
























Legacy Christian XC Invitational

Xenia

Race 3 - HS Girls - 5K


10/06/2018 - 11:30am

Team Race Results

Place	Name	Score	Team Time	Runner Avg	Avg Mile	5 Man Gap	Finish Order	Scoring Order
1	 BEAVERCREEK	56	2:05:38	25:07	8:05	1:35	8, 16, 18, 21, 22, 25, 27	5, 10, 12, 14, 15, 17, 19
2	 NEW RICHMOND	71	2:05:49	25:09	8:05	5:49	2, 10, 26, 32, 39, 48, 72	1, 7, 18, 21, 24, 28, 37
3	 FENWICK	95	2:13:40	26:44	8:36	9:57	6, 9, 11, 51, 109, 119	3, 6, 8, 30, 48, 53
4	 CIN TRAILBLAZERS	107	2:15:12	27:02	8:42	6:59	7, 19, 41, 43, 78, 89, 116	4, 13, 25, 26, 39, 42, 51
5	 BETHEL-TATE	155	2:25:32	29:06	9:22	6:50	13, 49, 65, 80, 88, 104, 149	9, 29, 36, 40, 41, 45, 69
6	 GOSHEN	155	2:26:52	29:22	9:27	12:20	5, 36, 47, 111, 124	2, 23, 27, 49, 54
7	 LONDON	199	2:42:47	32:33	10:28	15:49	17, 33, 53, 147, 148	11, 22, 31, 67, 68
8	 FAIRBORN	221	2:41:55	32:23	10:25	8:01	55, 61, 108, 117, 130, 141, 145	32, 34, 47, 52, 56, 62, 66
9	 MIAMI VALLEY SCHOOL	222	2:48:51	33:46	10:52	16:40	23, 30, 114, 144, 151	16, 20, 50, 65, 71
10	 STEBBINS	254	2:53:35	34:43	11:10	10:44	62, 77, 132, 135, 143, 150	35, 38, 57, 60, 64, 70
11	 PONITZ CTC	256	2:53:46	34:45	11:11	10:45	56, 94, 126, 139, 142	33, 44, 55, 61, 63
12	 MIAMI TRACE	278	3:03:02	36:36	11:46	12:03	93, 105, 133, 134, 155	43, 46, 58, 59, 72
DNP	 SPR. CATH. CENT.		1:33:27	23:21	7:31		1, 3, 4, 34	4 Runners
DNP	 EMMANUEL CHRISTIAN		1:55:15	28:48	9:16		24, 35, 38, 122	4 Runners
DNP	 WCH WASHINGTON		2:00:06	30:01	9:39		12, 74, 100, 103	4 Runners
DNP	 HILLSBORO		2:05:54	31:28	10:07		40, 52, 115, 129	4 Runners
DNP	 EAST CLINTON		2:16:04	34:01	10:56		85, 98, 118, 138	4 Runners
DNP	 YELLOW SPRINGS MS		1:19:02	26:20	8:28		20, 29, 37	3 Runners
DNP	 EAST DAYTON CHRISTIAN		1:27:32	29:10	9:23		45, 71, 75	3 Runners
DNP	 BELMONT		1:31:46	30:35	9:50		50, 79, 97	3 Runners
DNP	 CARLISLE		1:45:27	35:09	11:18		101, 120, 140	3 Runners
DNP	 TROY CHRISTIAN		1:51:21	37:07	11:56		84, 137, 152	3 Runners
DNP	 WEST CARROLLTON		1:57:20	39:06	12:35		127, 136, 154	3 Runners



Race 3 - HS Girls - 5K
10/06/2018 - 11:30am
Team Race Results

Place	Name	Score	Team Time	Runner Avg	Avg Mile	5 Man Gap	Finish Order	Scoring Order
DNP	 STIVERS SCHOOL FOR THE ARTS		53:58	26:59	8:41		15, 59	2 Runners
DNP	 BLANCHESTER		24:59	24:59	8:02		14	1 Runner
DNP	LAKOTA CHRISTIAN SCHOOL		31:19	31:19	10:04		83	1 Runner



Race 3 - HS Girls - 5K

10/06/2018 - 11:30am

Individual Race Results

Place	Name	Grade	School	Time	Points	Place	Name	Grade	School	Time	Points
1	Addie Engel	11	Spr. Cath. Cent.	20:46.9		39	Gracie Schweickart	10	New Richmond	27:18.6	24
2	Jenna Burns	11	New Richmond	21:29.2	1	40	Keeley Schurman	11	Hillsboro	27:19.6	
3	Bridget Engel	11	Spr. Cath. Cent.	22:44.0		41	Olivia Weitzel	9	Cin Trailblazers	27:30.2	25
4	Sydney Yontz	12	Spr. Cath. Cent.	23:10.0		42	Lydia Carter	10	Beavercreek	27:30.4	
5	ERIN ASHLEY	12	Goshen	23:14.6	2	43	Alijah Vinson	9	Cin Trailblazers	27:32.0	26
6	Hannah Tebbe	12	Fenwick	23:22.4	3	44	Callie Guthrie	11	Beavercreek	27:32.1	
7	Tenley Huffine	9	Cin Trailblazers	23:54.2	4	45	Bailey Faulkner	9	East Dayton Christia	27:40.7	
8	Lanie Piatt	9	Beavercreek	24:01.0	5	46	Morgan Rhoades	11	Beavercreek	27:41.6	
9	Rachel Tebbe	10	Fenwick	24:05.2	6	47	Madison McKinney	9	Goshen	27:44.7	27
10	Caitie Biehle	12	New Richmond	24:10.6	7	48	Quincy Ipsaro	12	New Richmond	27:47.7	28
11	Jaina Hellman	10	Fenwick	24:32.4	8	49	Trinity Donahue	11	Bethel-Tate	27:59.4	29
12	Cloe Copas	10	WCH Washington	24:50.3		50	Asha Ibrahim	12	Belmont	28:18.9	
13	Jenna Carter	11	Bethel-Tate	24:59.0	9	51	Cami Pacetti	9	Fenwick	28:21.1	30
14	Alexis Davis	11	Blanchester	24:59.3		52	Rylee Callahan	10	Hillsboro	28:26.7	
15	Sydney Schwartz	9	Stivers School For T	25:03.4		53	Haley Redding	9	London	28:30.3	31
16	AJ Kreill	11	Beavercreek	25:07.1	10	54	Tierney Smith	11	Beavercreek	28:32.1	
17	Jordan Marco	12	London	25:21.7	11	55	Aruna Shrestha	9	Fairborn	28:40.6	32
18	Rachel Martin	10	Beavercreek	25:22.3	12	56	Annie Kapepula	10	Ponitz CTC	28:41.0	33
19	Annika Wagner	10	Cin Trailblazers	25:22.5	13	57	Madison Riffel	11	Beavercreek	28:44.0	
20	Evelyn Potter	11	Yellow Springs MS	25:27.1		58	Makaya Smith	11	Beavercreek	28:50.6	
21	Brooke Freeman	12	Beavercreek	25:32.1	14	59	Paige Turner	9	Stivers School For T	28:54.9	
22	Lisa May	11	Beavercreek	25:36.4	15	60	Gabby Tucker	10	Beavercreek	28:57.8	
23	Lily Dettmer	9	Miami Valley School	25:43.3	16	61	Cecilia M	10	Fairborn	29:00.6	34
24	Maddie Clark	12	Emmanuel Christian	25:59.4		62	Kinsey Kunz	10	Stebbins	29:11.2	35
25	Anna Johnson	12	Beavercreek	26:05.0	17	63	Avery Borowski	9	Beavercreek	29:13.0	
26	Hailey Kramer	12	New Richmond	26:14.3	18	64	Sydney Mancuso	9	Beavercreek	29:17.9	
27	Victoria Webster	10	Beavercreek	26:15.1	19	65	Ella Mancino	9	Bethel-Tate	29:30.4	36
28	Anya Barrera	12	Beavercreek	26:18.4		66	Aubrey Mackay	9	Beavercreek	29:31.3	
29	Jude Meekin	12	Yellow Springs MS	26:23.8		67	Ella Morales	9	Beavercreek	29:31.8	
30	Sarah Hinshaw	12	Miami Valley School	26:32.8	20	68	Abi Bautista	11	Beavercreek	29:36.3	
31	Julia Rengering	9	Beavercreek	26:36.3		69	Catherine Davis	9	Beavercreek	29:36.6	
32	Flynn Oliver	11	New Richmond	26:36.3	21	70	Katie Rice	9	Beavercreek	29:37.2	
33	Destiny Clifton	12	London	26:40.8	22	71	Payton Faulkner	11	East Dayton Christia	29:38.2	
34	Mary Ritter	12	Spr. Cath. Cent.	26:46.2		72	Ellie Arkus	9	New Richmond	29:39.0	37
35	Reagan Dewey	10	Emmanuel Christian	26:49.2		73	Madison Hagee	11	Beavercreek	29:39.0	
36	JESSICA BENSON	12	Goshen	26:54.6	23	74	Shawna Conger	11	WCH Washington	30:03.6	
37	Avery Reeder	9	Yellow Springs MS	27:11.3		75	Lizzie Conley	12	East Dayton Christia	30:13.5	
38	Emily Chu	12	Emmanuel Christian	27:16.4		76	Olivia Hahm	11	Beavercreek	30:15.7	



Race 3 - HS Girls - 5K

10/06/2018 - 11:30am

Individual Race Results

Place	Name	Grade	School	Time	Points	Place	Name	Grade	School	Time	Points
77	Brooke Shade	12	Stebbins	30:19.8	38	115	Clara Page	9	Hillsboro	33:47.7	
78	Amanda Robbins	9	Cin Trailblazers	30:53.8	39	116	Abigail Hockstock	9	Cin Trailblazers	34:08.4	51
79	Mathilda Danhoui	12	Belmont	31:07.3		117	Kailey Japs	10	Fairborn	34:21.3	52
80	MAry Hauserman	12	Bethel-Tate	31:14.5	40	118	Brittney Wheeler	12	East Clinton	34:32.2	
81	Alyssa Yetzke	9	Beavercreek	31:18.6		119	Rachel Kuhlman	10	Fenwick	34:34.6	53
82	Phoebe Burns	9	Beavercreek	31:18.7		120	Julie Graffice	12	Carlisle	34:43.6	
83	Emily Mullins	11	Lakota Christian Sch	31:19.6		121	Emily staten	11	Beavercreek	35:00.6	
84	Sophie Pitsenbarger	12	Troy Christian	31:31.1		122	Hanna Burchwell	10	Emmanuel Christian	35:10.0	
85	Alexandria Hughes	12	East Clinton	31:36.9		123	Jenna Holloway	9	Beavercreek	35:33.3	
86	Jessie Thomas	10	Beavercreek	31:42.0		124	Caroline Clifton	12	Goshen	35:35.1	54
87	Jocelyn Nehls	12	New Richmond	31:45.2		125	Senait Scheie	11	Cin Trailblazers	35:35.7	
88	Lizzi Giwer	10	Bethel-Tate	31:49.2	41	126	Erin Starks	9	Ponitz CTC	35:42.2	55
89	Olivia Sitterlet	10	Cin Trailblazers	31:49.4	42	127	Colleen Bailey	9	West Carrollton	36:07.6	
90	Hannah Lewin	10	New Richmond	31:59.0		128	Julia Russell	9	Beavercreek	36:07.7	
91	Alyssa Morningstar	12	Beavercreek	32:00.6		129	Haley Boone	9	Hillsboro	36:20.0	
92	Jasmin Rodriguez	12	Beavercreek	32:00.8		130	Mallory Wardle	11	Fairborn	36:41.6	56
93	Annabella Szczberbiak	10	Miami Trace	32:07.3	43	131	Taylor Jacobsen	9	Beavercreek	36:48.8	
94	Arianna Culpepper	10	Ponitz CTC	32:14.5	44	132	Madelynn Hart	10	Stebbins	36:56.6	57
95	Vanessa Stafford	9	Beavercreek	32:16.1		133	Haley Lucas	11	Miami Trace	36:58.1	58
96	Jenna Hamilton	10	Beavercreek	32:17.6		134	Lilly Litteral	11	Miami Trace	37:03.1	59
97	Adilynn Ferrif	11	Belmont	32:20.0		135	Jesse Wheelock	10	Stebbins	37:12.2	60
98	Paige Bowman	10	East Clinton	32:25.4		136	Kylee Webb	9	West Carrollton	37:13.8	
99	Maddie Crumrine	10	New Richmond	32:31.6		137	Katie Townsend	10	Troy Christian	37:17.1	
100	Abby Tackage	11	WCH Washington	32:31.8		138	Kenton Deaton	9	East Clinton	37:29.6	
101	Caidence Williams	9	Carlisle	32:32.5		139	JaDawn Wilson	12	Ponitz CTC	37:42.0	61
102	Sammy Pratt	10	New Richmond	32:36.1		140	Amanda Duffy	11	Carlisle	38:11.7	
103	Mia Moats	9	WCH Washington	32:40.7		141	Annie Robinson	11	Fairborn	38:34.2	62
104	Katie Barrett	9	Bethel-Tate	32:41.5	45	142	Jada Garrison	9	Ponitz CTC	39:26.5	63
105	Devan Thomas	11	Miami Trace	32:43.5	46	143	Mollie Berger	11	Stebbins	39:56.1	64
106	Kate Minnick	9	Beavercreek	32:51.6		144	Lila Robinette	11	Miami Valley School	40:28.9	65
107	Brooke Donley	9	New Richmond	33:06.6		145	Kayla Vest	10	Fairborn	40:39.2	66
108	Stephy L	10	Fairborn	33:11.6	47	146	Maria Sammons	11	Cin Trailblazers	41:01.8	
109	Annabelle Thomas	12	Fenwick	33:19.5	48	147	Kaylynn Martinez	11	London	41:03.1	67
110	Katrina Rhone	9	Beavercreek	33:21.4		148	Arianna Douglas	11	London	41:11.5	68
111	Natasha Borden	10	Goshen	33:23.6	49	149	Grace Powers	9	Bethel-Tate	41:29.8	69
112	Jessica Minnick	11	Beavercreek	33:29.9		150	Jeri Rohr	11	Stebbins	42:05.4	70
113	Meredith Goodpaster	11	Beavercreek	33:30.1		151	Myelle Norton	12	Miami Valley School	42:24.1	71
114	Julia Peters	9	Miami Valley School	33:42.1	50	152	Cheyanna Cullen	9	Troy Christian	42:33.3	



Race 3 - HS Girls - 5K
10/06/2018 - 11:30am
Individual Race Results

Place	Name	Grade	School	Time	Points
153	Allie Anders	9	Beavercreek	42:47.2	
154	Savanna Palmisano	9	West Carrollton	43:59.3	
155	Mackenzie Munro	12	Miami Trace	44:10.4	72
156	Michaela Arbogast	9	Beavercreek	44:10.4	

