



Race 2 - HS Girls Div 2-B-Varsity - 5K

09/07/2019 - 9:05 am

Team Race Results

















| Place | Name | Score | Team Time | Runner Avg | Avg Mile | 5 Man Gap | Finish Order | Scoring Order |
|-------|---------------------------|-------|-----------|------------|----------|-----------|--------------------------------|--------------------------------|
| 1 | AKRON SVSM | 130 | 1:48:52 | 21:46 | 7:00 | 1:50 | 9, 10, 17, 35, 59, 84, 95 | 9, 10, 17, 35, 59, 84, 95 |
| 2 | FT. LORAMIE | 154 | 1:50:02 | 22:00 | 7:05 | 1:23 | 16, 26, 28, 32, 52, 101, 103 | 16, 26, 28, 32, 52, 101, 103 |
| 3 | BROOKSIDE | 155 | 1:49:05 | 21:49 | 7:01 | 2:24 | 2, 3, 37, 48, 65, 175, 201 | 2, 3, 37, 48, 65, 173, 198 |
| 4 | MINSTER | 204 | 1:51:38 | 22:19 | 7:11 | 1:33 | 19, 27, 43, 54, 61, 208 | 19, 27, 43, 54, 61, 204 |
| 5 | BELLEVUE | 247 | 1:51:44 | 22:20 | 7:11 | 2:05 | 14, 21, 39, 82, 91, 94, 121 | 14, 21, 39, 82, 91, 94, 121 |
| 6 | GIBSONBURG | 248 | 1:51:26 | 22:17 | 7:10 | 2:26 | 15, 22, 24, 85, 102, 158, 173 | 15, 22, 24, 85, 102, 156, 171 |
| 7 | HUD. WESTERN RES. ACADEMY | 251 | 1:52:45 | 22:33 | 7:15 | 1:40 | 20, 29, 64, 66, 72, 79, 81 | 20, 29, 64, 66, 72, 79, 81 |
| 8 | UPPER SANDUSKY | 285 | 1:53:19 | 22:39 | 7:17 | 1:57 | 18, 49, 50, 80, 88, 110, 150 | 18, 49, 50, 80, 88, 110, 148 |
| 9 | HOPEWELL-LOUDON | 286 | 1:53:23 | 22:40 | 7:17 | 1:39 | 23, 38, 71, 76, 78, 113, 138 | 23, 38, 71, 76, 78, 113, 136 |
| 10 | ALTER | 320 | 1:54:11 | 22:50 | 7:21 | 2:53 | 13, 47, 63, 83, 114, 162, 165 | 13, 47, 63, 83, 114, 160, 163 |
| 11 | PADUA FRANCISCAN | 349 | 1:55:07 | 23:01 | 7:24 | 2:19 | 25, 51, 60, 105, 108, 111, 134 | 25, 51, 60, 105, 108, 111, 134 |
| 12 | OAK HARBOR | 392 | 1:56:11 | 23:14 | 7:28 | 1:31 | 41, 58, 89, 97, 107, 119, 126 | 41, 58, 89, 97, 107, 119, 126 |
| 13 | FAIR. PARK FAIRVIEW | 413 | 1:56:13 | 23:14 | 7:28 | 3:50 | 8, 62, 96, 100, 149, 166, 190 | 8, 62, 96, 100, 147, 164, 187 |
| 14 | EASTWOOD | 425 | 1:56:40 | 23:20 | 7:30 | 0:31 | 67, 74, 92, 93, 99, 139, 164 | 67, 74, 92, 93, 99, 137, 162 |
| 15 | BUCKEYE VALLEY | 466 | 1:58:11 | 23:38 | 7:36 | 2:32 | 36, 70, 90, 132, 140, 168 | 36, 70, 90, 132, 138, 166 |
| 16 | PORT CLINTON | 466 | 1:57:20 | 23:28 | 7:33 | 4:49 | 6, 7, 142, 145, 172, 181, 198 | 6, 7, 140, 143, 170, 178, 195 |
| 17 | LIBERTY CENTER | 472 | 1:58:37 | 23:43 | 7:38 | 2:22 | 34, 57, 123, 127, 131, 200 | 34, 57, 123, 127, 131, 197 |
| 18 | EAST CANTON | 474 | 1:58:26 | 23:41 | 7:37 | 2:39 | 33, 55, 98, 144, 148, 152, 171 | 33, 55, 98, 142, 146, 150, 169 |
| 19 | CLARK MONTESSORI | 475 | 1:57:50 | 23:34 | 7:35 | 4:00 | 11, 73, 86, 153, 156, 157 | 11, 73, 86, 151, 154, 155 |



Race 2 - HS Girls Div 2-B-Varsity - 5K

09/07/2019 - 9:05 am

Team Race Results

| Place | Name | Score | Team Time | Runner Avg | Avg Mile | 5 Man Gap | Finish Order | Scoring Order |
|-------|---|-------|-----------|------------|----------|-----------|-----------------------------------|-----------------------------------|
| 20 |  SENECA EAST | 500 | 1:58:08 | 23:37 | 7:36 | 5:14 | 4, 12, 155, 159, 176, 179, 185 | 4, 12, 153, 157, 174, 176, 182 |
| 21 |  CHARDON NDCL | 519 | 2:00:40 | 24:08 | 7:46 | 4:40 | 42, 53, 106, 129, 192, 196, 209 | 42, 53, 106, 129, 189, 193, 205 |
| 22 |  SHELBY | 550 | 1:59:43 | 23:56 | 7:42 | 6:17 | 1, 69, 141, 163, 183, 199 | 1, 69, 139, 161, 180, 196 |
| 23 |  WILLARD | 569 | 2:00:36 | 24:07 | 7:45 | 5:26 | 5, 109, 135, 143, 182, 191, 221 | 5, 109, 135, 141, 179, 188, 217 |
| 24 |  POLAND SEMINARY | 588 | 2:05:11 | 25:02 | 8:03 | 6:21 | 45, 56, 75, 204, 215, 216, 222 | 45, 56, 75, 201, 211, 212, 218 |
| 25 |  TOLEDO C.C. | 612 | 2:03:53 | 24:46 | 7:58 | 4:40 | 46, 77, 112, 189, 194 | 46, 77, 112, 186, 191 |
| 26 |  VALLEY VIEW | 617 | 2:02:12 | 24:26 | 7:51 | 3:20 | 31, 128, 133, 160, 169, 174, 217 | 31, 128, 133, 158, 167, 172, 213 |
| 27 |  PERKINS | 626 | 2:03:24 | 24:40 | 7:56 | 4:42 | 44, 116, 117, 161, 193, 219 | 44, 116, 117, 159, 190, 215 |
| 28 |  BETHEL | 649 | 2:03:31 | 24:42 | 7:57 | 3:29 | 68, 115, 118, 167, 186, 195, 211 | 68, 115, 118, 165, 183, 192, 207 |
| 29 |  VERSAILLES | 681 | 2:03:24 | 24:40 | 7:56 | 1:44 | 104, 120, 146, 147, 170, 178, 180 | 104, 120, 144, 145, 168, 175, 177 |
| 30 |  ONTARIO | 735 | 2:08:05 | 25:37 | 8:14 | 5:54 | 40, 124, 184, 187, 210, 223 | 40, 124, 181, 184, 206, 219 |
| 31 |  TINORA | 833 | 2:12:59 | 26:35 | 8:33 | 5:41 | 87, 125, 202, 212, 218 | 87, 125, 199, 208, 214 |
| 32 |  MIL. LAKE | 875 | 2:26:34 | 29:18 | 9:26 | 12:22 | 30, 197, 214, 224, 225 | 30, 194, 210, 220, 221 |
| 33 |  OTSEGO | 884 | 2:14:25 | 26:53 | 8:39 | 5:29 | 122, 154, 188, 213, 220 | 122, 152, 185, 209, 216 |
| 34 |  OTTAWA-GLANDORF | 884 | 2:13:39 | 26:43 | 8:36 | 3:34 | 130, 151, 203, 206, 207 | 130, 149, 200, 202, 203 |
| DNP |  MIL. EDISON | | 1:43:27 | 25:51 | 8:19 | | 136, 137, 177, 205 | 4 Runners |



Race 2 - HS Girls Div 2-B-Varsity - 5K

09/07/2019 - 9:05 am

Individual Race Results

| Place | Name | Grade | School | Time | Points | Place | Name | Grade | School | Time | Points |
|-------|---------------------|-------|---------------------|---------|--------|-------|------------------|-------|---------------------|---------|--------|
| 1 | Kayla Gonzales | 9 | Shelby | 20:03.4 | 1 | 39 | Vanessa Shanaman | 12 | Bellevue | 22:20.2 | 39 |
| 2 | Alicia Fike | 11 | Brookside | 20:35.3 | 2 | 40 | Ally Potter | 9 | Ontario | 22:22.6 | 40 |
| 3 | Madison Palmer | 9 | Brookside | 20:37.2 | 3 | 41 | Ashley Schiller | 9 | Oak Harbor | 22:23.2 | 41 |
| 4 | Kennedy Beard | 11 | Seneca East | 20:41.4 | 4 | 42 | Rianna Linnert | 9 | Chardon NDCL | 22:25.0 | 42 |
| 5 | Amy Del Angel | 12 | Willard | 20:51.2 | 5 | 43 | Lexi Niemeyer | 9 | Minster | 22:25.3 | 43 |
| 6 | Carlie Blaesing | 9 | Port Clinton | 20:52.1 | 6 | 44 | Hailey Conner | 12 | Perkins | 22:28.9 | 44 |
| 7 | Zoey Barr | 9 | Port Clinton | 21:03.7 | 7 | 45 | Sydney Norris | 12 | Poland Seminary | 22:29.1 | 45 |
| 8 | Lily Palisin | 11 | Fair. Park Fairview | 21:06.5 | 8 | 46 | Mya Seymour | 9 | Toledo C.C. | 22:31.7 | 46 |
| 9 | Quincy Powers | 12 | Akron SVSM | 21:07.7 | 9 | 47 | Maggie Schoen | 10 | Alter | 22:34.5 | 47 |
| 10 | Aislyn McVicker | 9 | Akron SVSM | 21:07.9 | 10 | 48 | Cameron Hafner | 9 | Brookside | 22:36.0 | 48 |
| 11 | Rebecca Bresnahan | 11 | Clark Montessori | 21:08.3 | 11 | 49 | Gracie Manns | 11 | Upper Sandusky | 22:38.5 | 49 |
| 12 | Amelia Boes | 10 | Seneca East | 21:09.7 | 12 | 50 | Maya Collins | 12 | Upper Sandusky | 22:40.4 | 50 |
| 13 | Elizabeth Schlemmer | 10 | Alter | 21:13.8 | 13 | 51 | Emmalee Clark | 12 | Padua Franciscan | 22:42.2 | 51 |
| 14 | Dominique Weisz | 09 | Bellevue | 21:17.7 | 14 | 52 | Reece Boerger | 11 | Ft. Loramie | 22:43.4 | 52 |
| 15 | Emelia Simmons | 9 | Gibsonburg | 21:18.0 | 15 | 53 | Maddie Fisher | 12 | Chardon NDCL | 22:43.5 | 53 |
| 16 | Caitlyn Gasson | 11 | Ft. Loramie | 21:20.4 | 16 | 54 | Katie McClurg | 9 | Minster | 22:47.9 | 54 |
| 17 | Rebka Lile | 10 | Akron SVSM | 21:22.4 | 17 | 55 | Emily Bigler | 12 | East Canton | 22:48.6 | 55 |
| 18 | Macy Mewhorter | 9 | Upper Sandusky | 21:24.2 | 18 | 56 | Riley Norris | 11 | Poland Seminary | 22:50.3 | 56 |
| 19 | Emma Meyer | 10 | Minster | 21:25.5 | 19 | 57 | Reagan Dulle | 9 | Liberty Center | 22:54.9 | 57 |
| 20 | Olivia Robinson | 12 | Hud. Western Res. / | 21:27.1 | 20 | 58 | Sam Tallman | 12 | Oak Harbor | 22:57.7 | 58 |
| 21 | Rylee Bollenbacher | 10 | Bellevue | 21:28.8 | 21 | 59 | Chloe Pearson | 11 | Akron SVSM | 22:58.0 | 59 |
| 22 | Hannah Dearth | 11 | Gibsonburg | 21:30.9 | 22 | 60 | Katie Krayzel | 12 | Padua Franciscan | 22:58.4 | 60 |
| 23 | Taylor Sours | 11 | Hopewell-Loudon | 21:34.2 | 23 | 61 | Paige Schulte | 9 | Minster | 22:59.3 | 61 |
| 24 | Brianna Montgomery | 9 | Gibsonburg | 21:36.5 | 24 | 62 | Julie Cook | 12 | Fair. Park Fairview | 22:59.8 | 62 |
| 25 | Brenna Heinzerling | 10 | Padua Franciscan | 21:38.3 | 25 | 63 | Elizabeth Philip | 12 | Alter | 22:59.8 | 63 |
| 26 | Angel Rodriguez | 11 | Ft. Loramie | 21:39.0 | 26 | 64 | Joy Tian | 11 | Hud. Western Res. / | 22:59.9 | 64 |
| 27 | Margaret Hirschfeld | 10 | Minster | 22:00.8 | 27 | 65 | Marissa Meyers | 12 | Brookside | 23:00.2 | 65 |
| 28 | Paige Rethman | 12 | Ft. Loramie | 22:05.2 | 28 | 66 | Kimberly Winson | 12 | Hud. Western Res. / | 23:04.8 | 66 |
| 29 | Paige Bodnar | 10 | Hud. Western Res. / | 22:06.6 | 29 | 67 | Noelle Hayes | 11 | Eastwood | 23:05.1 | 67 |
| 30 | Izzy Greene | 10 | Mil. Lake | 22:06.8 | 30 | 68 | Kylie Balkcom | 10 | Bethel | 23:05.5 | 68 |
| 31 | Clara Walton | 12 | Valley View | 22:11.1 | 31 | 69 | Abby Vogt | 10 | Shelby | 23:05.7 | 69 |
| 32 | Elise Beresik | 10 | Ft. Loramie | 22:14.1 | 32 | 70 | Chloe Maynard | 11 | Buckeye Valley | 23:06.4 | 70 |
| 33 | Breyana Buxton | 11 | East Canton | 22:15.4 | 33 | 71 | Hazel Stone | 9 | Hopewell-Loudon | 23:06.5 | 71 |
| 34 | Gwyn Murrey | 10 | Liberty Center | 22:15.5 | 34 | 72 | Clara Fu | 12 | Hud. Western Res. / | 23:07.2 | 72 |
| 35 | Caley Scahill | 11 | Akron SVSM | 22:16.1 | 35 | 73 | Claire Hammond | 10 | Clark Montessori | 23:08.2 | 73 |
| 36 | Macayla Krantz | 9 | Buckeye Valley | 22:16.3 | 36 | 74 | Cordelia Howard | 11 | Eastwood | 23:08.4 | 74 |
| 37 | Jessica Gower | 10 | Brookside | 22:16.9 | 37 | 75 | Olivia Zura | 9 | Poland Seminary | 23:09.5 | 75 |
| 38 | Alivia Roerdink | 9 | Hopewell-Loudon | 22:18.1 | 38 | 76 | Ashley Brickner | 12 | Hopewell-Loudon | 23:10.2 | 76 |



Race 2 - HS Girls Div 2-B-Varsity - 5K

09/07/2019 - 9:05 am

Individual Race Results

| Place | Name | Grade | School | Time | Points | Place | Name | Grade | School | Time | Points |
|-------|--------------------|-------|---------------------|---------|--------|-------|---------------------|-------|---------------------|---------|--------|
| 77 | Nicole Knerr | 11 | Toledo C.C. | 23:12.8 | 77 | 115 | Makenzie Nida | 11 | Bethel | 24:08.0 | 115 |
| 78 | Macy Breidenbach | 10 | Hopewell-Loudon | 23:14.0 | 78 | 116 | Sara Skaff | 10 | Perkins | 24:10.3 | 116 |
| 79 | Elba Heddeshaimer | 9 | Hud. Western Res. / | 23:14.4 | 79 | 117 | Kylie Swain | 9 | Perkins | 24:11.5 | 117 |
| 80 | Hannah Plymale | 9 | Upper Sandusky | 23:14.9 | 80 | 118 | Lisa Sebastian | 11 | Bethel | 24:13.2 | 118 |
| 81 | Grace Cameron | 12 | Hud. Western Res. / | 23:15.0 | 81 | 119 | Marisa Kennedy | 10 | Oak Harbor | 24:13.7 | 119 |
| 82 | Hope Alda | 09 | Bellevue | 23:15.1 | 82 | 120 | Emma Gasson | 12 | Versailles | 24:13.9 | 120 |
| 83 | Lauren Doorley | 11 | Alter | 23:15.7 | 83 | 121 | Courtney Fox | 09 | Bellevue | 24:14.1 | 121 |
| 84 | Nicole Reese | 11 | Akron SVSM | 23:16.0 | 84 | 122 | Isabella Mancuso | 12 | Otsego | 24:15.6 | 122 |
| 85 | Ally Sentele | 9 | Gibsonburg | 23:17.0 | 85 | 123 | Alexus Shaneyfelt | 9 | Liberty Center | 24:19.5 | 123 |
| 86 | Carly Sullivan | 10 | Clark Montessori | 23:19.9 | 86 | 124 | Sunshine Liu | 11 | Ontario | 24:26.5 | 124 |
| 87 | Clara Westrick | 9 | Tinora | 23:19.9 | 87 | 125 | Emily Harr | 9 | Tinora | 24:28.5 | 125 |
| 88 | Haley Lee | 11 | Upper Sandusky | 23:21.4 | 88 | 126 | Abby Below | 11 | Oak Harbor | 24:29.2 | 126 |
| 89 | Logan Wagner | 10 | Oak Harbor | 23:22.3 | 89 | 127 | Keirstin McClure | 12 | Liberty Center | 24:30.5 | 127 |
| 90 | Veronika Legg | 11 | Buckeye Valley | 23:22.6 | 90 | 128 | Adrianna Jennings | 11 | Valley View | 24:31.6 | 128 |
| 91 | Megan Verhoff | 11 | Bellevue | 23:23.2 | 91 | 129 | Kylie Blackburn | 12 | Chardon NDCL | 24:34.0 | 129 |
| 92 | Kelly Veryser | 9 | Eastwood | 23:24.9 | 92 | 130 | Abby Schroeder | 10 | Ottawa-Glandorf | 24:34.7 | 130 |
| 93 | Jamie Lahey | 11 | Eastwood | 23:26.1 | 93 | 131 | Ashley Rall | 10 | Liberty Center | 24:37.5 | 131 |
| 94 | Lilli Ray | 12 | Bellevue | 23:27.3 | 94 | 132 | Alexis Chang | 9 | Buckeye Valley | 24:38.0 | 132 |
| 95 | Sarah Sollenberger | 11 | Akron SVSM | 23:30.4 | 95 | 133 | Madelyn Rudd | 10 | Valley View | 24:38.0 | 133 |
| 96 | Amalea Sanabria | 9 | Fair. Park Fairview | 23:32.9 | 96 | 134 | Victoria Pascarella | 10 | Padua Franciscan | 24:38.4 | 134 |
| 97 | Emily Willis | 12 | Oak Harbor | 23:33.3 | 97 | 135 | Haley Henry | 9 | Willard | 24:38.8 | 135 |
| 98 | Erin Norris | 10 | East Canton | 23:34.6 | 98 | 136 | Mallory Jamison | 9 | Mil. Edison | 24:42.0 | |
| 99 | Emily Obrien | 9 | Eastwood | 23:36.1 | 99 | 137 | Kylie McDonnell | 11 | Mil. Edison | 24:42.8 | |
| 100 | Sarah Moll | 12 | Fair. Park Fairview | 23:37.1 | 100 | 138 | Corrin Hoover | 12 | Hopewell-Loudon | 24:45.5 | 136 |
| 101 | Maddie Simon | 11 | Ft. Loramie | 23:40.1 | 101 | 139 | Elle Ruffner | 9 | Eastwood | 24:47.2 | 137 |
| 102 | Kallan Stricker | 11 | Gibsonburg | 23:44.2 | 102 | 140 | Rachel Sheets | 12 | Buckeye Valley | 24:48.3 | 138 |
| 103 | Claire Chaney | 11 | Ft. Loramie | 23:47.2 | 103 | 141 | Ava Heimlich | 9 | Shelby | 24:48.4 | 139 |
| 104 | Lexie DeMange | 10 | Versailles | 23:48.7 | 104 | 142 | Grace Talbott | 12 | Port Clinton | 24:49.8 | 140 |
| 105 | Maria Rich | 12 | Padua Franciscan | 23:51.1 | 105 | 143 | Madison Clark | 12 | Willard | 24:49.9 | 141 |
| 106 | Mary McGuigan | 11 | Chardon NDCL | 23:52.0 | 106 | 144 | Erica Murphy | 11 | East Canton | 24:52.5 | 142 |
| 107 | Emma Zibbel | 11 | Oak Harbor | 23:55.1 | 107 | 145 | Hannah Cross | 11 | Port Clinton | 24:53.0 | 143 |
| 108 | Brittain Bosela | 10 | Padua Franciscan | 23:57.3 | 108 | 146 | Kennedy McEldowney | 11 | Versailles | 24:53.8 | 144 |
| 109 | Araceli Huerta | 12 | Willard | 23:58.9 | 109 | 147 | Alyssa Meyer | 9 | Versailles | 24:55.1 | 145 |
| 110 | Emma Brown | 11 | Upper Sandusky | 23:58.9 | 110 | 148 | Annie Carter | 9 | East Canton | 24:55.1 | 146 |
| 111 | Tamia Hall | 9 | Padua Franciscan | 23:59.8 | 111 | 149 | Lauren Malloy | 12 | Fair. Park Fairview | 24:56.7 | 147 |
| 112 | Elsie Noyes | 11 | Toledo C.C. | 24:03.5 | 112 | 150 | Liz Plymale | 11 | Upper Sandusky | 24:57.1 | 148 |
| 113 | Taylor Joseph | 11 | Hopewell-Loudon | 24:04.7 | 113 | 151 | Gracie Hayes | 11 | Ottawa-Glandorf | 24:58.0 | 149 |
| 114 | Faith Marquitz | 12 | Alter | 24:07.7 | 114 | 152 | Autumn Norris | 12 | East Canton | 25:01.8 | 150 |



Race 2 - HS Girls Div 2-B-Varsity - 5K

09/07/2019 - 9:05 am

Individual Race Results

| Place | Name | Grade | School | Time | Points | Place | Name | Grade | School | Time | Points |
|-------|-------------------|-------|---------------------|---------|--------|-------|--------------------|-------|-----------------|---------|--------|
| 153 | Brenna Hammond | 12 | Clark Montessori | 25:05.9 | 151 | 191 | Zoey Hartz | 12 | Willard | 27:01.8 | 188 |
| 154 | Olivia Magrum | 9 | Otsego | 25:07.9 | 152 | 192 | Alyssa Reamsbottom | 10 | Chardon NDCL | 27:05.7 | 189 |
| 155 | Jamie Guhn | 10 | Seneca East | 25:08.5 | 153 | 193 | Angie Leckrone | 10 | Perkins | 27:10.9 | 190 |
| 156 | Mia Triantafalou | 11 | Clark Montessori | 25:08.6 | 154 | 194 | Jatalia Barnes | 10 | Toledo C.C. | 27:12.0 | 191 |
| 157 | Maria Orzali | 10 | Clark Montessori | 25:12.4 | 155 | 195 | Josie Rhodes | 10 | Bethel | 27:16.3 | 192 |
| 158 | Isabel Brink | 10 | Gibsonburg | 25:12.8 | 156 | 196 | Haley Goodfield | 10 | Chardon NDCL | 27:24.7 | 193 |
| 159 | Kiersten Cook | 10 | Seneca East | 25:12.8 | 157 | 197 | Makenna Roderick | 10 | Mil. Lake | 27:27.3 | 194 |
| 160 | Katie Walton | 9 | Valley View | 25:19.4 | 158 | 198 | Alexis Spears | 10 | Port Clinton | 27:31.4 | 195 |
| 161 | Kyrsten Smelcer | 12 | Perkins | 25:22.8 | 159 | 199 | Kaitlynn Winters | 11 | Shelby | 27:34.2 | 196 |
| 162 | Courtney Ly | 11 | Alter | 25:23.4 | 160 | 200 | Erica Minnich | 11 | Liberty Center | 27:39.6 | 197 |
| 163 | Olivia Osborne | 10 | Shelby | 25:24.4 | 161 | 201 | Anisha Phukan | 9 | Brookside | 27:43.0 | 198 |
| 164 | Helena Katakis | 12 | Eastwood | 25:26.3 | 162 | 202 | Claire McMaster | 11 | Tinora | 27:47.0 | 199 |
| 165 | Stephanie Marsh | 11 | Alter | 25:29.2 | 163 | 203 | Olivia Rump | 12 | Ottawa-Glandorf | 27:49.6 | 200 |
| 166 | Andi Crawford | 10 | Fair. Park Fairview | 25:30.3 | 164 | 204 | Ava Gallo | 9 | Poland Seminary | 27:51.6 | 201 |
| 167 | Brielle Gatrell | 12 | Bethel | 25:30.4 | 165 | 205 | Tori Wieber | 10 | Mil. Edison | 28:06.8 | |
| 168 | Emily Ramos | 12 | Buckeye Valley | 25:30.7 | 166 | 206 | Peyton Warnecke | 12 | Ottawa-Glandorf | 28:08.0 | 202 |
| 169 | Libby Porter | 10 | Valley View | 25:31.9 | 167 | 207 | Emily Krukowski | 12 | Ottawa-Glandorf | 28:09.4 | 203 |
| 170 | Kennedy Hughes | 11 | Versailles | 25:33.0 | 168 | 208 | Courtney Wehrman | 9 | Minster | 28:10.3 | 204 |
| 171 | Emily Haas | 10 | East Canton | 25:39.7 | 169 | 209 | Mikala Payne | 10 | Chardon NDCL | 28:16.3 | 205 |
| 172 | Caitlin Chafee | 12 | Port Clinton | 25:41.6 | 170 | 210 | Hadley Schultz | 9 | Ontario | 28:16.7 | 206 |
| 173 | Kayli Schneider | 11 | Gibsonburg | 25:41.6 | 171 | 211 | Emma Daughtery | 12 | Bethel | 28:20.4 | 207 |
| 174 | Lily Walton | 11 | Valley View | 25:48.6 | 172 | 212 | Paige Zimmerman | 9 | Tinora | 28:23.4 | 208 |
| 175 | Lucia Morello | 12 | Brookside | 25:53.3 | 173 | 213 | Abigail Martin | 9 | Otsego | 28:30.6 | 209 |
| 176 | Delainey Drown | 12 | Seneca East | 25:55.9 | 174 | 214 | Emerson Howard | 10 | Mil. Lake | 28:47.8 | 210 |
| 177 | Kennedy Baker | 10 | Mil. Edison | 25:56.3 | | 215 | Lydia Noble | 10 | Poland Seminary | 28:50.9 | 211 |
| 178 | Mallory Subler | 11 | Versailles | 25:58.5 | 175 | 216 | Sofie Myers | 10 | Poland Seminary | 29:00.6 | 212 |
| 179 | Aubrey Beard | 10 | Seneca East | 26:03.6 | 176 | 217 | Sophia DeVillez | 10 | Valley View | 29:01.1 | 213 |
| 180 | Olivia Waymire | 12 | Versailles | 26:06.4 | 177 | 218 | Paige Carpenter | 9 | Tinora | 29:01.1 | 214 |
| 181 | Alaina Dackermann | 11 | Port Clinton | 26:13.8 | 178 | 219 | Maddie Schaefer | 12 | Perkins | 29:03.8 | 215 |
| 182 | Abby Del Angel | 9 | Willard | 26:17.5 | 179 | 220 | Avery Cepek | 11 | Otsego | 29:45.2 | 216 |
| 183 | Ava Long | 10 | Shelby | 26:21.1 | 180 | 221 | Regan Hartz | 12 | Willard | 31:40.1 | 217 |
| 184 | Lauren Hartman | 12 | Ontario | 26:21.9 | 181 | 222 | Emily Bayerl | 9 | Poland Seminary | 32:49.2 | 218 |
| 185 | Alexis Margraf | 9 | Seneca East | 26:22.3 | 182 | 223 | Abby Mazzocco | 12 | Ontario | 33:09.9 | 219 |
| 186 | Madison Spaeth | 11 | Bethel | 26:34.8 | 183 | 224 | Olivia Lau | 11 | Mil. Lake | 33:43.3 | 220 |
| 187 | Paige Danuloff | 10 | Ontario | 26:37.5 | 184 | 225 | Chelsea Wood | 10 | Mil. Lake | 34:29.3 | 221 |
| 188 | Amelia Simpson | 11 | Otsego | 26:46.6 | 185 | | | | | | |
| 189 | Madelynn DuBois | 11 | Toledo C.C. | 26:53.0 | 186 | | | | | | |
| 190 | Alice Chambers | 9 | Fair. Park Fairview | 26:57.1 | 187 | | | | | | |

