












# Felicity Franklin HS/MS Early Bird Run

## Felicity

### Race 3 - Girls HS - 5K

08/24/2022 - 5:30pm

### Team Results

Place	Team	Score	Team Time	Runner Avg	Avg Mile	5 Man Gap	Finish Order	Scoring Order
1	 West Clermont	59	2:05:53	25:11	8:07	3:34	6-10-13-16-25-28-29	5-9-11-14-20-23-24
2	 New Richmond	60	2:04:09	24:50	8:00	3:34	3-12-15-19-20-35-39	2-10-13-17-18-29-32
3	 Bethel-Tate	62	2:05:26	25:06	8:05	7:32	2-4-14-21-32	1-3-12-19-27
4	 Georgetown	85	2:12:48	26:34	8:33	5:52	5-9-27-30-31-37	4-8-22-25-26-30
5	 Winc. Eastern	100	2:20:37	28:08	9:04	10:59	8-17-18-34-44-45	7-15-16-28-34-35
6	 Batavia	127	2:33:24	30:41	9:53	13:35	7-26-38-42-50-54	6-21-31-33-36-37
DNP	 Williamsburg		1:33:53	31:18	10:05		22-24-53	3 Runners
DNP	 Felicity-Franklin		55:14	27:37	8:54		11-36	2 Runners
DNP	 Goshen		58:48	29:24	9:28		1-51	2 Runners
DNP	 Ripley-Union		27:18	27:18	8:48		23	1 Runner
DNP	 Blanchester		38:06	38:06	12:16		52	1 Runner



# Race 3 - Girls HS - 5K

08/24/2022 - 5:30pm

## Individual Results

Place	Name	Grade	Team	Time	Points
1	Peyton Dooloukas	9	Goshen	20:42.8	
2	Brady Sterbling	10	Bethel-Tate	21:59.4	1
3	Riley Davis	9	New Richmond	22:26.4	2
4	Hayden Setty	12	Bethel-Tate	22:38.1	3
5	Elizabeth Cahall	10	Georgetown	23:30.1	4
6	Chloe Johnson	11	West Clermont	23:53.2	5
7	Alivia Alexander	12	Batavia	24:01.8	6
8	Brandy Shular	10	Winc. Eastern	24:05.5	7
9	Lydia Klump	9	Georgetown	24:06.5	8
10	Claire Hanna	12	West Clermont	24:19.7	9
11	Emerson Pinger	11	Felicity-Franklin	24:20.2	
12	Elizabeth Hauserman	9	New Richmond	24:43.4	10
13	Ava Reveal	11	West Clermont	24:52.1	11
14	Addison Johns	9	Bethel-Tate	25:05.9	12
15	Morgan Smith	10	New Richmond	25:12.3	13
16	Calista Binning	10	West Clermont	25:20.5	14
17	Kilie Belcher	9	Winc. Eastern	25:27.3	15
18	Annie Grimes	11	Winc. Eastern	25:45.7	16
19	Ainsley Zimmerman	12	New Richmond	25:46.1	17
20	Isabelle DuFau	10	New Richmond	25:59.9	18
21	Lily Hathcock	10	Bethel-Tate	26:11.6	19
22	Megan Ellis	12	Williamsburg	26:40.5	
23	Anna Castle	11	Ripley-Union	27:17.8	
24	Sidney Day	9	Williamsburg	27:22.8	
25	Brooke Farmer	10	West Clermont	27:26.8	20
26	Autumn Creek	9	Batavia	27:29.1	21
27	Alexis Corbin	10	Georgetown	27:38.4	22
28	Jenna Mayborg	12	West Clermont	27:39.9	23
29	Katie Dickten	11	West Clermont	27:43.6	24
30	Autumn Sanders	10	Georgetown	28:10.3	25
31	Olivia Henson	12	Georgetown	29:21.8	26
32	Ella Kanis	12	Bethel-Tate	29:31.0	27
33	Bailey Landrum	11	West Clermont	29:38.6	
34	Etta Moore	9	Winc. Eastern	30:13.6	28
35	Izzy Maloney	10	New Richmond	30:41.4	29
36	Jayde Schnarrenber	12	Felicity-Franklin	30:53.3	
37	Ariel Riddle	10	Georgetown	30:55.6	30
38	Taylor Ostendorf	11	Batavia	31:04.9	31
39	Aliya Koger	10	New Richmond	31:06.6	32

Place	Name	Grade	Team	Time	Points
40	Karlye Gilpin	12	New Richmond	31:10.5	
41	Eva Shepherd	12	New Richmond	32:06.5	
42	Kali Partin	9	Batavia	33:11.9	33
43	Gina McInturf	11	West Clermont	33:19.8	
44	Kallie Smallwood	10	Winc. Eastern	35:04.1	34
45	Madison Neal	10	Winc. Eastern	35:13.3	35
46	Lillian Hosler	11	West Clermont	35:24.9	
47	Emma Ranshaw	11	West Clermont	35:48.5	
48	Chloe Jarvis	10	New Richmond	36:30.9	
49	Tori Lafferty	11	West Clermont	36:40.4	
50	Ava Hargis	9	Batavia	37:36.2	36
51	Hannah Springer	10	Goshen	38:05.2	
52	Kaci Grillot	9	Blanchester	38:05.7	
53	Madelyn Daulton	10	Williamsburg	39:49.5	
54	Alyssa Hunt	10	Batavia	39:51.4	37

