













Moeller "PrimeTime" XC Invitational - Presented by Buckeye Running Company

Mason

Race 5 - HS Boys JV/Open - 5K

08/27/21 - 6:45 pm

Team Results

| Place | Team | Score | Team Time | Runner Avg | Avg Mile | 5 Man Gap | Finish Order | Scoring Order |
|-------|---|-------|-----------|------------|----------|-----------|-----------------------------|---------------------------|
| 1 |  St. Xavier | 24 | 1:33:03 | 18:37 | 6:00 | 1:13 | 1-2-6-7-8-9-10 | 1-2-6-7-8-9-10 |
| 2 | Covington Catholic | 69 | 1:37:19 | 19:28 | 6:16 | 2:00 | 3-4-19-25-51-53-120 | 3-4-14-16-32-33-65 |
| 3 |  Mason | 71 | 1:38:04 | 19:37 | 6:19 | 1:22 | 5-15-26-27-30-37-41 | 5-12-17-18-19-24-27 |
| 4 | Eastern | 132 | 1:41:24 | 20:17 | 6:32 | 1:20 | 17-24-33-57-77-87-98 | 13-15-21-35-48-54-57 |
| 5 |  Beavercreek | 160 | 1:42:48 | 20:34 | 6:38 | 0:53 | 31-34-62-64-69-72-81 | 20-22-37-39-42-44-51 |
| 6 |  Olen. Orange | 167 | 1:42:35 | 20:31 | 6:37 | 1:33 | 14-35-66-74-76-80-112 | 11-23-41-45-47-50-63 |
| 7 |  Sycamore | 218 | 1:44:38 | 20:56 | 6:45 | 0:50 | 50-58-71-86-96-168-172 | 31-36-43-53-55-77-80 |
| 8 |  Walnut Hills | 232 | 1:45:01 | 21:01 | 6:46 | 1:01 | 44-65-75-97-107-108-132 | 29-40-46-56-61-62-68 |
| 9 | Cooper | 272 | 1:46:42 | 21:21 | 6:53 | 2:32 | 39-43-103-133-197-243 | 26-28-60-69-89-97 |
| 10 |  Oak Hills | 273 | 1:46:37 | 21:20 | 6:52 | 1:38 | 54-63-102-127-159-169-175 | 34-38-59-67-75-78-82 |
| 11 |  Moeller | 298 | 1:47:01 | 21:25 | 6:54 | 1:34 | 38-114-121-136-138-167-174 | 25-64-66-71-72-76-81 |
| 12 |  Springboro | 309 | 1:47:49 | 21:34 | 6:57 | 2:09 | 46-79-135-141-190-200-206 | 30-49-70-73-87-90-92 |
| 13 | Highlands | 395 | 1:52:34 | 22:31 | 7:15 | 2:54 | 85-99-192-229-275-300-316 | 52-58-88-95-102-103-107 |
| 14 | Ryle | 418 | 1:52:46 | 22:34 | 7:16 | 1:06 | 154-171-181-189-220-230-273 | 74-79-85-86-94-96-101 |
| 15 |  McNicholas | 461 | 1:56:33 | 23:19 | 7:31 | 2:25 | 177-179-202-267-304-310-315 | 83-84-91-99-104-105-106 |
| 16 |  Carroll | 508 | 2:02:54 | 24:35 | 7:55 | 3:16 | 214-247-271-318-336-338-347 | 93-98-100-108-109-110-111 |
| DNP |  Royalmont Academy High School | | 20:44 | 20:44 | 6:41 | | 59 | 1 Runner |

Race 5 - HS Boys JV/Open - 5K

08/27/21 - 6:45 pm

Individual Results

| Place | Name | Grade | Team | Time | Points |
|-------|---------------------|-------|--------------------|---------|--------|
| 1 | Scott Schwetschenau | 11 | St. Xavier | 18:00.9 | 1 |
| 2 | Owen Stuckman | 11 | St. Xavier | 18:13.7 | 2 |
| 3 | Adam Donelan | 11 | Covington Catholic | 18:32.6 | 3 |
| 4 | Cooper Hodge | 12 | Covington Catholic | 18:33.1 | 4 |
| 5 | Caden Winship | 9 | Mason | 18:38.9 | 5 |
| 6 | Owen Paul | 10 | St. Xavier | 18:40.8 | 6 |
| 7 | Max Matacia | 12 | St. Xavier | 18:53.4 | 7 |
| 8 | Diego Boord | 10 | St. Xavier | 19:13.2 | 8 |
| 9 | Quinn Singer | 10 | St. Xavier | 19:13.4 | 9 |
| 10 | Drew Habegger | 12 | St. Xavier | 19:20.8 | 10 |
| 11 | Andrew Hilgeman | 12 | St. Xavier | 19:24.0 | |
| 12 | Eric Houchens | 11 | St. Xavier | 19:27.9 | |
| 13 | Eli Evans | 10 | St. Xavier | 19:28.1 | |
| 14 | Sahil Kandhari | 9 | Olen. Orange | 19:28.2 | 11 |
| 15 | Jonathan Zhang | 9 | Mason | 19:33.1 | 12 |
| 16 | Thomas Hines | 11 | St. Xavier | 19:39.7 | |
| 17 | Eli Frazier | 9 | Eastern | 19:41.8 | 13 |
| 18 | Dean Lutman | 11 | St. Xavier | 19:42.3 | |
| 19 | Jackson Germann | 9 | Covington Catholic | 19:45.3 | 14 |
| 20 | Dylan Bush | 12 | St. Xavier | 19:46.4 | |
| 21 | Peter Franz | 12 | St. Xavier | 19:49.9 | |
| 22 | Jacob Schlessman | 10 | St. Xavier | 19:50.2 | |
| 23 | Dom Ellis | 9 | St. Xavier | 19:50.9 | |
| 24 | Cameron Herzog | 10 | Eastern | 19:51.8 | 15 |
| 25 | Luke O'Hara | 9 | Covington Catholic | 19:55.1 | 16 |
| 26 | Kameron Christy | 11 | Mason | 19:55.3 | 17 |
| 27 | Matt Waechter | 11 | Mason | 19:55.4 | 18 |
| 28 | Jake Molas | 9 | St. Xavier | 19:57.5 | |
| 29 | Adam Thompson | 9 | St. Xavier | 19:59.7 | |
| 30 | Carson Hurrle | 12 | Mason | 20:00.9 | 19 |
| 31 | Aiden Allen | 9 | Beavercreek | 20:03.5 | 20 |
| 32 | Jack Frient | 11 | St. Xavier | 20:09.1 | |
| 33 | Dominick Rodriguez | 10 | Eastern | 20:09.8 | 21 |
| 34 | Jeremy Sibrel | 9 | Beavercreek | 20:11.1 | 22 |
| 35 | Sid Sivakumar | 9 | Olen. Orange | 20:13.3 | 23 |
| 36 | Luke Kleeman | 11 | St. Xavier | 20:16.7 | |
| 37 | Baron Bogan | 11 | Mason | 20:17.3 | 24 |
| 38 | Michael Roncallo | 12 | Moeller | 20:17.6 | 25 |
| 39 | Aaron Foote | 9 | Cooper | 20:18.9 | 26 |

| Place | Name | Grade | Team | Time | Points |
|-------|--------------------|-------|-------------------------------|---------|--------|
| 40 | Liam Fox | 9 | St. Xavier | 20:19.5 | |
| 41 | Nicholas Pathak | 10 | Mason | 20:20.9 | 27 |
| 42 | Luke Brinck | 9 | St. Xavier | 20:22.0 | |
| 43 | Noah Coulter | 10 | Cooper | 20:22.6 | 28 |
| 44 | Grayden Dunn | 12 | Walnut Hills | 20:24.4 | 29 |
| 45 | Sean Koth | 10 | St. Xavier | 20:24.9 | |
| 46 | Dallas Rose | 11 | Springboro | 20:27.2 | 30 |
| 47 | Sam DeVylder | 10 | St. Xavier | 20:28.4 | |
| 48 | Alex Hartings | 11 | St. Xavier | 20:29.4 | |
| 49 | Gabe Castellini | 10 | St. Xavier | 20:30.1 | |
| 50 | Colin Schonsheck | 9 | Sycamore | 20:30.1 | 31 |
| 51 | Noah Casson | 10 | Covington Catholic | 20:32.2 | 32 |
| 52 | Edward Kong | 12 | Mason | 20:32.5 | |
| 53 | Jack Salyers | 9 | Covington Catholic | 20:33.9 | 33 |
| 54 | Tyler Raussen | 11 | Oak Hills | 20:34.5 | 34 |
| 55 | Pedro Capiello | 9 | Mason | 20:35.6 | |
| 56 | Andrew Haddad | 11 | St. Xavier | 20:37.5 | |
| 57 | Matthew Smaldone | 10 | Eastern | 20:38.7 | 35 |
| 58 | Rachit Gupta | 10 | Sycamore | 20:39.0 | 36 |
| 59 | Max Broek | 10 | Royalmont Academy High School | 20:43.3 | |
| 60 | Max Reder | 9 | St. Xavier | 20:45.1 | |
| 61 | Sam Dallas | 11 | Mason | 20:47.2 | |
| 62 | Xander Edem | 9 | Beavercreek | 20:47.3 | 37 |
| 63 | Daniel Lade | 10 | Oak Hills | 20:49.2 | 38 |
| 64 | Ethan Klenda | 10 | Beavercreek | 20:49.7 | 39 |
| 65 | Julyan Grimaitre | 10 | Walnut Hills | 20:50.1 | 40 |
| 66 | Aashish Prabakaran | 11 | Olen. Orange | 20:52.3 | 41 |
| 67 | Luke Young | 9 | Mason | 20:53.1 | |
| 68 | Ben McPeek | 11 | St. Xavier | 20:55.3 | |
| 69 | Austin Cheney | 12 | Beavercreek | 20:55.8 | 42 |
| 70 | Nick Kroger | 10 | St. Xavier | 20:58.6 | |
| 71 | Andrew Wilson | 10 | Sycamore | 20:58.7 | 43 |
| 72 | Brightyn Mills | 11 | Beavercreek | 20:59.8 | 44 |
| 73 | Blaze Scafaro | 10 | Mason | 20:59.9 | |
| 74 | Faisal Alsulaiman | 10 | Olen. Orange | 21:00.1 | 45 |
| 75 | Oliver Carter | 10 | Walnut Hills | 21:00.7 | 46 |
| 76 | Luke Border | 12 | Olen. Orange | 21:00.7 | 47 |
| 77 | Luke Pawlak | 10 | Eastern | 21:01.3 | 48 |

Race 5 - HS Boys JV/Open - 5K

08/27/21 - 6:45 pm

Individual Results

| Place | Name | Grade | Team | Time | Points |
|-------|-------------------|-------|--------------|---------|--------|
| 78 | Niall Connors | 11 | Mason | 21:03.2 | |
| 79 | Gavin Cain | 12 | Springboro | 21:03.6 | 49 |
| 80 | Chase Dieckmann | 10 | Olen. Orange | 21:05.3 | 50 |
| 81 | Pranav Chandra | 11 | Beavercreek | 21:06.4 | 51 |
| 82 | Zachary Stimler | 12 | Mason | 21:06.7 | |
| 83 | Angad Singh | 9 | Mason | 21:08.3 | |
| 84 | Chris Millard | 10 | Mason | 21:09.7 | |
| 85 | Gabriel Talbot | 9 | Highlands | 21:10.0 | 52 |
| 86 | Luke Robinson | 9 | Sycamore | 21:10.2 | 53 |
| 87 | Alex Morton | 10 | Eastern | 21:10.5 | 54 |
| 88 | Noah Ketron | 9 | St. Xavier | 21:12.5 | |
| 89 | Matthew Olszewski | 12 | St. Xavier | 21:12.5 | |
| 90 | Brady Bowden | 12 | St. Xavier | 21:13.7 | |
| 91 | Joe Mansour | 9 | St. Xavier | 21:15.2 | |
| 92 | Sai Dasu | 10 | Mason | 21:15.4 | |
| 93 | Yosef Jaber | 11 | Mason | 21:15.4 | |
| 94 | Moazzam Nafees | 12 | Mason | 21:16.6 | |
| 95 | Cory Trovillo | 11 | St. Xavier | 21:17.3 | |
| 96 | Jacob Jensen | 11 | Sycamore | 21:19.6 | 55 |
| 97 | Caden Elrod | 10 | Walnut Hills | 21:20.7 | 56 |
| 98 | Trace Martin | 10 | Eastern | 21:21.0 | 57 |
| 99 | Siddhartha Jani | 9 | Highlands | 21:21.2 | 58 |
| 100 | Wyatt Cooper | 9 | Mason | 21:21.7 | |
| 101 | Aaron McDonald | 11 | Eastern | 21:21.9 | |
| 102 | Brennan Werner | 11 | Oak Hills | 21:23.0 | 59 |
| 103 | Micah Brandeberry | 9 | Cooper | 21:23.7 | 60 |
| 104 | Patrick Cavanaugh | 9 | St. Xavier | 21:24.0 | |
| 105 | Jackson Moellers | 9 | Mason | 21:24.3 | |
| 106 | John Turri | 9 | Beavercreek | 21:24.9 | |
| 107 | Cole Reed | 10 | Walnut Hills | 21:25.1 | 61 |
| 108 | Evan Myers | 10 | Walnut Hills | 21:26.5 | 62 |
| 109 | Andrew Messerle | 12 | St. Xavier | 21:26.9 | |
| 110 | Charlie Sicking | 10 | St. Xavier | 21:27.5 | |
| 111 | Nathan Garay | 10 | St. Xavier | 21:27.6 | |
| 112 | Tom Leskovich | 11 | Olen. Orange | 21:27.7 | 63 |
| 113 | Sam Bailie | 9 | Beavercreek | 21:28.8 | |
| 114 | Jacob Scott | 10 | Moeller | 21:30.2 | 64 |
| 115 | Auggie Florkowski | 10 | St. Xavier | 21:31.1 | |
| 116 | Yazen Odeh | 10 | Mason | 21:31.5 | |

| Place | Name | Grade | Team | Time | Points |
|-------|----------------------|-------|--------------------|---------|--------|
| 117 | James Theobald | 9 | St. Xavier | 21:31.5 | |
| 118 | Ethan Haaga | 9 | Mason | 21:32.2 | |
| 119 | Jack Zestermann | 12 | St. Xavier | 21:32.7 | |
| 120 | Alex Bloemer | 12 | Covington Catholic | 21:33.1 | 65 |
| 121 | Cullen Hais | 9 | Moeller | 21:33.1 | 66 |
| 122 | Maximus Elefson | 10 | Mason | 21:33.3 | |
| 123 | Bryce Horton | 10 | Beavercreek | 21:33.5 | |
| 124 | Robby Climie | 9 | Beavercreek | 21:35.1 | |
| 125 | Youness Akdim | 12 | Beavercreek | 21:35.6 | |
| 126 | Vince Francisco | 10 | Olen. Orange | 21:36.4 | |
| 127 | August Foland | 9 | Oak Hills | 21:37.5 | 67 |
| 128 | Nick Jackson | 10 | Olen. Orange | 21:38.6 | |
| 129 | Nathan Johannesmeyer | 10 | St. Xavier | 21:39.2 | |
| 130 | Nick Hartings | 10 | St. Xavier | 21:41.4 | |
| 131 | Jackson Dendy | 12 | Covington Catholic | 21:43.7 | |
| 132 | Owen Turnbull | 12 | Walnut Hills | 21:44.4 | 68 |
| 133 | Stephen Klayer | 12 | Cooper | 21:45.5 | 69 |
| 134 | Caleb Hershberger | 12 | Mason | 21:46.4 | |
| 135 | Logan Nesbit | 11 | Springboro | 21:47.2 | 70 |
| 136 | Jake Allen | 9 | Moeller | 21:48.8 | 71 |
| 137 | Liam Quirk | 9 | Eastern | 21:49.5 | |
| 138 | Alex Weisgerber | 12 | Moeller | 21:50.8 | 72 |
| 139 | Grayson White | 11 | Beavercreek | 21:51.1 | |
| 140 | Caleb Robertson | 11 | St. Xavier | 21:53.7 | |
| 141 | Noah Townsend | 11 | Springboro | 21:55.0 | 73 |
| 142 | Richard Greenan | 9 | Mason | 21:56.1 | |
| 143 | Rayan Khan | 10 | Mason | 21:57.1 | |
| 144 | Alex Mickelson | 9 | Mason | 21:57.5 | |
| 145 | Ved Malandkar | 9 | Olen. Orange | 21:58.7 | |
| 146 | Vincent Goedde | 10 | St. Xavier | 22:00.3 | |
| 147 | Aaron Cheney | 9 | Beavercreek | 22:02.7 | |
| 148 | Paul Knueven | 12 | Walnut Hills | 22:04.1 | |
| 149 | Nicholas Aiello | 10 | Walnut Hills | 22:05.9 | |
| 150 | Andrew Wells | 11 | Eastern | 22:06.0 | |
| 151 | Aaron Peters | 12 | St. Xavier | 22:06.0 | |
| 152 | Ian Shang | 9 | Mason | 22:06.9 | |
| 153 | Noah Weidner | 9 | St. Xavier | 22:07.7 | |
| 154 | Ethan Ertel | 10 | Ryle | 22:08.7 | 74 |

Race 5 - HS Boys JV/Open - 5K

08/27/21 - 6:45 pm

Individual Results

| Place | Name | Grade | Team | Time | Points |
|-------|------------------|-------|--------------|---------|--------|
| 155 | Shreyas Rao | 11 | Mason | 22:09.4 | |
| 156 | Noah Wesley | 11 | Walnut Hills | 22:10.0 | |
| 157 | Liam Kreitzer | 10 | Mason | 22:10.1 | |
| 158 | Nolan Connors | 10 | Mason | 22:11.0 | |
| 159 | Aiden Dattilo | 9 | Oak Hills | 22:12.0 | 75 |
| 160 | Edmund Gimbert | 10 | Walnut Hills | 22:13.4 | |
| 161 | Caleb Pfammatter | 10 | St. Xavier | 22:13.4 | |
| 162 | Brenden Krieder | 9 | St. Xavier | 22:14.0 | |
| 163 | Benton Clark | 9 | Walnut Hills | 22:14.7 | |
| 164 | Lakeland Spaeth | 10 | Walnut Hills | 22:15.4 | |
| 165 | John McPeek | 9 | St. Xavier | 22:16.0 | |
| 166 | Jake Dougherty | 10 | St. Xavier | 22:16.1 | |
| 167 | Ben Wiesman | 9 | Moeller | 22:16.1 | 76 |
| 168 | Sam Bringle | 10 | Sycamore | 22:16.7 | 77 |
| 169 | Bryce Korb | 9 | Oak Hills | 22:19.8 | 78 |
| 170 | Gavin Amshoff | 11 | Mason | 22:20.0 | |
| 171 | Garrick George | 12 | Ryle | 22:20.5 | 79 |
| 172 | Joshua Koo | 11 | Sycamore | 22:21.8 | 80 |
| 173 | Carson Koenig | 10 | Beavercreek | 22:22.7 | |
| 174 | Thomas Miller | 12 | Moeller | 22:23.5 | 81 |
| 175 | Parker Trippel | 11 | Oak Hills | 22:24.9 | 82 |
| 176 | Jack Dailey | 10 | Beavercreek | 22:25.2 | |
| 177 | Charlie Miller | 9 | McNicholas | 22:25.5 | 83 |
| 178 | Andrew Little | 11 | Mason | 22:25.8 | |
| 179 | Ian Wofram | 11 | McNicholas | 22:26.6 | 84 |
| 180 | Brady Neller | 11 | Oak Hills | 22:26.7 | |
| 181 | Luke Storer | 11 | Ryle | 22:27.2 | 85 |
| 182 | Harry Jackson | 10 | Walnut Hills | 22:28.6 | |
| 183 | Luke Jump | 10 | Walnut Hills | 22:29.7 | |
| 184 | Max Stewart | 10 | St. Xavier | 22:30.7 | |
| 185 | Michael Park | 9 | St. Xavier | 22:31.0 | |
| 186 | Keith Guthrie | 11 | Beavercreek | 22:31.4 | |
| 187 | Jacob Wood | 11 | Eastern | 22:33.0 | |
| 188 | Henry Meyer | 12 | Moeller | 22:33.5 | |
| 189 | David Thomas | 11 | Ryle | 22:34.4 | 86 |
| 190 | Jaxsen Bartling | 9 | Springboro | 22:35.5 | 87 |
| 191 | Oscar Paredes | 10 | Olen. Orange | 22:35.5 | |
| 192 | Ben Gallagher | 9 | Highlands | 22:37.1 | 88 |
| 193 | Ben Whitehead | 9 | Olen. Orange | 22:37.9 | |

| Place | Name | Grade | Team | Time | Points |
|-------|---------------------|-------|--------------|---------|--------|
| 194 | Emett Rose | 9 | Mason | 22:45.7 | |
| 195 | Ryan Sullivan | 9 | St. Xavier | 22:47.6 | |
| 196 | Trey Johnson | 9 | St. Xavier | 22:49.8 | |
| 197 | Henry Walke | 12 | Cooper | 22:50.4 | 89 |
| 198 | Alexander Montello | 10 | Walnut Hills | 22:51.0 | |
| 199 | Craig Dwyer | 10 | St. Xavier | 22:51.3 | |
| 200 | Jackson Hamant | 9 | Springboro | 22:51.6 | 90 |
| 201 | Collin McCafferty | 9 | St. Xavier | 22:52.7 | |
| 202 | Connor Svarda | 11 | McNicholas | 22:52.9 | 91 |
| 203 | Murphy Kulik | 9 | St. Xavier | 22:54.3 | |
| 204 | Logan Brower | 9 | Beavercreek | 22:55.5 | |
| 205 | Seton Squeglia | 9 | Sycamore | 22:58.5 | |
| 206 | William Schemenauer | 10 | Springboro | 22:59.7 | 92 |
| 207 | Shane Sullivan | 9 | St. Xavier | 23:02.3 | |
| 208 | Breckin Arneson | 11 | Springboro | 23:02.7 | |
| 209 | Zach Sukovaty | 9 | St. Xavier | 23:03.1 | |
| 210 | Bradley Curtiss | 12 | Mason | 23:03.5 | |
| 211 | Owen Kern | 9 | Sycamore | 23:04.7 | |
| 212 | Jeff Beal | 9 | Beavercreek | 23:05.7 | |
| 213 | Goutham Dabas | 10 | Mason | 23:06.2 | |
| 214 | Lukas Pleiman | 10 | Carroll | 23:10.9 | 93 |
| 215 | Gavin McCracken | 10 | Walnut Hills | 23:11.0 | |
| 216 | Dylan Robinson | 10 | Beavercreek | 23:11.6 | |
| 217 | Jacob Brannock | 11 | St. Xavier | 23:12.2 | |
| 218 | Denny Haley | 9 | St. Xavier | 23:13.9 | |
| 219 | Luke Zielinski | 9 | Moeller | 23:14.0 | |
| 220 | Samuel Fister | 9 | Ryle | 23:14.6 | 94 |
| 221 | Drew Rongo | 10 | St. Xavier | 23:14.6 | |
| 222 | Colby Levine | 11 | Mason | 23:14.6 | |
| 223 | Noah Edwards | 10 | St. Xavier | 23:16.2 | |
| 224 | Mason Bindemann | 12 | Springboro | 23:16.7 | |
| 225 | Nelson DeWitt | 9 | Sycamore | 23:17.8 | |
| 226 | Liam King | 11 | St. Xavier | 23:18.7 | |
| 227 | Nathan Neumann | 11 | Springboro | 23:18.9 | |
| 228 | Jared Busam | 11 | Moeller | 23:20.2 | |
| 229 | Ian Kirschenbaum | 12 | Highlands | 23:21.8 | 95 |
| 230 | Aiken Rich | 12 | Ryle | 23:24.6 | 96 |
| 231 | Kyle Borgemenke | 9 | Moeller | 23:25.5 | |
| 232 | Gabriel Drasiewski | 9 | St. Xavier | 23:27.0 | |

Race 5 - HS Boys JV/Open - 5K

08/27/21 - 6:45 pm

Individual Results

| Place | Name | Grade | Team | Time | Points |
|-------|---------------------------|-------|--------------|---------|--------|
| 233 | Garrett Keller | 10 | Moeller | 23:27.4 | |
| 234 | Coleman Vaughan | 10 | Olen. Orange | 23:29.4 | |
| 235 | Hank Hinkley | 9 | St. Xavier | 23:29.8 | |
| 236 | Logan Remotigue | 10 | Walnut Hills | 23:30.1 | |
| 237 | Christopher Winstanley | 9 | Mason | 23:33.1 | |
| 238 | Aditya Bhosale | 11 | Mason | 23:34.6 | |
| 239 | Anish Mutyala | 9 | Mason | 23:35.2 | |
| 240 | Pratyush Pandey | 10 | Mason | 23:35.6 | |
| 241 | Kevin De Silva | 10 | Springboro | 23:36.2 | |
| 242 | David Phalen | 10 | Walnut Hills | 23:36.5 | |
| 243 | Malachi Beesley | 11 | Cooper | 23:37.6 | 97 |
| 244 | Noah Poore | 9 | Sycamore | 23:38.0 | |
| 245 | John Ryan | 9 | Moeller | 23:39.2 | |
| 246 | Andrew Warren | 9 | Olen. Orange | 23:39.9 | |
| 247 | Konnor VanTress | 10 | Carroll | 23:40.9 | 98 |
| 248 | Austin Woolems | 10 | Springboro | 23:41.0 | |
| 249 | Jacob Means | 9 | Moeller | 23:46.3 | |
| 250 | Kyle Deboer | 11 | Beavercreek | 23:48.6 | |
| 251 | Rocky Krishnan | 9 | Walnut Hills | 23:49.5 | |
| 252 | Nishok ChennaiSakthivelSh | 10 | Olen. Orange | 23:50.2 | |
| 253 | Hudson Mong | 9 | Olen. Orange | 23:50.5 | |
| 254 | Ryan Willike | 9 | Sycamore | 23:50.7 | |
| 255 | Henry Hauck | 9 | Mason | 23:51.4 | |
| 256 | Lucas Arter | 9 | St. Xavier | 23:51.7 | |
| 257 | Andy Burghardt | 10 | Sycamore | 23:51.9 | |
| 258 | Ross Towbin | 12 | Sycamore | 23:52.0 | |
| 259 | Will Jackson | 9 | Olen. Orange | 23:52.4 | |
| 260 | Jonathan Algers | 9 | Sycamore | 23:54.0 | |
| 261 | Harshith Paul Nesaraja | 9 | Olen. Orange | 23:56.0 | |
| 262 | Foster Dunn | 9 | Walnut Hills | 23:56.2 | |
| 263 | Jeremy Muglia | 11 | Mason | 23:56.3 | |
| 264 | Noah Schlaudecker | 10 | Walnut Hills | 23:56.4 | |
| 265 | Mark Whapham | 12 | Sycamore | 23:56.9 | |
| 266 | Luke Dworzniak | 9 | Sycamore | 23:57.3 | |
| 267 | Brady McPheron | 10 | McNicholas | 23:57.5 | 99 |
| 268 | David Musolino | 10 | St. Xavier | 23:58.9 | |
| 269 | Will Wittekind | 9 | St. Xavier | 23:59.7 | |

| Place | Name | Grade | Team | Time | Points |
|-------|------------------------|-------|--------------------|---------|--------|
| 270 | Caleb Romstadt | 9 | Beavercreek | 24:00.4 | |
| 271 | Julian Correa | 11 | Carroll | 24:01.7 | 100 |
| 272 | Luke Haney | 12 | Beavercreek | 24:02.5 | |
| 273 | Evan Talley | 11 | Ryle | 24:03.4 | 101 |
| 274 | Derek Heyman | 9 | Moeller | 24:03.8 | |
| 275 | Ben Pfetzer | 9 | Highlands | 24:03.9 | 102 |
| 276 | Aarav Singhal | 9 | Mason | 24:04.8 | |
| 277 | Evan Brown | 10 | St. Xavier | 24:05.0 | |
| 278 | Nik Helmes | 10 | Oak Hills | 24:05.1 | |
| 279 | Clay Maddox | 10 | Ryle | 24:08.6 | |
| 280 | Carter Gomm | 10 | Beavercreek | 24:12.0 | |
| 281 | Bryce Edenfield | 10 | Oak Hills | 24:14.0 | |
| 282 | Collin Latham | 12 | Ryle | 24:14.6 | |
| 283 | Jovan Jose Asker Fredy | 11 | Sycamore | 24:16.0 | |
| 284 | Joshua Jensen | 9 | Springboro | 24:18.3 | |
| 285 | Connor Howell | 12 | Beavercreek | 24:19.5 | |
| 286 | Freddie Caldwell | 11 | Covington Catholic | 24:20.7 | |
| 287 | Blake Pochet | 11 | Beavercreek | 24:23.1 | |
| 288 | Black McCain | 9 | Beavercreek | 24:23.6 | |
| 289 | Andrew Grandstaff | 10 | Moeller | 24:30.8 | |
| 290 | Ben Ku | 10 | Beavercreek | 24:32.0 | |
| 291 | Liam McLean | 10 | Beavercreek | 24:32.7 | |
| 292 | Lehk Patel | 12 | Beavercreek | 24:32.9 | |
| 293 | Kaleb Wennerstrom | 12 | Beavercreek | 24:34.1 | |
| 294 | Sergio Garcia | 10 | Sycamore | 24:38.4 | |
| 295 | Max Milbourn | 10 | Moeller | 24:40.6 | |
| 296 | Kevin Halik | 9 | Ryle | 24:46.4 | |
| 297 | Keating Sharp | 10 | Moeller | 24:46.9 | |
| 298 | Daniel Schlegal | 12 | Sycamore | 24:46.9 | |
| 299 | Zach Oligea | 11 | Ryle | 24:47.2 | |
| 300 | Logan Shell | 9 | Highlands | 24:48.2 | 103 |
| 301 | Zach Evans | 9 | Moeller | 24:48.6 | |
| 302 | Laden Satterfield | 9 | Beavercreek | 24:49.3 | |
| 303 | Jack Rentrop | 12 | Moeller | 24:49.6 | |
| 304 | Sean McManus | 11 | McNicholas | 24:50.0 | 104 |
| 305 | Henry Connors | 9 | Sycamore | 24:51.0 | |
| 306 | Carson Wisecup | 10 | Beavercreek | 24:52.5 | |
| 307 | Thomas Fulton | 10 | Springboro | 24:52.8 | |

Race 5 - HS Boys JV/Open - 5K

08/27/21 - 6:45 pm

Individual Results

| Place | Name | Grade | Team | Time | Points |
|-------|------------------|-------|--------------------|---------|--------|
| 308 | Bryce Colpo | 9 | St. Xavier | 24:52.9 | |
| 309 | Evan Konys | 9 | Moeller | 24:58.5 | |
| 310 | Cory Bernard | 10 | McNicholas | 25:07.7 | 105 |
| 311 | Gus Bivins | 9 | Ryle | 25:11.2 | |
| 312 | Weston Merk | 11 | Covington Catholic | 25:16.2 | |
| 313 | Daniel Turnbow | 12 | Moeller | 25:17.6 | |
| 314 | William Rosso | 11 | Springboro | 25:19.3 | |
| 315 | Will Green | 12 | McNicholas | 25:19.8 | 106 |
| 316 | Adam Pawlak | 12 | Highlands | 25:20.9 | 107 |
| 317 | Jonathan Wagers | 11 | Springboro | 25:22.6 | |
| 318 | Louie Studler | 9 | Carroll | 25:33.6 | 108 |
| 319 | Elliot Roepke | 10 | McNicholas | 25:36.5 | |
| 320 | Parker Willig | 10 | Moeller | 25:42.8 | |
| 321 | Abraham Hagood | 10 | Walnut Hills | 25:46.4 | |
| 322 | Kade Casbarro | 9 | Olen. Orange | 25:49.1 | |
| 323 | Ryan Dame | 9 | Springboro | 25:55.8 | |
| 324 | Nate Gibbs | 12 | Beavercreek | 25:56.9 | |
| 325 | Xavier Gray | 9 | Walnut Hills | 26:02.1 | |
| 326 | Piercen Wall | 12 | Springboro | 26:04.5 | |
| 327 | Satvik Rudraraju | 9 | Olen. Orange | 26:08.1 | |
| 328 | William Holt | 10 | Moeller | 26:13.7 | |
| 329 | Will Glecker | 9 | Olen. Orange | 26:15.3 | |
| 330 | Ned Redpath | 9 | St. Xavier | 26:17.7 | |
| 331 | Hank Teiken | 9 | St. Xavier | 26:19.2 | |
| 332 | Sean Hayes | 9 | Ryle | 26:20.6 | |
| 333 | Caleb Whitmer | 9 | Eastern | 26:21.9 | |
| 334 | Cameron Krause | 10 | Springboro | 26:21.9 | |
| 335 | Cameron Wolf | 9 | St. Xavier | 26:24.2 | |
| 336 | Alexander Weed | 11 | Carroll | 26:26.3 | 109 |
| 337 | Hayden Geiger | 10 | Springboro | 26:33.2 | |
| 338 | Printiss Moore | 9 | Carroll | 26:33.4 | 110 |
| 339 | Ryan Foley | 9 | St. Xavier | 26:42.7 | |
| 340 | Seth Luebke | 11 | Walnut Hills | 26:50.3 | |
| 341 | Karl Alan | 10 | Walnut Hills | 26:51.0 | |
| 342 | Suleman Khan | 10 | Beavercreek | 26:54.4 | |
| 343 | Nick Wilking | 10 | St. Xavier | 26:55.9 | |
| 344 | Branden Daniels | 12 | Springboro | 27:04.0 | |
| 345 | Lewis Cooney | 10 | Walnut Hills | 27:04.0 | |
| 346 | Justice Jones | 9 | Ryle | 27:06.6 | |

| Place | Name | Grade | Team | Time | Points |
|-------|------------------|-------|--------------|---------|--------|
| 347 | Christian Martin | 9 | Carroll | 27:13.5 | 111 |
| 348 | Wyatt Childress | 9 | Walnut Hills | 27:15.0 | |
| 349 | Jack Robbins | 9 | St. Xavier | 27:21.9 | |
| 350 | Carson Gardner | 10 | McNicholas | 27:22.8 | |
| 351 | Parker Schnelle | 9 | Sycamore | 27:25.9 | |
| 352 | Isaac Snider | 9 | Beavercreek | 27:26.5 | |
| 353 | Aiden Stevens | 9 | Walnut Hills | 27:31.9 | |
| 354 | Keegan Hantak | 9 | Moeller | 27:33.6 | |
| 355 | Kaleb Houston | 9 | Olen. Orange | 27:36.1 | |
| 356 | Finn Riordan | 9 | Walnut Hills | 27:52.0 | |
| 357 | Justin Caldwell | 10 | Springboro | 28:13.7 | |
| 358 | Joshua Naizghi | 9 | St. Xavier | 28:28.8 | |
| 359 | Gavin Gilreath | 9 | St. Xavier | 28:29.8 | |
| 360 | David Messerly | 12 | McNicholas | 28:35.7 | |
| 361 | Dillon Staley | 10 | Eastern | 28:44.8 | |
| 362 | Max Herzog | 9 | Moeller | 28:58.6 | |
| 363 | Nick Wilson | 9 | Moeller | 29:12.6 | |
| 364 | Parker Dreier | 12 | Walnut Hills | 29:24.5 | |
| 365 | Bob Gantner | 9 | Carroll | 29:30.9 | |
| 366 | Michael Gosney | 10 | Beavercreek | 29:46.3 | |
| 367 | Caleb Yerrick | 9 | Springboro | 29:59.1 | |
| 368 | Noel Shelly | 10 | McNicholas | 30:11.7 | |
| 369 | Liam Cooney | 9 | Walnut Hills | 30:39.1 | |
| 370 | Alex Kroger | 11 | Oak Hills | 30:46.9 | |
| 371 | Isaiah Edington | 9 | Springboro | 31:12.2 | |
| 372 | Jacob Keller | 10 | Eastern | 32:09.2 | |
| 373 | Swapnil Mojumder | 10 | Springboro | 32:24.5 | |
| 374 | Caleb Wilham | 9 | Eastern | 33:33.9 | |
| 375 | Neev Kumar | 9 | Moeller | 34:36.3 | |
| 376 | Nick Weed | 9 | Carroll | 34:46.1 | |
| 377 | Bruce Crossman | 12 | Carroll | 35:18.5 | |