







# Talawanda XC Invite

## Oxford

### Race 5 - HS Boys - 5000m

#### Team Results

Place	Team	Score	Team Time	Runner Avg	Avg Mile	5 Man Gap	Finish Order	Scoring Order
1	 Talawanda	20	1:32:28	18:30	5:58	3:14	1-2-4-5-9-11-12	1-2-4-5-8-10-11
2	Harrison High School	42	1:39:07	19:50	6:23	3:24	3-6-8-13-16-20-21	3-6-7-12-14-16-17
3	 Mid. Christian	81	1:51:24	22:17	7:11	3:21	10-14-28-32-36-62	9-13-18-19-22-37
4	 Hamilton	130	2:04:55	24:59	8:03	3:17	33-41-42-46-49	20-26-27-28-29
5	 Cin. Northwest	133	2:08:07	25:38	8:15	5:49	34-37-39-50-59-61	21-23-24-30-35-36
6	 Winton Woods	136	2:10:44	26:09	8:25	6:55	17-40-51-54-55-58	15-25-31-32-33-34
DNP	 Mt. Healthy		40:35	20:18	6:32		7-15	2 Runners

# Race 5 - HS Boys - 5000m

## Individual Results

Place	Name	Grade	Team	Time	Points
1	Max Bixler	10	Talawanda	17:07.1	1
2	Maddox Burns	11	Talawanda	17:25.7	2
3	Addisen Kohls	JR	Harrison High School	18:02.0	3
4	Garrison Franks	9	Talawanda	18:38.7	4
5	Bryson Fears	10	Talawanda	18:54.5	5
6	James Kirby	FR	Harrison High School	19:14.1	6
7	Mario Rudolph	1	Mt. Healthy	19:16.1	
8	Evan Metzger	SR	Harrison High School	19:45.2	7
9	Pablo Luz Grajales	11	Talawanda	20:21.1	8
10	Matt Prall	12	Mid. Christian	20:24.0	9
11	Grady Pennington	FR	Talawanda	20:35.4	10
12	Jesse Troy	9	Talawanda	20:37.9	11
13	AJ Willis	SO	Harrison High School	20:40.0	12
14	Carson Davis	11	Mid. Christian	21:12.9	13
15	Jeremiah Singleton	1	Mt. Healthy	21:18.2	
16	Asher Gibson	SR	Harrison High School	21:25.6	14
17	Eric Durazno	12	Winton Woods	21:39.4	15
18	John Larson	9	Talawanda	21:44.8	
19	Tom Fisher	11	Talawanda	22:03.7	
20	Isaiah Delafield	SO	Harrison High School	22:04.0	16
21	Mathew Schallick	SO	Harrison High School	22:08.8	17
22	Kyle Lill	SO	Harrison High School	22:12.0	
23	Jonah Femiani	11	Talawanda	22:15.5	
24	Devin Fliter	SO	Harrison High School	22:15.6	
25	Eli Suttman	9	Talawanda	22:28.1	
26	Zach Cannon	SO	Harrison High School	22:32.6	
27	Anthony Greene	12	Talawanda	22:35.7	
28	Andrew Maynus	11	Mid. Christian	22:44.4	18
29	Colin Bryant	SR	Harrison High School	23:00.6	
30	Tyler Kirkpatrick	11	Talawanda	23:06.7	
31	Lucus Miller	SR	Harrison High School	23:11.2	
32	Caleb Skaggs	9	Mid. Christian	23:17.4	19
33	Nick Martin	10	Hamilton	23:18.1	20
34	Mathias Yohannes	12	Cin. Northwest	23:26.8	21
35	Mathew Finley	FR	Harrison High School	23:31.2	
36	Isaac Maynus	9	Mid. Christian	23:44.7	22
37	Nathnael Yohannes	10	Cin. Northwest	23:50.5	23
38	Griffin Samuel	FR	Harrison High School	24:13.1	
39	Liam Chapin	11	Cin. Northwest	24:22.5	24

Place	Name	Grade	Team	Time	Points
40	Mordecai Evans	9	Winton Woods	24:27.7	25
41	Diego Rangel	10	Hamilton	24:41.4	26
42	Tristian Cord	12	Hamilton	24:51.7	27
43	Jake Barkhuizen	9	Talawanda	24:58.8	
44	Ridge Owens	FR	Harrison High School	25:05.8	
45	Nick Schallick	SO	Harrison High School	25:17.1	
46	Erich Conover	9	Hamilton	25:28.7	28
47	Noah Femiani	12	Talawanda	25:39.0	
48	Charles Murray	12	Talawanda	26:16.2	
49	Ian McLaughlin	10	Hamilton	26:34.4	29
50	Chucky Richter	12	Cin. Northwest	27:11.4	30
51	Keon Russell	9	Winton Woods	27:44.2	31
52	Thomas Harper	10	Talawanda	27:53.2	
53	Evan Messner	11	Talawanda	28:01.5	
54	Ronin Buhl	9	Winton Woods	28:18.4	32
55	Logan Banatwala	9	Winton Woods	28:33.9	33
56	Logan Dreyer	JR	Harrison High School	28:40.5	
57	Shr-Shiang Moore	12	Talawanda	28:44.0	
58	Greg Burns	12	Winton Woods	29:01.1	34
59	Peter Bungabong	11	Cin. Northwest	29:15.6	35
60	Muhammed Khan	11	Talawanda	29:42.2	
61	Dylan Lofland	9	Cin. Northwest	32:47.5	36
62	Carson Skaggs	12	Mid. Christian	32:50.5	37