





















Tiffin Cross Country Carnival

Tiffin

Race 8 - Boys HS Div II Open - 5K

09/11/21 - 11:55am








Team Results

Place	Team	Score	Team Time	Runner Avg	Avg Mile	5 Man Gap	Finish Order	Scoring Order
1	 Carroll	30	1:33:50	18:46	6:03	1:27	1-4-6-7-15-17-33	1-4-5-6-14-15-28
2	 Akron SVSM	107	1:40:46	20:10	6:30	1:36	14-19-23-31-40-49-52	13-16-20-26-32-40-43
3	 Napoleon	117	1:41:28	20:18	6:32	2:07	9-21-22-41-48-84-86	8-18-19-33-39-60-62
4	 Fair. Park Fairview	141	1:41:25	20:17	6:32	3:54	2-12-35-50-77-95-145	2-11-29-41-58-68-90
5	 Shelby	148	1:42:46	20:34	6:37	2:14	10-25-43-47-53-62-69	9-22-35-38-44-48-53
6	 Bellevue	150	1:42:31	20:31	6:36	3:04	8-11-29-65-76	7-10-25-51-57
7	 Ottawa-Glandorf	152	1:43:30	20:42	6:40	0:47	28-32-37-42-46-66-75	24-27-30-34-37-52-56
8	 Bay	155	1:42:34	20:31	6:37	3:59	3-13-38-59-88-92-101	3-12-31-46-63-66-72
9	 Genoa Area	203	1:46:17	21:16	6:51	1:52	27-44-51-61-73-89-91	23-36-42-47-55-64-65
10	 St. Marys Memorial	269	1:57:08	23:26	7:33	9:37	20-24-63-134-160	17-21-49-86-96
11	 Coldwater	300	1:51:34	22:19	7:11	1:00	64-70-78-93-99-130-131	50-54-59-67-70-83-84
12	 Maumee	365	1:56:58	23:24	7:32	1:08	96-100-108-111-112-133-136	69-71-74-75-76-85-87
13	Decatur Belmont	367	2:03:50	24:46	7:59	9:27	54-85-106-139-169	45-61-73-89-99
14	 Bryan	423	2:09:56	26:00	8:22	5:45	114-115-116-147-164	77-78-79-91-98
15	 Bellefontaine	437	2:12:54	26:35	8:34	4:10	121-128-137-155-157-158	80-82-88-93-94-95
16	 Benedictine	471	2:29:34	29:55	9:38	8:47	122-153-161-171-172	81-92-97-100-101
DNP	 Port Clinton		1:25:51	21:28	6:55		16-45-67-105	4 Runners
DNP	 Liberty-Benton		1:32:21	23:06	7:26		39-60-123-127	4 Runners
DNP	 Fostoria		1:09:34	23:12	7:28		30-57-150	3 Runners
DNP	 Eastwood		1:11:38	23:53	7:42		98-109-129	3 Runners
DNP	 Lakeview		40:10	20:05	6:28		18-26	2 Runners

Race 8 - Boys HS Div II Open - 5K

09/11/21 - 11:55am

Team Results

Place	Team	Score	Team Time	Runner Avg	Avg Mile	5 Man Gap	Finish Order	Scoring Order
DNP	 Van Wert		44:17	22:09	7:08		72-80	2 Runners
DNP	 Bethel		57:17	28:39	9:14		148-165	2 Runners
DNP	 Cal. River Valley		18:47	18:47	6:03		5	1 Runner
DNP	 Wauseon		22:07	22:07	7:07		74	1 Runner
DNP	 Swanton		24:53	24:53	8:01		124	1 Runner
DNP	 Vermilion		28:47	28:47	9:16		156	1 Runner
DNP	 Mil. Lake		30:32	30:32	9:50		167	1 Runner

Race 8 - Boys HS Div II Open - 5K

09/11/21 - 11:55am

Individual Results

Place	Name	Grade	Team	Time	Points
1	Jared Sargent	11	Carroll	17:55.3	1
2	Owen Darnell	11	Fair. Park Fairview	18:17.4	2
3	Connor Spellman	10	Bay	18:29.0	3
4	Chris Ruetschle	12	Carroll	18:33.6	4
5	Chase Osborne	11	Cal. River Valley	18:47.0	
6	Roman Gelhar	12	Carroll	18:58.2	5
7	Jude Girtman	10	Carroll	19:00.2	6
8	Benny Wright	10	Bellevue	19:04.8	7
9	Harrison Bohls	11	Napoleon	19:05.9	8
10	Zane Robinson	10	Shelby	19:06.1	9
11	Alex Lovins	10	Bellevue	19:06.3	10
12	Bryce Reis	9	Fair. Park Fairview	19:11.8	11
13	Spencer Grace	10	Bay	19:14.5	12
14	Phillip Hoff	10	Akron SVSM	19:18.4	13
15	Kyle Heilmann	11	Carroll	19:21.9	14
16	Carson Miller	11	Port Clinton	19:32.8	
17	David McLoughlin	11	Carroll	19:43.8	15
18	Josh Hudson	11	Lakeview	19:57.5	
19	Johnny McCarron	9	Akron SVSM	19:58.4	16
20	Marcus McClain	11	St. Marys Memorial	20:00.5	17
21	Benjamin Liechty	10	Napoleon	20:05.0	18
22	Sam Liechty	12	Napoleon	20:08.8	19
23	Josh Skovira	10	Akron SVSM	20:08.9	20
24	Griffin Luebke	11	St. Marys Memorial	20:09.5	21
25	Darian Curry	12	Shelby	20:10.5	22
26	Marcus Grube	10	Lakeview	20:11.7	
27	John Buffington	10	Genoa Area	20:14.3	23
28	Sam Langhals	11	Ottawa-Glandorf	20:19.2	24
29	Zane Eberle	10	Bellevue	20:19.9	25
30	Jayce Ramirez	11	Fostoria	20:20.2	
31	Quinn Yori	9	Akron SVSM	20:26.2	26
32	Jordan Croy	11	Ottawa-Glandorf	20:26.7	27
33	Becket Nash	11	Carroll	20:26.9	28
34	Kai Hary	12	Carroll	20:28.0	
35	Kwaw Yankey	9	Fair. Park Fairview	20:31.8	29
36	Ethan Dean	11	Carroll	20:34.5	
37	Austin Koch	10	Ottawa-Glandorf	20:41.1	30
38	Stephen Murphy	9	Bay	20:43.9	31
39	Evan Makowski	9	Liberty-Benton	20:51.0	

Place	Name	Grade	Team	Time	Points
40	Seth Englehart	10	Akron SVSM	20:54.1	32
41	Alex Birkhold	12	Napoleon	20:55.4	33
42	Matthew Recker	12	Ottawa-Glandorf	20:57.4	34
43	Evan Reed	10	Shelby	20:58.0	35
44	Nate Wise	9	Genoa Area	20:58.7	36
45	Aiden Weber	10	Port Clinton	21:04.8	
46	Hayden Inkrott	9	Ottawa-Glandorf	21:05.5	37
47	Arthur Cain	10	Shelby	21:11.3	38
48	Caiden Head	9	Napoleon	21:12.4	39
49	Noah Robinson	10	Akron SVSM	21:12.5	40
50	Ryan Christ	9	Fair. Park Fairview	21:13.0	41
51	Braden Leshner	9	Genoa Area	21:15.0	42
52	Payton Kidder	10	Akron SVSM	21:15.9	43
53	A.J. Roll	11	Shelby	21:20.1	44
54	Hayden Whittenbarger	9	Decatur Belmont	21:22.8	45
55	Owen Schlueter	9	Akron SVSM	21:28.3	
56	Nathan Smith	11	Akron SVSM	21:33.2	
57	Damian Pittman	10	Fostoria	21:34.8	
58	Lukas Pleiman	10	Carroll	21:35.0	
59	Owen Gerig	12	Bay	21:38.6	46
60	Ian Horenziak	10	Liberty-Benton	21:42.2	
61	Jake Heninger	10	Genoa Area	21:42.6	47
62	Wyatt McKenzie	12	Shelby	21:47.0	48
63	Kayne Kaiser	11	St. Marys Memorial	21:47.3	49
64	Lucas Pohlman	12	Coldwater	21:50.6	50
65	Jeremiah Tuttamore	9	Bellevue	21:50.8	51
66	Brandon Gerding	10	Ottawa-Glandorf	21:54.0	52
67	Quinn Felbinger	10	Port Clinton	21:54.0	
68	Nathan Snizik	12	Carroll	21:57.6	
69	Jared Billheimer	12	Shelby	21:59.4	53
70	Brandon Penno	11	Coldwater	22:02.4	54
71	Connor Kramer	9	Carroll	22:02.8	
72	Josh Hohman	10	Van Wert	22:03.8	
73	Logan Evans	12	Genoa Area	22:06.0	55
74	Joseph Perez	12	Wauseon	22:06.5	
75	Sam Schomaecker	10	Ottawa-Glandorf	22:07.9	56
76	Braden McElwain	9	Bellevue	22:08.7	57
77	Joseph Castro	10	Fair. Park Fairview	22:10.9	58

Race 8 - Boys HS Div II Open - 5K

09/11/21 - 11:55am

Individual Results

Place	Name	Grade	Team	Time	Points
78	Drew Moorman	10	Coldwater	22:12.5	59
79	Ivan Spangler	10	Akron SVSM	22:12.8	
80	Freddy Behm	11	Van Wert	22:13.2	
81	Julian Correa	11	Carroll	22:15.4	
82	Jackson Chapin	9	Akron SVSM	22:16.1	
83	Emerson Young	11	Shelby	22:17.1	
84	Beckham Groll	9	Napoleon	22:19.0	60
85	Cole Sipe	9	Decatur Belmont	22:21.5	61
86	Jack McCulley	9	Napoleon	22:22.0	62
87	Logan Freeman	12	Ottawa-Glandorf	22:25.4	
88	Mason Ruppe	11	Bay	22:27.7	63
89	Nathan Wolff	12	Genoa Area	22:28.7	64
90	Anderson Stasitis	10	Akron SVSM	22:28.8	
91	Aaron Straka	9	Genoa Area	22:30.1	65
92	Andrew Lazowski	12	Bay	22:33.6	66
93	Nico Zahn	10	Coldwater	22:37.9	67
94	Will Riedeman	10	Genoa Area	22:38.7	
95	Aidan Hughes	9	Fair. Park Fairview	22:44.8	68
96	Ian Whetstone	9	Maumee	22:45.0	69
97	Orion Buffington	12	Genoa Area	22:46.2	
98	Justin Dawson	9	Eastwood	22:49.4	
99	Owen Hamberg	10	Coldwater	22:50.5	70
100	Gabe Dario	9	Maumee	22:51.9	71
101	Asher Cooley	9	Bay	22:53.0	72
102	Keegan Sensmeier	9	Shelby	22:54.4	
103	Casey Redden	9	Shelby	23:06.8	
104	Konnor VanTress	10	Carroll	23:09.9	
105	Joe Apple	11	Port Clinton	23:19.0	
106	Cayden Rauch	9	Decatur Belmont	23:26.7	73
107	Brennen Lyons	10	Bay	23:32.6	
108	Charlie Vaughn	9	Maumee	23:39.1	74
109	Elias Bailey	9	Eastwood	23:46.6	
110	Alex Weed	11	Carroll	23:47.1	
111	Alexander Stambaugh	12	Maumee	23:48.6	75
112	David Yabarra	9	Maumee	23:52.6	76
113	Kaiden Parsons	10	Shelby	23:59.8	
114	Wyatt Garza	12	Bryan	24:11.9	77
115	Ethan Moffett	12	Bryan	24:19.2	78

Place	Name	Grade	Team	Time	Points
116	Chase Fackler	12	Bryan	24:31.5	79
117	Robert Gantner	9	Carroll	24:35.2	
118	Louie Studler	9	Carroll	24:36.5	
119	Diego Estrada	9	Genoa Area	24:39.5	
120	Jamison Keiser	9	Shelby	24:42.2	
121	Jake Christen	9	Bellefontaine	24:43.1	80
122	Frederick Bonner	11	Benedictine	24:47.7	81
123	Lenny Rumschlag	9	Liberty-Benton	24:50.5	
124	Joe Mosko	10	Swanton	24:52.1	
125	David Nissen	9	Genoa Area	24:53.0	
126	Christian Martin	9	Carroll	24:54.7	
127	Bryce Hans	9	Liberty-Benton	24:56.7	
128	Zerek Longbrake	9	Bellefontaine	24:58.0	82
129	Josh Beard	11	Eastwood	25:01.6	
130	Russell Moorman	10	Coldwater	25:09.0	83
131	Kolton Gehm	9	Coldwater	25:16.1	84
132	Nathan Taylor	11	Akron SVSM	25:16.6	
133	Mason Jones	11	Maumee	25:21.6	85
134	Luke Hertenstein	10	St. Marys Memorial	25:33.3	86
135	Logan Berger	11	Genoa Area	25:35.3	
136	Kierce Gonzalaz	12	Maumee	25:37.8	87
137	Ryan Alexander	10	Bellefontaine	25:42.6	88
138	Vincent Miller	11	Carroll	25:44.9	
139	Ty Loshe	11	Decatur Belmont	25:49.4	89
140	Cooper Prewitt	9	Carroll	25:50.5	
141	Tommy Orsi	11	Shelby	25:56.2	
142	Zach Homan	10	Coldwater	25:58.5	
143	Carson Doenges	11	Coldwater	26:22.0	
144	Damon Fray	11	Shelby	26:22.8	
145	Ben Tidmore	9	Fair. Park Fairview	26:42.5	90
146	Emmett Buettner	9	Fair. Park Fairview	26:42.7	
147	Dawson Moore	11	Bryan	26:56.1	91
148	Caleb Wrobel	10	Bethel	27:06.0	
149	Rudi Gross	10	Coldwater	27:15.4	
150	Jacob Seagro	12	Fostoria	27:38.3	
151	Lex Cowan	11	Coldwater	27:41.7	
152	Alec Stammen	10	Coldwater	28:01.4	
153	Israel King	11	Benedictine	28:01.8	92
154	Carson Secriskey	10	Shelby	28:05.3	

Race 8 - Boys HS Div II Open - 5K

09/11/21 - 11:55am

Individual Results

Place	Name	Grade	Team	Time	Points
155	Nolan Core	10	Bellefontaine	28:36.9	93
156	William Lengyel	11	Vermilion	28:46.5	
157	Jackson Erickson	11	Bellefontaine	28:52.8	94
158	Xavier Sims	10	Bellefontaine	28:55.0	95
159	Bryce Lind	11	Genoa Area	29:26.0	
160	Jaden Pence	9	St. Marys Memorial	29:36.6	96
161	Donovan Valentine	10	Benedictine	29:40.3	97
162	Ben Miller	11	Akron SVSM	29:41.1	
163	Randall Middleton	9	Carroll	29:43.7	
164	Jacob McVay	12	Bryan	29:56.7	98
165	Gavyn Mullins	11	Bethel	30:10.5	
166	Mason Pierce	10	Fair. Park Fairview	30:19.9	
167	Nick Middleton	10	Mil. Lake	30:31.8	
168	Jay Taylor	9	Akron SVSM	30:42.7	
169	Alex Lee	12	Decatur Bellmont	30:48.9	99
170	Kaden Wheeler	10	Genoa Area	33:00.7	
171	Joshua Perry	10	Benedictine	33:29.3	100
172	Deon Algee	11	Benedictine	33:34.4	101