






















# Tiffin Cross Country Carnival

## Tiffin

### Race 1 - Girls HS Div II-III Open - 5K

09/11/21 - 8:30am
























### Team Results

Place	Team	Score	Team Time	Runner Avg	Avg Mile	5 Man Gap	Finish Order	Scoring Order
1	 Lexington	19	1:52:03	22:25	7:13	0:44	3-7-9-10-11-23-37	1-3-4-5-6-16-24
2	 Bay	74	1:56:18	23:16	7:30	1:07	15-16-22-27-31-35-47	10-11-15-18-20-23-31
3	 Eastwood	110	1:59:32	23:55	7:42	3:04	5-13-40-58-65-75-104	2-8-26-35-39-44-51
4	 Napoleon	115	2:00:17	24:04	7:45	3:28	12-26-33-39-76-140	7-17-21-25-45-65
5	 Carroll	150	2:03:13	24:39	7:56	3:07	14-34-60-67-74-88-102	9-22-36-40-43-46-50
6	 Liberty-Benton	193	2:08:07	25:38	8:15	6:11	17-21-72-115-156	12-14-41-55-71
7	 Hathaway Brown	215	2:10:30	26:06	8:25	6:00	30-46-73-91-169	19-30-42-47-77
8	 Ottawa-Glandorf	225	2:14:02	26:49	8:38	9:19	43-45-48-100-201	27-29-32-49-88
9	 Versailles	236	2:12:04	26:25	8:31	3:23	44-61-114-116-129-139-167	28-37-54-56-61-64-76
10	 Columbus Grove	288	2:19:31	27:55	8:59	6:49	56-57-121-172-187	33-34-58-78-85
11	 Fair. Park Fairview	291	2:19:02	27:49	8:57	7:03	20-109-157-165-175-217	13-52-72-75-79-91
12	 Ottawa Hills	295	2:18:28	27:42	8:55	3:53	64-97-146-152-158-183-188	38-48-66-70-73-81-86
13	 Ft. Loramie	337	2:25:54	29:11	9:24	4:28	112-127-128-184-185	53-59-60-82-83
14	 Coll Western Reserve	344	2:26:23	29:17	9:26	6:05	118-133-150-151-198-206	57-63-68-69-87-89
15	 New Bremen	367	2:28:56	29:48	9:36	3:52	131-148-163-182-186-216	62-67-74-80-84-90
DNP	 Delta		1:37:08	24:17	7:49		1-29-68-126	4 Runners
DNP	 Danbury		1:39:04	24:46	7:59		4-6-85-149	4 Runners
DNP	 Pettisville		1:48:26	27:07	8:44		42-50-89-195	4 Runners
DNP	 Ayersville		1:48:29	27:08	8:44		32-101-103-179	4 Runners
DNP	 Huron		1:50:59	27:45	8:56		41-53-153-194	4 Runners
DNP	 Edgerton		1:51:09	27:48	8:57		106-111-124-159	4 Runners

# Race 1 - Girls HS Div II-III Open - 5K

09/11/21 - 8:30am

## Team Results

Place	Team	Score	Team Time	Runner Avg	Avg Mile	5 Man Gap	Finish Order	Scoring Order
DNP	 Genoa Area		1:56:51	29:13	9:25		83-98-123-211	4 Runners
DNP	 Bellevue		2:08:46	32:12	10:22		130-196-199-204	4 Runners
DNP	 Vermilion		1:19:24	26:28	8:32		62-107-110	3 Runners
DNP	 Shelby		1:22:18	27:26	8:50		77-78-173	3 Runners
DNP	 St. Marys Memorial		1:24:41	28:14	9:06		117-135-160	3 Runners
DNP	 Margaretta		1:28:11	29:24	9:28		28-177-202	3 Runners
DNP	 Clark Montessori		1:28:30	29:30	9:30		113-154-191	3 Runners
DNP	 St. Paul		1:30:57	30:19	9:46		134-168-197	3 Runners
DNP	 Tol. Emmanuel Christian		42:58	21:29	6:55		2-8	2 Runners
DNP	 Patrick Henry		46:55	23:28	7:33		18-36	2 Runners
DNP	 Open Door Christian		50:29	25:15	8:08		19-122	2 Runners
DNP	 Woodmore		54:47	27:24	8:49		66-162	2 Runners
DNP	 Fostoria		58:07	29:04	9:22		136-171	2 Runners
DNP	 Akron SVSM		59:49	29:55	9:38		59-207	2 Runners
DNP	 Liberty Center		1:01:11	30:36	9:51		52-212	2 Runners
DNP	 Old Fort		1:01:50	30:55	9:57		166-190	2 Runners
DNP	 Cal. River Valley		1:05:03	32:32	10:29		180-203	2 Runners
DNP	 Calvert		23:25	23:25	7:33		24	1 Runner
DNP	 New Riegel		23:28	23:28	7:34		25	1 Runner
DNP	 No. Central		25:34	25:34	8:14		69	1 Runner
DNP	NWOCA		30:10	30:10	9:43		174	1 Runner
DNP	 Archbold		31:59	31:59	10:18		189	1 Runner
DNP	 Mil. Lake		34:23	34:23	11:04		205	1 Runner
DNP	 Bethel		35:56	35:56	11:34		210	1 Runner



# Race 1 - Girls HS Div II-III Open - 5K

09/11/21 - 8:30am

## Individual Results

Place	Name	Grade	Team	Time	Points
1	Josilyn Welch	10	Delta	20:03.1	
2	Jenna Ramsey	12	Tol. Emmanuel Christian	20:28.7	
3	Abby Moeglin	10	Lexington	21:54.0	1
4	Emma Redett	9	Danbury	21:56.6	
5	Maggie Ramsey	11	Eastwood	22:14.0	2
6	Maria Maringer	11	Danbury	22:18.9	
7	Jacie Foster	9	Lexington	22:25.3	3
8	Vivian Eckloff	10	Tol. Emmanuel Christian	22:29.3	
9	Micayla Delamater	11	Lexington	22:30.2	4
10	Sarah Thatcher	11	Lexington	22:35.9	5
11	Abby Hooper	12	Lexington	22:37.2	6
12	Zoe Beman	9	Napoleon	22:38.1	7
13	Savanah Stephens	9	Eastwood	22:40.8	8
14	Claire Holcomb	11	Carroll	22:45.1	9
15	Lena Piktel	10	Bay	22:45.8	10
16	Valentyna Trachtova	12	Bay	22:49.3	11
17	Olivia McDaniel	11	Liberty-Benton	22:51.6	12
18	Lani Rosebrook	9	Patrick Henry	22:52.7	
19	Lily Pierre	10	Open Door Christian	22:54.0	
20	Eva Koczur	12	Fair. Park Fairview	23:08.0	13
21	Kenzie Smaltz	12	Liberty-Benton	23:09.2	14
22	Evelyn Ray	11	Bay	23:15.1	15
23	Lily Wolfe	12	Lexington	23:17.9	16
24	Carlie Instone	10	Calvert	23:24.7	
25	Isabelle Wood	12	New Riegel	23:28.0	
26	Killian Pedroza	9	Napoleon	23:28.0	17
27	Lulu Visocky OGrady	11	Bay	23:34.4	18
28	Emily Pullano	12	Margaretta	23:43.9	
29	Lily Hunt	9	Delta	23:51.1	
30	Genevieve Comar	11	Hathaway Brown	23:52.0	19
31	Katherine Erwin	10	Bay	23:52.6	20
32	Kali Sprow	9	Ayersville	23:54.6	
33	Emily Vandenberghe	9	Napoleon	23:56.0	21
34	Adriana Ahrens	10	Carroll	23:56.9	22
35	Anne Weber	9	Bay	23:59.1	23
36	Sophie Guelde	9	Patrick Henry	24:02.1	
37	Lily Patrick	11	Lexington	24:03.2	24
38	Emily Woods	9	Lexington	24:04.2	

Place	Name	Grade	Team	Time	Points
39	Mara Bowser	10	Napoleon	24:08.7	25
40	Jadyn Lubash	11	Eastwood	24:10.4	26
41	Kaitlyn Kurtz	9	Huron	24:11.5	
42	Emily VanDenBerghe	10	Pettisville	24:11.8	
43	Sara Schroeder	10	Ottawa-Glandorf	24:21.4	27
44	Carley Timmerman	11	Versailles	24:22.5	28
45	Morgan Inkrott	11	Ottawa-Glandorf	24:28.5	29
46	Jessie Zhang	9	Hathaway Brown	24:30.9	30
47	Gracie Fitchpatrick	9	Bay	24:40.0	31
48	Avianna Schroeder	12	Ottawa-Glandorf	24:41.2	32
49	Renee Duffy	12	Bay	24:41.3	
50	Leah Roth	9	Pettisville	24:45.0	
51	Keira Jansen	10	Bay	24:46.0	
52	Kylie Diemer	12	Liberty Center	24:48.1	
53	Julia Jones	12	Huron	24:52.5	
54	Emma Duns	10	Bay	24:56.9	
55	Sophia Gledhill	11	Lexington	25:00.6	
56	Jade Siefker	11	Columbus Grove	25:00.6	33
57	Breanne Fuerst	9	Columbus Grove	25:04.8	34
58	Anna Krukemyer	10	Eastwood	25:08.6	35
59	D'Asia Mosley	9	Akron SVSM	25:09.8	
60	Tessa Zimmerman	10	Carroll	25:09.9	36
61	Alyssa Meyer	12	Versailles	25:11.6	37
62	Ava Lyczkowski	10	Vermilion	25:14.7	
63	Amelia Bender	9	Lexington	25:15.0	
64	Zoe McCarthy	11	Ottawa Hills	25:16.0	38
65	Molly Krukemyer	11	Eastwood	25:17.7	39
66	Margaret Bush	11	Woodmore	25:23.1	
67	Anna Murray	11	Carroll	25:29.5	40
68	Jaclyn Kohlhofer	10	Delta	25:31.9	
69	Darbi Stewart	11	No. Central	25:33.1	
70	Campbell Schurig	9	Lexington	25:33.8	
71	Caroline Chilton	9	Bay	25:40.3	
72	Aubrey Lenhart	11	Liberty-Benton	25:41.2	41
73	Jane Hartford	11	Hathaway Brown	25:46.9	42
74	Sydney O'Connor	10	Carroll	25:51.6	43
75	Caitlyn Stiner	9	Eastwood	25:51.7	44
76	Brynn Schnitkey	11	Napoleon	26:05.4	45
77	Ava Heimlich	12	Shelby	26:05.6	

# Race 1 - Girls HS Div II-III Open - 5K

09/11/21 - 8:30am

## Individual Results

Place	Name	Grade	Team	Time	Points
78	Brittany Cundiff	12	Shelby	26:06.3	
79	Rhaica Nogueira	11	Lexington	26:06.6	
80	Grace Kelly	9	Bay	26:06.9	
81	Thalia Wynocker	11	Bay	26:08.3	
82	Lia Overfield	9	Bay	26:10.7	
83	Amanda Crabtree	10	Genoa Area	26:13.4	
84	Abigail Palevich	9	Lexington	26:13.7	
85	Astrid Halblaub	10	Danbury	26:14.1	
86	Iris Prifti	9	Lexington	26:17.2	
87	Dakota Gunnoe	9	Lexington	26:21.0	
88	Madeleine Kramer	10	Carroll	26:21.7	46
89	Kelly Wyse	12	Pettisville	26:22.3	
90	Clara Lang	11	Bay	26:25.0	
91	Julia Bilger	9	Hathaway Brown	26:27.6	47
92	Katherine Burlingame	12	Bay	26:28.1	
93	Brynn Chalmers	12	Bay	26:28.6	
94	Audrey Kirkland	10	Bay	26:29.4	
95	Jillian Holmes	9	Lexington	26:32.9	
96	Rayma Miller	9	Lexington	26:33.7	
97	Anna Frey	12	Ottawa Hills	26:43.9	48
98	Lisa Heninger	10	Genoa Area	26:49.2	
99	Sophie Gadd	10	Bay	26:50.5	
100	Madeline Liebrecht	9	Ottawa-Glandorf	26:50.5	49
101	Tori Klinger	11	Ayersville	26:51.6	
102	Hannah Hall	11	Carroll	26:56.6	50
103	Lily Rankin	9	Ayersville	26:58.2	
104	Corinne Genson	10	Eastwood	26:58.3	51
105	Madeline Smith	10	Bay	26:58.6	
106	Natalie Kellogg	12	Edgerton	27:02.7	
107	Alexa Lyczkowski	10	Vermilion	27:03.3	
108	Kayla Surovi	11	Bay	27:03.7	
109	Kayleigh Crawford	9	Fair. Park Fairview	27:04.5	52
110	Bella Rowell	9	Vermilion	27:06.0	
111	Elissa Bowen	12	Edgerton	27:11.6	
112	Kenleigh Eilerman	9	Ft. Loramie	27:13.6	53
113	Violet Underhill	10	Clark Montessori	27:16.9	
114	Zoe Billenstein	11	Versailles	27:21.2	54
115	Rachel Peterson	9	Liberty-Benton	27:22.3	55
116	Sarah Simons	11	Versailles	27:22.5	56

Place	Name	Grade	Team	Time	Points
117	Kailey Smith	9	St. Marys Memorial	27:22.9	
118	Matisyn Partington	12	Coll Western Reserve	27:24.1	57
119	Cherylann Bembenek	9	Eastwood	27:29.6	
120	Sophia D'Amore	11	Eastwood	27:30.9	
121	Katie Schumacher	9	Columbus Grove	27:31.2	58
122	Anna Kogelman	10	Open Door Christian	27:34.3	
123	Addison Balduf	12	Genoa Area	27:34.6	
124	Alexis Vermillion	11	Edgerton	27:40.9	
125	Natalee Correa	9	Carroll	27:41.3	
126	Sophia Bonfert	10	Delta	27:41.8	
127	Kateri Sherman	10	Ft. Loramie	27:42.1	59
128	Kyleigh Houchin	10	Ft. Loramie	27:45.3	60
129	Abigail Cress	11	Versailles	27:45.5	61
130	Cora Wasserman	10	Bellevue	27:49.1	
131	Taylor Opperman	9	New Bremen	27:50.8	62
132	Alexa Feicks	10	Bay	27:52.6	
133	Lillian White	12	Coll Western Reserve	27:54.4	63
134	Grace Kluding	10	St. Paul	27:57.4	
135	Kennedey Regedanz	11	St. Marys Memorial	28:01.8	
136	Daisy Hughes	10	Fostoria	28:06.0	
137	Carys Ruck	10	Eastwood	28:06.9	
138	Julia Rocco	10	Bay	28:11.8	
139	Lauren Rismiller	11	Versailles	28:12.6	64
140	Stella Fifer	9	Napoleon	28:13.1	65
141	Hallie Jungeberg	9	Lexington	28:16.5	
142	Jade Thornton	9	Eastwood	28:20.0	
143	Elizabeth Carroll	9	Bay	28:25.2	
144	Alyssa Pecina-Owens	9	Eastwood	28:25.6	
145	Wren Cunningham	9	Eastwood	28:25.9	
146	Ava Frey	12	Ottawa Hills	28:26.7	66
147	Kyleigh Currier	12	Lexington	28:29.6	
148	Ava Meyer	9	New Bremen	28:30.2	67
149	Alexis Wunder	12	Danbury	28:34.2	
150	Adele Heck	12	Coll Western Reserve	28:45.2	68
151	Claire Kinney	9	Coll Western Reserve	28:50.9	69
152	Emily Mack	11	Ottawa Hills	28:52.3	70

# Race 1 - Girls HS Div II-III Open - 5K

09/11/21 - 8:30am

## Individual Results

Place	Name	Grade	Team	Time	Points
153	Lilianna Wild	11	Huron	28:56.4	
154	Hope Bowden	9	Clark Montessori	28:56.9	
155	Ella Deibel	10	Bay	29:01.8	
156	Reagan Knapke	10	Liberty-Benton	29:02.2	71
157	Emily Dotson	9	Fair. Park Fairview	29:06.4	72
158	Lea El Sayaad	12	Ottawa Hills	29:09.0	73
159	Chloe Blakely	9	Edgerton	29:12.9	
160	Kara Kleinschmit	10	St. Marys Memorial	29:15.4	
161	Sophie Stalder	11	Bay	29:19.4	
162	Lilly Strong	12	Woodmore	29:23.2	
163	Mikayla Borho	9	New Bremen	29:27.9	74
164	Lily Hanneman	9	Eastwood	29:28.1	
165	Laura Widman	9	Fair. Park Fairview	29:32.0	75
166	Jenna Quinter	12	Old Fort	29:37.3	
167	Emma Meyer	11	Versailles	29:37.7	76
168	Aubrey Penner	11	St. Paul	29:41.9	
169	Alison Gunzler	12	Hathaway Brown	29:51.9	77
170	Mara Batty	9	Versailles	29:52.6	
171	Skyler Beeby	9	Fostoria	30:00.9	
172	Clara McKanna	10	Columbus Grove	30:05.1	78
173	Lillian McClain	9	Shelby	30:05.6	
174	Evelyn Watkins	9	NWOCA	30:09.7	
175	Kaila Orega	9	Fair. Park Fairview	30:10.5	79
176	Madison Mohn	9	Eastwood	30:16.0	
177	Olivia Cattano	9	Margaretta	30:28.7	
178	Lauren Schmidt	12	Carroll	30:42.1	
179	Grace Trevino	9	Ayersville	30:44.5	
180	Lexi Rice	9	Cal. River Valley	31:04.0	
181	Livia Segal	11	Eastwood	31:14.1	
182	Danielle Whitlatch	9	New Bremen	31:24.9	80
183	Katherine Bode	11	Ottawa Hills	31:25.6	81
184	Abby Knasel	9	Ft. Loramie	31:31.5	82
185	Dani Paulus	12	Ft. Loramie	31:40.7	83
186	Norah Lange	11	New Bremen	31:42.1	84
187	Caitlynn Jay	12	Columbus Grove	31:49.0	85
188	Maria Williams	12	Ottawa Hills	31:52.1	86
189	Natalie Seibert	12	Archbold	31:58.7	
190	Trinity Quantience	11	Old Fort	32:12.1	
191	Madz Gerker	9	Clark Montessori	32:15.9	

Place	Name	Grade	Team	Time	Points
192	Caroleigh Moylan	12	Carroll	32:31.5	
193	Hannah Yohannes	9	Carroll	32:43.6	
194	Mia Boldman	11	Huron	32:58.5	
195	Lauren Shumaker	11	Pettisville	33:06.2	
196	Lillian Begley	9	Bellevue	33:13.6	
197	Madilyn Lawson	12	St. Paul	33:16.8	
198	Ruthie Plas	10	Coll Western Reserve	33:28.4	87
199	Maddie Brumbaugh	11	Bellevue	33:29.2	
200	Anne Rosenburg	10	Ottawa Hills	33:31.6	
201	Mallorie Maag	10	Ottawa-Glandorf	33:39.5	88
202	Grace Carter	11	Margaretta	33:57.7	
203	Mary Temple	10	Cal. River Valley	33:58.8	
204	Elaina King	11	Bellevue	34:13.8	
205	Izzy Hosey	11	Mil. Lake	34:22.7	
206	Haley West	10	Coll Western Reserve	34:37.2	89
207	Emma Swanson	10	Akron SVSM	34:38.4	
208	Katelyn Ford	9	Eastwood	34:50.2	
209	Keira Brelo	9	Bay	34:52.2	
210	Keira Mallett	9	Bethel	35:55.6	
211	Lori Heninger	10	Genoa Area	36:13.7	
212	Lily Lubinski	10	Liberty Center	36:22.3	
213	Sydney Ramsey	11	Carroll	37:44.8	
214	Ashley Zimmerman	9	Carroll	37:56.8	
215	Bella Branquinho	9	Carroll	37:56.9	
216	Ella Pape	12	New Bremen	39:46.2	90
217	Tiffany Hadsell	11	Fair. Park Fairview	50:58.2	91