





















Tiffin Cross Country Carnival

Tiffin

Race 3 - Girls HS Div III Varsity - 5K

09/11/21 - 9:35am
















Team Results

Place	Team	Score	Team Time	Runner Avg	Avg Mile	5 Man Gap	Finish Order	Scoring Order
1	 Ft. Loramie	126	1:42:08	20:26	6:35	2:14	3-13-24-41-45-56-100	3-13-24-41-45-56-98
2	 Minster	136	1:43:05	20:37	6:39	1:29	10-19-25-39-43-47	10-19-25-39-43-47
3	 Liberty Center	139	1:42:32	20:31	6:37	2:23	5-6-28-48-52-79-137	5-6-28-48-52-79-133
4	 Patrick Henry	179	1:44:46	20:58	6:45	2:09	12-18-36-53-60-73-90	12-18-36-53-60-73-89
5	 Ash. Crestview	268	1:47:33	21:31	6:56	2:41	23-27-38-67-115-132-191	23-27-38-67-113-129-183
6	 Ottawa Hills	275	1:47:34	21:31	6:56	3:19	9-21-63-75-109-118-146	9-21-63-75-107-116-142
7	 Grandview Hts.	295	1:46:56	21:24	6:53	4:00	4-7-70-104-114	4-7-70-102-112
8	Canterbury	299	1:48:44	21:45	7:00	4:42	17-22-46-50-169	17-22-46-50-164
9	 Huron	300	1:47:37	21:32	6:56	4:41	2-20-72-82-128-129-189	2-20-72-81-125-126-181
10	 Ft. Recovery	307	1:48:56	21:48	7:01	2:33	15-57-62-81-94-99-102	15-57-62-80-93-97-100
11	 Old Fort	352	1:48:43	21:45	7:00	4:24	1-83-85-87-101-170-186	1-82-84-86-99-165-178
12	 Versailles	364	1:50:29	22:06	7:07	2:59	16-61-77-98-116-121-158	16-61-77-96-114-119-154
13	 New Bremen	374	1:51:15	22:15	7:10	0:55	54-58-76-93-95-111-125	54-58-76-92-94-109-122
14	 Woodmore	404	1:51:41	22:21	7:12	5:28	11-29-42-157-175-220	11-29-42-153-169-206
15	 Pettisville	405	1:51:36	22:20	7:12	2:19	31-65-96-108-110-112-120	31-65-95-106-108-110-118
16	 Sher. Fairview	414	1:52:28	22:30	7:15	2:23	44-55-64-123-133-154-167	44-55-64-121-130-150-163
17	 Margaretta	434	1:52:36	22:32	7:15	3:32	30-66-89-106-150-209	30-66-88-104-146-198
18	 Holgate	437	1:52:33	22:31	7:15	3:40	26-49-105-117-148-195	26-49-103-115-144-186
19	 Fairbanks	455	1:54:36	22:56	7:23	7:53	14-32-34-174-221-233-234	14-32-34-168-207-213-214
20	 Columbus Grove	459	1:53:27	22:42	7:19	2:35	40-51-119-126-131-155	40-51-117-123-128-151
21	 Archbold	557	1:56:31	23:19	7:31	2:47	69-88-103-144-164-166-212	69-87-101-140-160-162-200

Race 3 - Girls HS Div III Varsity - 5K

09/11/21 - 9:35am

Team Results

Place	Team	Score	Team Time	Runner Avg	Avg Mile	5 Man Gap	Finish Order	Scoring Order
22	 Fisher Catholic	602	1:58:34	23:43	7:38	6:00	35-86-145-149-207	35-85-141-145-196
23	 East Canton	631	1:59:05	23:49	7:40	6:40	8-113-140-193-203-210-228	8-111-136-184-192-199-211
24	 Fayette	633	1:59:43	23:57	7:43	5:34	37-91-127-199-204-239	37-90-124-189-193-219
25	 Miami Valley School	644	1:59:55	23:59	7:44	3:40	68-84-159-163-187-218-219	68-83-155-159-179-204-205
26	 Bluffton	646	1:59:32	23:55	7:42	4:50	33-139-142-171-181-190-208	33-135-138-166-174-182-197
27	 Edgerton	673	1:59:57	24:00	7:44	2:11	92-141-143-153-161-194-205	91-137-139-149-157-185-194
28	 St. Paul	718	2:02:22	24:29	7:53	3:36	71-138-162-182-188-202-206	71-134-158-175-180-191-195
29	 Con. Crestview	719	2:03:41	24:45	7:58	6:07	78-130-152-160-227-245	78-127-148-156-210-223
30	 Coll Western Reserve	734	2:03:53	24:47	7:59	5:25	59-135-156-200-215-223	59-131-152-190-202-208
31	 Genoa Area	737	2:03:04	24:37	7:56	3:20	74-151-177-178-180-185-244	74-147-171-172-173-177-222
32	 Coldwater	777	2:04:39	24:56	8:02	4:19	107-147-165-173-213-256	105-143-161-167-201-231
33	 Evergreen	944	2:16:42	27:21	8:48	7:38	136-197-198-236-242	132-187-188-216-221
34	 Toledo Christian	989	2:25:26	29:06	9:22	10:11	122-217-229-248-251	120-203-212-226-228
35	 Bethel	1002	2:22:55	28:35	9:12	8:02	176-184-224-240-249-253-255	170-176-209-220-227-229-230
36	 Lordstown	1099	2:32:15	30:27	9:49	2:47	235-237-238-246-247	215-217-218-224-225
DNP	Marion Local		1:41:47	25:27	8:12		134-172-183-211	4 Runners
DNP	Montpelier		1:53:13	28:19	9:07		179-216-230-243	4 Runners
DNP	Cuy. Heights		2:00:43	30:11	9:43		214-231-241-250	4 Runners
DNP	Pymatuning Valley		1:15:27	25:09	8:06		124-192-196	3 Runners
DNP	Bucyrus		1:24:38	28:13	9:05		222-225-226	3 Runners
DNP	Northwood		1:24:54	28:18	9:07		168-201-252	3 Runners
DNP	Maumee Va. C.D.		51:11	25:36	8:15		80-232	2 Runners
DNP	Plymouth		22:42	22:42	7:19		97	1 Runner

Race 3 - Girls HS Div III Varsity - 5K

09/11/21 - 9:35am

Individual Results

Place	Name	Grade	Team	Time	Points
1	Macie Miller	11	Old Fort	18:26.6	1
2	Kennedy Schlessman	12	Huron	18:59.4	2
3	Camille Borchers	9	Ft. Loramie	19:08.6	3
4	Maci Tew	9	Grandview Hts.	19:09.4	4
5	MaKayla Meller	11	Liberty Center	19:19.9	5
6	Gracie Miller	11	Liberty Center	19:22.6	6
7	Maddie Palmisciano	11	Grandview Hts.	19:34.0	7
8	Audrey Wade	11	East Canton	19:44.2	8
9	Joanna Kelley	11	Ottawa Hills	19:44.3	9
10	Taylor Roth	12	Minster	19:47.5	10
11	Olivia Vogelpohl	12	Woodmore	19:51.3	11
12	Emily Gillson	11	Patrick Henry	19:51.4	12
13	Lauren Moore	10	Ft. Loramie	19:52.3	13
14	Rachael Hoover	11	Fairbanks	19:57.8	14
15	Natalie Brunswick	11	Ft. Recovery	20:03.6	15
16	Meredith Barga	11	Versailles	20:13.8	16
17	Anya Ramrakhiani	12	Canterbury	20:15.3	17
18	Mia Amador	9	Patrick Henry	20:18.0	18
19	Annie Hemmelgarn	9	Minster	20:19.4	19
20	Jadyn Towns	11	Huron	20:20.6	20
21	Audrey Nixon	9	Ottawa Hills	20:25.9	21
22	Promyse Williams	10	Canterbury	20:30.5	22
23	Audrey Wolford	9	Ash. Crestview	20:31.5	23
24	Colleen Borchers	11	Ft. Loramie	20:32.9	24
25	Ava Stammen	10	Minster	20:35.8	25
26	Elisabeth Willett	12	Holgate	20:36.8	26
27	Leyna Gerich	10	Ash. Crestview	20:43.2	27
28	Cassie Elieff	12	Liberty Center	20:44.5	28
29	Emma Hammer	11	Woodmore	20:44.6	29
30	Olivia Saylor	11	Margaretta	20:45.3	30
31	Kendall Sears	10	Pettisville	20:45.4	31
32	Elaina Lahmers	12	Fairbanks	20:46.5	32
33	June Essinger	10	Bluffton	20:46.5	33
34	Mara Vicari	9	Fairbanks	20:46.9	34
35	Ruby Hagy	11	Fisher Catholic	20:49.1	35
36	Lexi Holloway	11	Patrick Henry	20:51.3	36
37	Leslie Burrow	11	Fayette	20:53.3	37
38	Alina Durbin	9	Ash. Crestview	21:00.8	38
39	Chaney Cedarleaf	11	Minster	21:06.2	39

Place	Name	Grade	Team	Time	Points
40	Sarah Kamphaus	9	Columbus Grove	21:07.9	40
41	Ava Turner	12	Ft. Loramie	21:11.7	41
42	Jordan Beam	12	Woodmore	21:12.2	42
43	Maria Niekamp	9	Minster	21:16.1	43
44	Cheyenne Zeedyk	10	Sher. Fairview	21:21.9	44
45	Harley Eilerman	10	Ft. Loramie	21:21.9	45
46	Sarah Krabach	10	Canterbury	21:21.9	46
47	Morgan Ketner	11	Minster	21:22.0	47
48	Kristine Minnich	11	Liberty Center	21:22.6	48
49	Hannah Swary	11	Holgate	21:32.5	49
50	Maria Tan	10	Canterbury	21:39.1	50
51	Lily Montgomery	9	Columbus Grove	21:41.1	51
52	Reagan Dulle	12	Liberty Center	21:42.1	52
53	Olivia Rettig	10	Patrick Henry	21:44.7	53
54	Caroline Whitlatch	12	New Bremen	21:44.7	54
55	Kayla Mavis	10	Sher. Fairview	21:47.5	55
56	Ariel Heitkamp	10	Ft. Loramie	21:49.0	56
57	Jenna Hart	11	Ft. Recovery	21:51.5	57
58	Riley Suchland	9	New Bremen	21:54.9	58
59	Frankie Hoover	9	Coll Western Reserve	21:57.8	59
60	Madison Prigge	12	Patrick Henry	21:59.7	60
61	Brooke Bergman	9	Versailles	22:00.1	61
62	Ellie Will	11	Ft. Recovery	22:01.6	62
63	Erin Wilmore	11	Ottawa Hills	22:02.0	63
64	Savanna Singer	11	Sher. Fairview	22:02.0	64
65	Grace Remington	10	Pettisville	22:03.8	65
66	Ariana Hewitt	12	Margaretta	22:05.1	66
67	Georgia McFarland	10	Ash. Crestview	22:05.2	67
68	Katelyn Smittle	10	Miami Valley School	22:05.9	68
69	Kirsten DeLong	10	Archbold	22:06.5	69
70	Eleanor Kukura	11	Grandview Hts.	22:09.3	70
71	Adele Dowdell	10	St. Paul	22:11.4	71
72	Liz Heidl	9	Huron	22:11.4	72
73	Linnea Meyer	9	Patrick Henry	22:14.3	73
74	Molly Coleman	12	Genoa Area	22:15.5	74
75	Freya Klaas	9	Ottawa Hills	22:18.8	75
76	Layla Fullenkamp	9	New Bremen	22:19.5	76
77	Chloe Steinbrunner	9	Versailles	22:20.1	77

Race 3 - Girls HS Div III Varsity - 5K

09/11/21 - 9:35am

Individual Results

Place	Name	Grade	Team	Time	Points
78	Anna Gardner	9	Con. Crestview	22:20.8	78
79	Mallory Stark	12	Liberty Center	22:22.5	79
80	Emily Porter	12	Maumee Va. C.D.	22:22.7	
81	Megan Diller	12	Ft. Recovery	22:23.0	80
82	Allison Blevins	12	Huron	22:25.2	81
83	Hannah Tackett	11	Old Fort	22:26.5	82
84	Ciara Dwyer	9	Miami Valley School	22:26.6	83
85	Cameran Cleveland	12	Old Fort	22:28.7	84
86	Ava Albert	11	Fisher Catholic	22:28.7	85
87	Rayanne Benner	11	Old Fort	22:30.1	86
88	Allie Buehrer	11	Archbold	22:30.2	87
89	Emma LaFollette	12	Margaretta	22:30.4	88
90	Karlie Gubernath	10	Patrick Henry	22:31.1	89
91	Addison Schang	9	Fayette	22:34.7	90
92	Cailyn Brobst	12	Edgerton	22:35.2	91
93	Shaylee Boyle	10	New Bremen	22:36.0	92
94	Anna Roessner	10	Ft. Recovery	22:36.1	93
95	Molly Dues	12	New Bremen	22:39.1	94
96	Madison Remington	10	Pettisville	22:40.3	95
97	Morgan Follett	9	Plymouth	22:41.6	
98	Holly Langenkamp	11	Versailles	22:41.9	96
99	Joelle Kaup	10	Ft. Recovery	22:44.7	97
100	Sarah Thomas	12	Ft. Loramie	22:49.0	98
101	Elizabeth Straub	12	Old Fort	22:50.2	99
102	Caitlin Weitzel	12	Ft. Recovery	22:50.2	100
103	Trinity Lauber	10	Archbold	22:50.4	101
104	Greta Tew	12	Grandview Hts.	22:54.1	102
105	Graysen Jones	9	Holgate	22:54.6	103
106	Macyn Phillips	11	Margaretta	22:58.0	104
107	Izzy Zahn	10	Coldwater	22:58.8	105
108	Sophie Sterken	11	Pettisville	23:02.3	106
109	Anna Ellingson	11	Ottawa Hills	23:02.6	107
110	Renee Hoylman	12	Pettisville	23:03.7	108
111	Lily Rindler	12	New Bremen	23:03.8	109
112	Elise Hoylman	12	Pettisville	23:04.0	110
113	Rayla Clapper	10	East Canton	23:05.2	111
114	Sophia Szabo-Ramsey	10	Grandview Hts.	23:08.6	112
115	Mia Humrichouser	10	Ash. Crestview	23:11.9	113

Place	Name	Grade	Team	Time	Points
116	Paige Holzapfel	10	Versailles	23:12.4	114
117	Ruth Bok	10	Holgate	23:12.4	115
118	Elsa Klaas	9	Ottawa Hills	23:16.3	116
119	Grace Morman	10	Columbus Grove	23:17.7	117
120	Ella Richer	11	Pettisville	23:26.1	118
121	Carly Graves	11	Versailles	23:26.2	119
122	Lizzy Crawford	11	Toledo Christian	23:26.5	120
123	Brooklyn Sims	11	Sher. Fairview	23:31.1	121
124	Rowen Jenkins	11	Pymatuning Valley	23:33.3	
125	Allyson Pape	10	New Bremen	23:36.4	122
126	Lauren Martz	9	Columbus Grove	23:37.1	123
127	Kayla Sliwinski	9	Fayette	23:39.0	124
128	Olivia Kohlmann	9	Huron	23:40.0	125
129	Sydney Hall	10	Huron	23:41.5	126
130	Kristal Scott	12	Con. Crestview	23:42.1	127
131	Jade Roeder	9	Columbus Grove	23:42.6	128
132	Emmie Kemp	9	Ash. Crestview	23:44.2	129
133	Summer Hiler	10	Sher. Fairview	23:44.6	130
134	Josie Bruns	10	Marion Local	23:48.0	
135	Anastin Hoover	11	Coll Western Reserve	23:48.0	131
136	Deanna Hoffman	12	Evergreen	23:49.9	132
137	Jade Seiler	10	Liberty Center	23:53.8	133
138	Isabel Howerton	11	St. Paul	23:56.2	134
139	Grace Conley	9	Bluffton	23:57.5	135
140	Annie Carter	12	East Canton	23:57.7	136
141	Anna Vermillion	11	Edgerton	23:58.9	137
142	Amairi Painter	11	Bluffton	24:05.4	138
143	Kyli Hazelton	9	Edgerton	24:09.0	139
144	Kylie Wanemacher	9	Archbold	24:10.3	140
145	Lillia Funk	12	Fisher Catholic	24:10.5	141
146	Ingrid Harmon	12	Ottawa Hills	24:15.0	142
147	Elise Schwieterman	11	Coldwater	24:15.4	143
148	Hannah Fritz	9	Holgate	24:16.3	144
149	Abigail Crabtree	10	Fisher Catholic	24:16.7	145
150	Gabi Cullen	10	Margaretta	24:16.8	146
151	Josie Lesniewicz	11	Genoa Area	24:23.9	147
152	Kate Sawmiller	10	Con. Crestview	24:25.0	148
153	Ashlee Hug	12	Edgerton	24:27.8	149

Race 3 - Girls HS Div III Varsity - 5K

09/11/21 - 9:35am

Individual Results

Place	Name	Grade	Team	Time	Points
154	Heidi Romero	10	Sher. Fairview	24:28.5	150
155	Abby Stechschulte	11	Columbus Grove	24:32.2	151
156	Rylee Weiser	10	Coll Western Reserve	24:33.4	152
157	Madi Hammer	11	Woodmore	24:33.7	153
158	Keira Rahm	10	Versailles	24:38.7	154
159	Rylee Boyer	10	Miami Valley School	24:43.4	155
160	Baylee Miller	12	Con. Crestview	24:45.7	156
161	Heidi Meyer	10	Edgerton	24:46.1	157
162	Scarlett Ross	9	St. Paul	24:46.4	158
163	Molly Van Kirk-Butler	10	Miami Valley School	24:52.5	159
164	Tessa Nafziger	10	Archbold	24:53.3	160
165	Kate Hemmelgarn	9	Coldwater	24:53.9	161
166	Alison Roehrig	12	Archbold	24:54.1	162
167	Molly McGuire	12	Sher. Fairview	24:54.6	163
168	Miriam Fowler	9	Northwood	24:55.4	
169	Sameera Apuri	11	Canterbury	24:56.8	164
170	Audrey Dymond	11	Old Fort	24:57.7	165
171	Mackay Tuttle	10	Bluffton	25:06.3	166
172	Ellie Heitkamp	10	Marion Local	25:08.8	
173	Allison Hamberg	12	Coldwater	25:12.4	167
174	Elizabeth Philippo	9	Fairbanks	25:14.4	168
175	Kylie Cordy	11	Woodmore	25:19.2	169
176	Eva Fry	11	Bethel	25:20.9	170
177	Raegan Schlatter	10	Genoa Area	25:23.3	171
178	Katelyn Bachmayer	12	Genoa Area	25:25.9	172
179	Aruara Michael	11	Montpelier	25:31.1	
180	Olivia Martin	9	Genoa Area	25:35.3	173
181	Elizabeth Honse	9	Bluffton	25:36.3	174
182	Charlotte Hosack	9	St. Paul	25:39.7	175
183	Lauren Meiring	12	Marion Local	25:39.8	
184	Carmyn Nida	11	Bethel	25:39.8	176
185	Ellie Huss	11	Genoa Area	25:41.4	177
186	Anissia Annon	10	Old Fort	25:42.8	178
187	Claudia Borrell-Bedos	10	Miami Valley School	25:45.7	179
188	Sydney Endsley	12	St. Paul	25:47.4	180
189	Addison Fries	12	Huron	25:49.0	181
190	Kaelin Weissling	11	Bluffton	25:49.1	182
191	Makenzie Spoerr	9	Ash. Crestview	25:49.3	183

Place	Name	Grade	Team	Time	Points
192	Brielle Bogardus	12	Pymatuning Valley	25:52.8	
193	Haley Payne	11	East Canton	25:53.4	184
194	McKenna Warner	12	Edgerton	25:54.1	185
195	Miriam Bower	11	Holgate	25:55.3	186
196	Abby Miller	10	Pymatuning Valley	26:00.8	
197	Ella Hinz	10	Evergreen	26:00.9	187
198	Lyndi Williamson	12	Evergreen	26:05.5	188
199	Maeve Maginn	11	Fayette	26:08.6	189
200	Katie Woodruff	12	Coll Western Reserve	26:10.3	190
201	Caitlin Kozina	11	Northwood	26:18.6	
202	Josalynn Vazquez	12	St. Paul	26:18.9	191
203	Hailey Holestine	9	East Canton	26:23.7	192
204	Hannah Kovar	12	Fayette	26:26.5	193
205	Ava Herman	10	Edgerton	26:27.2	194
206	Isabel Gross	10	St. Paul	26:29.5	195
207	Marie Hampshire	12	Fisher Catholic	26:48.4	196
208	Sadie Tarplee	10	Bluffton	26:51.7	197
209	Jacquelyn Yeckley	9	Margaretta	27:00.0	198
210	Samantha Monter	12	East Canton	27:03.7	199
211	Ally Mescher	11	Marion Local	27:10.0	
212	Eliza Bacik	9	Archbold	27:13.2	200
213	Eve Lisi	9	Coldwater	27:17.8	201
214	Mina Katona	11	Cuy. Heights	27:20.0	
215	Kennedy Latteman	12	Coll Western Reserve	27:22.8	202
216	Shelby Lockwood	10	Montpelier	27:34.8	
217	Katey French	9	Toledo Christian	27:35.5	203
218	Claire Takizawa	12	Miami Valley School	27:37.1	204
219	Kayleigh Cook	12	Miami Valley School	27:38.7	205
220	Lilian Runion	10	Woodmore	27:44.8	206
221	Marissa Wenger	9	Fairbanks	27:50.3	207
222	Lily Pifer	11	Bucyrus	27:51.5	
223	Rachel Pippert	10	Coll Western Reserve	27:58.6	208
224	Kelsie Dallas	10	Bethel	28:07.8	209
225	Leah Sheets	12	Bucyrus	28:20.4	
226	Marissa Middleton	10	Bucyrus	28:25.3	
227	Alexis Flagg	10	Con. Crestview	28:27.0	210
228	Cora Lennington	10	East Canton	28:28.8	211

Race 3 - Girls HS Div III Varsity - 5K

09/11/21 - 9:35am

Individual Results

Place	Name	Grade	Team	Time	Points
229	Ava Hadeed	11	Toledo Christian	28:34.3	212
230	Gabby Stefanelli	12	Montpelier	28:36.9	
231	Lauren Kattler	11	Cuy. Heights	28:41.8	
232	Karen Chen	11	Maumee Va. C.D.	28:48.0	
233	Meredith Reinhard	9	Fairbanks	28:51.3	213
234	Kayden Fields	11	Fairbanks	28:56.4	214
235	Madison Kihm	12	Lordstown	29:16.0	215
236	Olivia Weirich	9	Evergreen	29:17.7	216
237	Gabby Neiswanger	10	Lordstown	29:22.7	217
238	Emma Urcheck	12	Lordstown	29:40.9	218
239	Erika Fetterman	10	Fayette	30:20.0	219
240	Abby Murlin	11	Bethel	30:23.6	220
241	Georgia Kattler	11	Cuy. Heights	31:16.3	
242	Adrienne Dilley	9	Evergreen	31:27.8	221
243	Shayla Serrano	10	Montpelier	31:29.7	
244	Amanda Jones	9	Genoa Area	31:30.4	222
245	Lily Burtch	11	Con. Crestview	31:36.4	223
246	Mariah Morse	9	Lordstown	31:52.5	224
247	Trista Smith	12	Lordstown	32:02.8	225
248	Olivia Wilson	11	Toledo Christian	32:12.3	226
249	Madeline Moore	9	Bethel	33:22.5	227
250	Noelle Revay	10	Cuy. Heights	33:24.0	
251	Lucy Filipiak	10	Toledo Christian	33:37.1	228
252	Jocelyn Huber	10	Northwood	33:39.4	
253	Jewell Tyler	11	Bethel	35:16.6	229
254	Shivani Kori	10	Miami Valley School	36:23.9	
255	Aleiah Fry	9	Bethel	37:20.4	230
256	Nora Wehrkamp	9	Coldwater	39:46.1	231