






Milford XC Invitational

Milford

Race 5 - Boys Open - 5000m

Team Results

| Place | Team | Score | Team Time | Runner Avg | Avg Mile | 5 Man Gap | Finish Order | Scoring Order |
|-------|--|-------|-----------|------------|----------|-----------|---------------------------|----------------------|
| 1 |  Walnut Hills | 63 | 1:35:24 | 19:05 | 6:09 | 0:31 | 5-8-10-17-23-25-56 | 5-8-10-17-23-25-52 |
| 2 |  St. Xavier | 76 | 1:35:42 | 19:09 | 6:10 | 0:42 | 4-11-16-19-26-29-30 | 4-11-16-19-26-29-30 |
| 3 |  Moeller | 87 | 1:35:29 | 19:06 | 6:09 | 1:19 | 2-6-15-27-40-55-70 | 2-6-15-27-37-51-60 |
| 4 |  Lak. East | 132 | 1:36:01 | 19:13 | 6:11 | 1:54 | 1-13-22-51-53-72-76 | 1-13-22-47-49-61-63 |
| 5 |  Milford | 142 | 1:37:13 | 19:27 | 6:16 | 0:53 | 7-18-34-43-48-57-59 | 7-18-33-40-44-53-54 |
| 6 |  Mason | 149 | 1:37:21 | 19:29 | 6:16 | 0:47 | 9-20-41-42-47-49-54 | 9-20-38-39-43-45-50 |
| 7 |  Turpin | 149 | 1:37:28 | 19:30 | 6:17 | 0:54 | 14-21-24-31-69-99-113 | 14-21-24-31-59-67-70 |
| 8 |  Oak Hills | 154 | 1:37:38 | 19:32 | 6:18 | 0:38 | 12-32-36-37-45-80-96 | 12-32-34-35-41-64-66 |
| 9 |  Fairmont | 247 | 1:39:07 | 19:50 | 6:23 | 0:11 | 46-50-52-60-63-107-173 | 42-46-48-55-56-68-78 |
| 10 |  Anderson | 310 | 1:43:30 | 20:42 | 6:40 | 2:50 | 28-65-123-134-200-203-223 | 28-57-71-74-80-82-85 |
| 11 |  Reading | 331 | 1:51:28 | 22:18 | 7:11 | 7:33 | 3-124-126-254-266-273 | 3-72-73-90-93-94 |
| 12 |  LaSalle | 345 | 1:44:33 | 20:55 | 6:44 | 1:42 | 67-95-108-166-167-201-240 | 58-65-69-76-77-81-88 |
| 13 |  Monroe | 349 | 1:49:55 | 21:59 | 7:05 | 5:01 | 39-73-155-239-250-259 | 36-62-75-87-89-91 |
| 14 |  Colerain | 424 | 1:56:21 | 23:17 | 7:30 | 3:37 | 175-206-216-236-261-274 | 79-83-84-86-92-95 |
| DNP | St. Xavier B | | 23:18 | 23:18 | 7:30 | | 228 | 1 Runner |

Race 5 - Boys Open - 5000m

Individual Results

| Place | Name | Grade | Team | Time | Points |
|-------|--------------------|-------|--------------|---------|--------|
| 1 | Tyler Linam | 12 | Lak. East | 17:54.9 | 1 |
| 2 | Jake Karulf | 11 | Moeller | 18:20.0 | 2 |
| 3 | Blake Wickemeier | 11 | Reading | 18:35.8 | 3 |
| 4 | Eric Houchens | 11 | St. Xavier | 18:45.7 | 4 |
| 5 | Cole Reed | 10 | Walnut Hills | 18:52.7 | 5 |
| 6 | Michael Roncallo | 12 | Moeller | 18:53.8 | 6 |
| 7 | William Laslo-Haer | 10 | Milford | 18:54.0 | 7 |
| 8 | Grayden Dunn | 12 | Walnut Hills | 18:57.0 | 8 |
| 9 | Rayan Khan | 10 | Mason | 18:58.6 | 9 |
| 10 | Sarthak Dighe | 12 | Walnut Hills | 18:59.6 | 10 |
| 11 | Matthew Olszewski | 12 | St. Xavier | 19:02.7 | 11 |
| 12 | Tyler Raussen | 11 | Oak Hills | 19:05.9 | 12 |
| 13 | Jacob Rolfert | 12 | Lak. East | 19:06.6 | 13 |
| 14 | Dean Keller | 10 | Turpin | 19:07.4 | 14 |
| 15 | Nick Monaco | 12 | Moeller | 19:08.6 | 15 |
| 16 | Liam Fox | 9 | St. Xavier | 19:09.5 | 16 |
| 17 | Julyan Grimaitre | 10 | Walnut Hills | 19:10.9 | 17 |
| 18 | Gideon List | 9 | Milford | 19:14.2 | 18 |
| 19 | Max Reder | 9 | St. Xavier | 19:16.3 | 19 |
| 20 | Yosef Jaber | 11 | Mason | 19:17.0 | 20 |
| 21 | Alec Carter | 9 | Turpin | 19:21.1 | 21 |
| 22 | Zach Flora | 9 | Lak. East | 19:21.9 | 22 |
| 23 | Theodore Underhill | 12 | Walnut Hills | 19:23.5 | 23 |
| 24 | Carter Wojcik | 9 | Turpin | 19:24.9 | 24 |
| 25 | Evan Myers | 10 | Walnut Hills | 19:27.0 | 25 |
| 26 | Sam DeVlyder | 10 | St. Xavier | 19:27.3 | 26 |
| 27 | Leo Tierney | 9 | Moeller | 19:27.6 | 27 |
| 28 | Eli Upchurch | 9 | Anderson | 19:27.9 | 28 |
| 29 | Luke Kleeman | 11 | St. Xavier | 19:28.9 | 29 |
| 30 | Jack Zestermann | 12 | St. Xavier | 19:30.6 | 30 |
| 31 | Hunter Kinney | 11 | Turpin | 19:32.5 | 31 |
| 32 | Josh Dew | 12 | Oak Hills | 19:34.5 | 32 |
| 33 | Sean Koth | 10 | St. Xavier | 19:34.8 | |
| 34 | Jason Denbow | 11 | Milford | 19:35.2 | 33 |
| 35 | Jake Molas | 9 | St. Xavier | 19:35.9 | |
| 36 | Brennan Werner | 11 | Oak Hills | 19:36.2 | 34 |
| 37 | Colin Klaserner | 9 | Oak Hills | 19:37.5 | 35 |
| 38 | Gabe Castellini | 10 | St. Xavier | 19:38.1 | |
| 39 | Jorge Cruz | 12 | Monroe | 19:38.3 | 36 |

| Place | Name | Grade | Team | Time | Points |
|-------|-------------------|-------|--------------|---------|--------|
| 40 | Jacob Scott | 10 | Moeller | 19:38.4 | 37 |
| 41 | Yazen Odeh | 10 | Mason | 19:38.5 | 38 |
| 42 | Luke Young | 9 | Mason | 19:41.3 | 39 |
| 43 | Troy Landers | 12 | Milford | 19:42.6 | 40 |
| 44 | Andrew Messerle | 12 | St. Xavier | 19:43.2 | |
| 45 | Daniel Lade | 10 | Oak Hills | 19:43.8 | 41 |
| 46 | Andrew Zimmerman | 10 | Fairmont | 19:44.4 | 42 |
| 47 | Alex Mickelson | 9 | Mason | 19:44.7 | 43 |
| 48 | Bryson Heller | 10 | Milford | 19:46.2 | 44 |
| 49 | Wyatt Cooper | 9 | Mason | 19:47.1 | 45 |
| 50 | Aidan McFarren | 11 | Fairmont | 19:47.5 | 46 |
| 51 | Elijah Grissom | 9 | Lak. East | 19:48.2 | 47 |
| 52 | Connor Luke | 10 | Fairmont | 19:48.3 | 48 |
| 53 | Aidan Mahaffey | 12 | Lak. East | 19:48.9 | 49 |
| 54 | Jackson Moellers | 9 | Mason | 19:49.1 | 50 |
| 55 | Cullen Hais | 9 | Moeller | 19:49.6 | 51 |
| 56 | Paul Knueven | 12 | Walnut Hills | 19:49.8 | 52 |
| 57 | Conner O'Hearn | 10 | Milford | 19:50.4 | 53 |
| 58 | Blaze Scalfaro | 10 | Mason | 19:52.0 | |
| 59 | Mitch Ruppert | 12 | Milford | 19:52.2 | 54 |
| 60 | Grady McMeekin | 9 | Fairmont | 19:52.2 | 55 |
| 61 | Nick Kroger | 10 | St. Xavier | 19:52.3 | |
| 62 | Andrew Haddad | 11 | St. Xavier | 19:54.4 | |
| 63 | Matthew Powell | 11 | Fairmont | 19:54.6 | 56 |
| 64 | Phillip Zhan | 9 | Mason | 19:56.9 | |
| 65 | Benjamin Hartong | 10 | Anderson | 19:57.6 | 57 |
| 66 | Patrick Cavanaugh | 9 | St. Xavier | 19:57.7 | |
| 67 | Joseph Sherwood | 10 | LaSalle | 20:01.0 | 58 |
| 68 | Moazzam Nafees | 12 | Mason | 20:01.1 | |
| 69 | Charles Clark | 10 | Turpin | 20:01.4 | 59 |
| 70 | Colin Evans | 11 | Moeller | 20:03.1 | 60 |
| 71 | Sai Dasu | 10 | Mason | 20:04.4 | |
| 72 | Kristian Varbanov | 9 | Lak. East | 20:04.5 | 61 |
| 73 | Isaiah Brown | 10 | Monroe | 20:04.8 | 62 |
| 74 | Jacob Brannock | 11 | St. Xavier | 20:08.3 | |
| 75 | Adam Keegan | 10 | Walnut Hills | 20:09.1 | |
| 76 | Blake Tunney | 9 | Lak. East | 20:09.5 | 63 |
| 77 | Evan Jones | 10 | Milford | 20:10.9 | |
| 78 | Zachary Stimler | 12 | Mason | 20:11.1 | |

Race 5 - Boys Open - 5000m

Individual Results

| Place | Name | Grade | Team | Time | Points |
|-------|---------------------|-------|--------------|---------|--------|
| 79 | Max Stewart | 10 | St. Xavier | 20:12.6 | |
| 80 | August Foland | 9 | Oak Hills | 20:16.0 | 64 |
| 81 | Matthew Kanya | 11 | Lak. East | 20:16.7 | |
| 82 | Ethan Haaga | 9 | Mason | 20:18.9 | |
| 83 | Nolan Connors | 10 | Mason | 20:19.7 | |
| 84 | Aidan Ethier | 12 | Lak. East | 20:20.0 | |
| 85 | Joe Mansour | 9 | St. Xavier | 20:21.0 | |
| 86 | Henry Meyer | 12 | Moeller | 20:21.6 | |
| 87 | Luke Jump | 10 | Walnut Hills | 20:22.1 | |
| 88 | Edmund Gimbart | 10 | Walnut Hills | 20:24.4 | |
| 89 | Jake Allen | 9 | Moeller | 20:25.1 | |
| 90 | Nicholas Aiello | 10 | Walnut Hills | 20:26.3 | |
| 91 | Oliver Carter | 10 | Walnut Hills | 20:27.0 | |
| 92 | Brady Bowden | 12 | St. Xavier | 20:28.1 | |
| 93 | Keegan Hantak | 9 | Moeller | 20:29.6 | |
| 94 | Benton Clark | 9 | Walnut Hills | 20:29.9 | |
| 95 | Aiden Scheibenzuber | 9 | LaSalle | 20:30.8 | 65 |
| 96 | Garrett Henebry | 11 | Oak Hills | 20:31.2 | 66 |
| 97 | Caden Elrod | 10 | Walnut Hills | 20:31.8 | |
| 98 | Zach Sukovaty | 9 | St. Xavier | 20:33.7 | |
| 99 | Jackson Galus | 10 | Turpin | 20:34.0 | 67 |
| 100 | Lakeland Spaeth | 10 | Walnut Hills | 20:34.6 | |
| 101 | Nick Hartings | 10 | St. Xavier | 20:34.7 | |
| 102 | Harry Jackson | 10 | Walnut Hills | 20:34.8 | |
| 103 | Derek Niehaus | 11 | Lak. East | 20:34.8 | |
| 104 | Luke Zielinski | 9 | Moeller | 20:34.8 | |
| 105 | Michael Park | 9 | St. Xavier | 20:35.2 | |
| 106 | Jackson Olszewski | 9 | St. Xavier | 20:35.5 | |
| 107 | Anh Ngo | 12 | Fairmont | 20:36.5 | 68 |
| 108 | Jeremy Lynch | 12 | LaSalle | 20:36.9 | 69 |
| 109 | Andrew Little | 11 | Mason | 20:40.3 | |
| 110 | Noah Schlaudecker | 10 | Walnut Hills | 20:41.0 | |
| 111 | Caleb Pfammatter | 10 | St. Xavier | 20:41.6 | |
| 112 | Noah Weidner | 9 | St. Xavier | 20:42.1 | |
| 113 | Benjamin Schneider | 11 | Turpin | 20:42.4 | 70 |
| 114 | Brenden Krieder | 9 | St. Xavier | 20:42.7 | |
| 115 | Noah Wesley | 11 | Walnut Hills | 20:42.9 | |
| 116 | Andrew Molinsky | 12 | St. Xavier | 20:43.2 | |
| 117 | Vincent Goedde | 10 | St. Xavier | 20:44.8 | |

| Place | Name | Grade | Team | Time | Points |
|-------|----------------------|-------|--------------|---------|--------|
| 118 | Charlie Sicking | 10 | St. Xavier | 20:44.9 | |
| 119 | Nate Moore | 12 | Mason | 20:45.4 | |
| 120 | Nathan Johannesmeyer | 10 | St. Xavier | 20:46.1 | |
| 121 | Shreyas Rao | 11 | Mason | 20:48.1 | |
| 122 | Luke Huggins | 10 | Lak. East | 20:48.4 | |
| 123 | Charlie Cox | 9 | Anderson | 20:49.1 | 71 |
| 124 | Eli Davis | 9 | Reading | 20:49.6 | 72 |
| 125 | Alex Weisgerber | 12 | Moeller | 20:51.3 | |
| 126 | Chris Powers | 11 | Reading | 20:52.1 | 73 |
| 127 | Cory Trovillo | 11 | St. Xavier | 20:52.7 | |
| 128 | Caleb Bailey | 11 | Turpin | 20:53.3 | |
| 129 | Ian Shang | 9 | Mason | 20:54.4 | |
| 130 | Murphy Kulik | 9 | St. Xavier | 20:55.0 | |
| 131 | Liam Kreitzer | 10 | Mason | 20:56.2 | |
| 132 | John McPeek | 9 | St. Xavier | 20:56.4 | |
| 133 | Collin McCafferty | 9 | St. Xavier | 20:57.1 | |
| 134 | Michael Standage | 11 | Anderson | 20:57.9 | 74 |
| 135 | Ian Kittrell | 10 | Milford | 20:58.7 | |
| 136 | Aiden Dattilo | 9 | Oak Hills | 20:59.3 | |
| 137 | Bryce Korb | 9 | Oak Hills | 21:00.7 | |
| 138 | Brady Neller | 11 | Oak Hills | 21:01.2 | |
| 139 | Richard Greenan | 9 | Mason | 21:01.3 | |
| 140 | Denny Haley | 9 | St. Xavier | 21:05.7 | |
| 141 | David Phalen | 10 | Walnut Hills | 21:07.3 | |
| 142 | Kyle Borgemenke | 9 | Moeller | 21:09.7 | |
| 143 | Patrick Eminger | 9 | Milford | 21:10.1 | |
| 144 | Will Wittekind | 9 | St. Xavier | 21:10.6 | |
| 145 | Henry Hauck | 9 | Mason | 21:11.2 | |
| 146 | Paul Daumeyer | 12 | St. Xavier | 21:13.9 | |
| 147 | Parker Trippel | 11 | Oak Hills | 21:16.6 | |
| 148 | Gavin McCracken | 10 | Walnut Hills | 21:16.9 | |
| 149 | Jake Dougherty | 10 | St. Xavier | 21:20.2 | |
| 150 | Ryan Sullivan | 9 | St. Xavier | 21:21.5 | |
| 151 | Matthew Perrin | 9 | Milford | 21:21.6 | |
| 152 | Vincent Mackey | 11 | Milford | 21:26.0 | |
| 153 | Oliver Zhang | 9 | Mason | 21:26.7 | |
| 154 | William Rehmel | 10 | Turpin | 21:28.0 | |
| 155 | Dillon Crawford | 9 | Monroe | 21:31.7 | 75 |

Race 5 - Boys Open - 5000m

Individual Results

| Place | Name | Grade | Team | Time | Points |
|-------|------------------------|-------|--------------|---------|--------|
| 156 | Nik Helmes | 10 | Oak Hills | 21:32.1 | |
| 157 | Trey Johnson | 9 | St. Xavier | 21:33.0 | |
| 158 | Steven Steele | 9 | Mason | 21:34.7 | |
| 159 | Austen Bailey | 9 | Turpin | 21:36.5 | |
| 160 | Hank Hinkley | 9 | St. Xavier | 21:36.7 | |
| 161 | Austin Rich | 9 | Milford | 21:37.3 | |
| 162 | Thomas Miller | 12 | Moeller | 21:38.2 | |
| 163 | Anish Mutyala | 9 | Mason | 21:38.4 | |
| 164 | Christopher Winstanley | -- | Mason | 21:38.6 | |
| 165 | Nathan Shay | 9 | Milford | 21:39.7 | |
| 166 | Isaiah Roman | 12 | LaSalle | 21:40.9 | 76 |
| 167 | Brady Gervers | 10 | LaSalle | 21:42.8 | 77 |
| 168 | Holden Yuskewich | 9 | Milford | 21:43.3 | |
| 169 | Gavin Amshoff | 11 | Mason | 21:44.4 | |
| 170 | Aaron Randall | 10 | Turpin | 21:45.6 | |
| 171 | Jacob Means | 9 | Moeller | 21:46.0 | |
| 172 | Bryce Edenfield | 10 | Oak Hills | 21:46.2 | |
| 173 | Justin Martin | 10 | Fairmont | 21:47.2 | 78 |
| 174 | Emett Rose | 9 | Mason | 21:48.3 | |
| 175 | Dylan Fout | 10 | Colerain | 21:48.5 | 79 |
| 176 | Lucas Arter | 9 | St. Xavier | 21:49.6 | |
| 177 | Jack Rentrop | 12 | Moeller | 21:50.4 | |
| 178 | Raphael Paris-Ebdon | 12 | Mason | 21:50.6 | |
| 179 | Logan Remotigue | 10 | Walnut Hills | 21:52.1 | |
| 180 | Garrett Keller | 10 | Moeller | 21:52.3 | |
| 181 | Dominic Schemmel | 10 | Walnut Hills | 21:52.8 | |
| 182 | Jack Otten | 10 | Fairmont | 21:53.7 | |
| 183 | Xavier Gray | 9 | Walnut Hills | 21:54.4 | |
| 184 | Drew Rongo | 10 | St. Xavier | 21:55.3 | |
| 185 | Austin Landers | 9 | Turpin | 21:56.9 | |
| 186 | Aditya Bhosale | 11 | Mason | 21:57.6 | |
| 187 | Rocky Krishnan | 9 | Walnut Hills | 22:00.7 | |
| 188 | Andrew Cheng | 9 | Mason | 22:03.3 | |
| 189 | Jayden Ernest | 10 | Fairmont | 22:04.9 | |
| 190 | Bradley Curtiss | 12 | Mason | 22:05.7 | |
| 191 | Pratyush Pandey | 10 | Mason | 22:07.6 | |
| 192 | Colby Levine | 11 | Mason | 22:07.8 | |
| 193 | Goutham Dabas | 10 | Mason | 22:08.6 | |

| Place | Name | Grade | Team | Time | Points |
|-------|--------------------|-------|--------------|---------|--------|
| 194 | Andrew Hicks | 12 | Fairmont | 22:09.7 | |
| 195 | Liam King | 11 | St. Xavier | 22:10.6 | |
| 196 | Steven Bryant | 9 | Oak Hills | 22:12.1 | |
| 197 | Ben Lammers | 12 | Fairmont | 22:12.9 | |
| 198 | John Ryan | 9 | Moeller | 22:13.2 | |
| 199 | Aarav Singhal | 9 | Mason | 22:16.7 | |
| 200 | Henry Warnick | 9 | Anderson | 22:17.3 | 80 |
| 201 | Owen Strickler | 11 | LaSalle | 22:19.5 | 81 |
| 202 | Zach Evans | 9 | Moeller | 22:21.3 | |
| 203 | Brendan Flugstad | 11 | Anderson | 22:21.8 | 82 |
| 204 | Ethan Clements | 9 | Fairmont | 22:29.1 | |
| 205 | Abraham Hagood | 10 | Walnut Hills | 22:30.3 | |
| 206 | Kenneth Marley | 9 | Colerain | 22:30.9 | 83 |
| 207 | Gabriel Drasiewski | 9 | St. Xavier | 22:31.6 | |
| 208 | Ben Pachin | 9 | Fairmont | 22:31.8 | |
| 209 | David Musolino | 10 | St. Xavier | 22:33.3 | |
| 210 | Max Milbourn | 10 | Moeller | 22:41.5 | |
| 211 | Forest Heis | 12 | Turpin | 22:47.4 | |
| 212 | Andrew Grandstaff | 10 | Moeller | 22:47.6 | |
| 213 | Craig Dwyer | 10 | St. Xavier | 22:48.3 | |
| 214 | Doug Hullinger | 10 | Fairmont | 22:48.3 | |
| 215 | Jack Lehman | 9 | Fairmont | 22:48.4 | |
| 216 | Allias Harman | 9 | Colerain | 22:51.4 | 84 |
| 217 | Ethan Goehring | 9 | Turpin | 22:57.8 | |
| 218 | William Holthaus | 12 | Lak. East | 22:58.4 | |
| 219 | Aidan Ward | 10 | Walnut Hills | 22:59.4 | |
| 220 | Benjamin Sheffer | 9 | Turpin | 23:00.6 | |
| 221 | Noah Towne | 9 | Turpin | 23:01.1 | |
| 222 | Jeremy Muglia | 11 | Mason | 23:01.7 | |
| 223 | Charlie Lantz | 9 | Anderson | 23:03.3 | 85 |
| 224 | Hank Teiken | 9 | St. Xavier | 23:06.8 | |
| 225 | Bryce Colpo | 9 | St. Xavier | 23:10.9 | |
| 226 | Noah Edwards | 10 | St. Xavier | 23:14.5 | |
| 227 | Benjamin Tackett | 12 | Turpin | 23:15.9 | |
| 228 | Noah Ketron | 9 | St. Xavier B | 23:17.2 | |
| 229 | Matthew Hoelscher | 10 | Lak. East | 23:19.6 | |
| 230 | Brendan Lamb | 10 | Fairmont | 23:27.8 | |
| 231 | Evan Brown | 10 | St. Xavier | 23:30.5 | |
| 232 | Ryder Nicholson | 9 | Anderson | 23:34.9 | |

Race 5 - Boys Open - 5000m

Individual Results

| Place | Name | Grade | Team | Time | Points |
|-------|------------------------|-------|--------------|---------|--------|
| 233 | Lewis Cooney | 10 | Walnut Hills | 23:36.4 | |
| 234 | Karl Alan | 10 | Walnut Hills | 23:38.2 | |
| 235 | Arvin Ezzati | 9 | Milford | 23:41.2 | |
| 236 | Joe Benson | 11 | Colerain | 23:44.2 | 86 |
| 237 | Seth Luebke | 11 | Walnut Hills | 23:56.0 | |
| 238 | Caleb Horner | 9 | Anderson | 23:57.5 | |
| 239 | Joshua Peoples | 11 | Monroe | 24:00.7 | 87 |
| 240 | Joseph Davis | 9 | LaSalle | 24:02.5 | 88 |
| 241 | Finn Riordan | 9 | Walnut Hills | 24:04.3 | |
| 242 | Daniel Turnbow | 12 | Moeller | 24:06.2 | |
| 243 | Joshua Naizghi | 9 | St. Xavier | 24:12.0 | |
| 244 | Oliver Blum | 10 | Turpin | 24:13.8 | |
| 245 | Tim Craft | 11 | St. Xavier | 24:15.2 | |
| 246 | Andrew Koenig | 12 | Mason | 24:20.8 | |
| 247 | Parker Willig | 10 | Moeller | 24:27.5 | |
| 248 | Jack Robbins | 9 | St. Xavier | 24:30.2 | |
| 249 | Jaden Fiscus | 10 | Turpin | 24:35.1 | |
| 250 | Jaden Dominguez | 9 | Monroe | 24:39.2 | 89 |
| 251 | Liam Cooney | 9 | Walnut Hills | 24:52.7 | |
| 252 | Gavin Gilreath | 9 | St. Xavier | 24:58.3 | |
| 253 | Andrew Elrod | 9 | Turpin | 25:01.9 | |
| 254 | David Escobedo-Arreola | 10 | Reading | 25:02.3 | 90 |
| 255 | Evan Konys | 9 | Moeller | 25:07.8 | |
| 256 | John Glassmeyer | 9 | LaSalle | 25:09.3 | |
| 257 | Aiden Stevens | 9 | Walnut Hills | 25:10.1 | |
| 258 | Bowen Cape | 10 | LaSalle | 25:13.2 | |
| 259 | Jake Saplis | 9 | Monroe | 25:16.3 | 91 |
| 260 | Theo Wilson | 9 | Oak Hills | 25:17.6 | |
| 261 | Max Gregory | 9 | Colerain | 25:25.4 | 92 |
| 262 | Quentin Galeano | 12 | Mason | 25:26.0 | |
| 263 | Parker Dreier | 12 | Walnut Hills | 25:29.5 | |
| 264 | Alex Kroger | 11 | Oak Hills | 25:30.0 | |
| 265 | Ryan Foley | 9 | St. Xavier | 25:57.1 | |
| 266 | Andrew Weinrich | 12 | Reading | 26:08.1 | 93 |
| 267 | William Holt | 10 | Moeller | 26:10.6 | |
| 268 | Nick Wilking | 10 | St. Xavier | 26:16.9 | |
| 269 | Muntadher Hazaa | 12 | Fairmont | 26:30.9 | |
| 270 | Hudson Arnberg | 9 | Moeller | 26:59.5 | |

| Place | Name | Grade | Team | Time | Points |
|-------|----------------|-------|----------|---------|--------|
| 271 | Max Herzog | 9 | Moeller | 27:00.7 | |
| 272 | Neev Kumar | 9 | Moeller | 29:19.9 | |
| 273 | RJ McCormick | 9 | Reading | 29:22.4 | 94 |
| 274 | Jake Hounshell | 9 | Colerain | 30:10.6 | 95 |
| 275 | Roman White | 10 | LaSalle | 30:10.9 | |
| 276 | Ari Singh | 9 | Fairmont | 34:53.1 | |