














Centerville HS Night Lights

Centerville

Race 4 - HS Boys Open II - 5K

10/1/2022 - 6:40 pm




Team Results

Place	Team	Score	Team Time	Runner Avg	Avg Mile	5 Man Gap	Finish Order	Scoring Order
1	 Loveland	55	1:33:06	18:38	6:00	0:53	3-8-11-14-19-22-25	3-8-11-14-19-22-25
2	 West Liberty-Salem	84	1:33:27	18:42	6:01	1:43	1-2-4-34-46-217	1-2-4-33-44-146
3	 Turpin	124	1:35:42	19:09	6:10	1:06	9-16-27-30-45-52-58	9-16-27-29-43-50-56
4	Sylvania Northview	130	1:36:00	19:12	6:11	0:51	12-20-26-36-38-61-94	12-20-26-35-37-59-87
5	Oldham County	161	1:36:45	19:21	6:14	1:07	15-18-32-40-60-74-90	15-18-31-39-58-69-84
6	 Carroll	180	1:36:46	19:22	6:14	1:28	7-10-49-57-63-85-97	7-10-47-55-61-79-89
7	 Lancaster	206	1:37:54	19:35	6:19	0:49	23-24-54-55-56-65-68	23-24-52-53-54-62-64
8	 Unioto	207	1:37:37	19:32	6:18	2:25	6-21-41-48-107-143	6-21-40-46-94-115
9	 Mount Gilead	236	1:38:23	19:41	6:20	1:11	17-31-62-66-70-81-98	17-30-60-63-66-76-90
10	Villa Madonna	237	1:38:21	19:41	6:20	1:31	13-28-53-73-83-84-109	13-28-51-68-77-78-96
11	Highlands	253	1:39:07	19:50	6:23	0:41	35-39-44-71-77-103-146	34-38-42-67-72-91-116
12	Conner	266	1:39:25	19:53	6:24	0:42	37-42-51-69-80-86-108	36-41-49-65-75-80-95
13	St. Henry District	284	1:39:00	19:48	6:23	2:06	5-33-79-91-96-118-120	5-32-74-85-88-101-103
14	 Russia	426	1:43:52	20:47	6:42	2:44	50-59-104-112-182	48-57-92-98-131
15	North Oldham	471	1:44:47	20:58	6:45	2:14	47-78-141-151-163-226-245	45-73-114-117-122-149-153
16	 Badin	481	1:44:30	20:54	6:44	1:41	75-93-117-121-160-174-177	70-86-100-104-121-126-129
17	 Day, Christian	494	1:44:30	20:54	6:44	0:54	89-105-114-126-133-193-204	83-93-99-108-111-138-141
18	 Talawanda	543	1:47:08	21:26	6:54	2:29	76-119-131-168-190-209-218	71-102-110-124-136-143-147
19	 Fairfield	553	1:46:27	21:18	6:52	0:40	124-125-128-135-156-175-188	106-107-109-112-119-127-134
20	Male	582	1:48:36	21:44	7:00	1:38	111-122-154-179-183-200-214	97-105-118-130-132-140-145
21	 LaSalle	600	1:52:20	22:28	7:14	4:31	87-88-197-219-229-231-259	81-82-139-148-150-152-155

Race 4 - HS Boys Open II - 5K

10/1/2022 - 6:40 pm

Team Results

Place	Team	Score	Team Time	Runner Avg	Avg Mile	5 Man Gap	Finish Order	Scoring Order
22	 Harrison	614	1:49:53	21:59	7:05	1:13	140-157-165-170-186-205-211	113-120-123-125-133-142-144
23	Campbell County	705	2:03:10	24:38	7:56	8:12	176-189-192-230-254	128-135-137-151-154
DNP	 Monroe		1:13:24	24:28	7:53		216-228-232	3 Runners
DNP	 Franklin		47:20	23:40	7:38		138-239	2 Runners

Race 4 - HS Boys Open II - 5K

10/1/2022 - 6:40 pm

Individual Results

Place	Name	Grade	Team	Time	Points
1	Taryn Bradley	9	West Liberty-Salem	17:58.1	1
2	Ryan Henry	11	West Liberty-Salem	17:59.4	2
3	Brennan Kosht	9	Loveland	18:03.0	3
4	Caleb Larson	9	West Liberty-Salem	18:18.1	4
5	Colin Glasgow	8	St. Henry District	18:24.0	5
6	Zack Ooten	11	Unioto	18:24.0	6
7	Kyle Heilmann	11	Carroll	18:30.1	7
8	Tyler Schwinn	9	Loveland	18:34.0	8
9	Connor Black	12	Turpin	18:35.0	9
10	David McLoughlin	11	Carroll	18:38.2	10
11	Evan Colegate	9	Loveland	18:42.9	11
12	Conner Galloway	11	Sylvania Northview	18:45.0	12
13	Alex Chadwick	9	Villa Madonna	18:47.8	13
14	Sam Oughterson	11	Loveland	18:49.7	14
15	Isaiah Logsdon	11	Oldham County	18:50.2	15
16	Carter Wojcik	9	Turpin	18:51.1	16
17	Luke Fraizer	11	Mount Gilead	18:54.2	17
18	Nolan Hurley	9	Oldham County	18:54.5	18
19	Garrett Craig	10	Loveland	18:55.6	19
20	Mason Caryer	10	Sylvania Northview	18:57.5	20
21	Jaxon Smith	10	Unioto	19:02.2	21
22	Gavin Joyner	9	Loveland	19:03.9	22
23	Jordan Finn	12	Lancaster	19:05.9	23
24	Joe Strigle	10	Lancaster	19:06.1	24
25	Blake Caldwell	11	Loveland	19:07.5	25
26	Gavin Mack	11	Sylvania Northview	19:08.7	26
27	Alec Carter	9	Turpin	19:12.0	27
28	Jacob Thornberry	11	Villa Madonna	19:14.0	28
29	Dylan Brown	12	Loveland	19:18.4	
30	William Rehmel	10	Turpin	19:23.3	29
31	Collin Gabriel	11	Mount Gilead	19:25.6	30
32	Hudson Blakemore	9	Oldham County	19:26.4	31
33	Luke Tobler	10	St. Henry District	19:27.7	32
34	Mason Barger	11	West Liberty-Salem	19:30.1	33
35	Charlie Herfel	9	Highlands	19:32.6	34
36	Alec Holman	9	Sylvania Northview	19:33.4	35
37	Phenix Bryant	10	Conner	19:35.1	36
38	Aidan Kessler	12	Sylvania Northview	19:35.2	37
39	Sam Ruschman	9	Highlands	19:36.1	38

Place	Name	Grade	Team	Time	Points
40	Andrew Fischer	12	Oldham County	19:36.7	39
41	Jaden Hines	9	Unioto	19:37.5	40
42	Evan Pieper	10	Conner	19:38.6	41
43	Logan Shiverski	9	Loveland	19:38.8	
44	Henry Thompson	9	Highlands	19:39.0	42
45	Bodhi Hale	9	Turpin	19:40.4	43
46	Chandler McCafferty	12	West Liberty-Salem	19:40.6	44
47	Austin Childers	9	North Oldham	19:41.1	45
48	Caleb Caplinger	9	Unioto	19:44.1	46
49	Ethan Dean	11	Carroll	19:45.0	47
50	Cooper Unverferth	9	Russia	19:47.0	48
51	Mason Carter	10	Conner	19:50.4	49
52	Charles Clark	10	Turpin	19:50.4	50
53	Ethan Barker	10	Villa Madonna	19:51.2	51
54	Xavier Fahrer	12	Lancaster	19:52.6	52
55	Noah Chanthanhothirat	11	Lancaster	19:54.4	53
56	Talan Carter	9	Lancaster	19:54.6	54
57	Becket Nash	11	Carroll	19:54.7	55
58	Jackson Galus	10	Turpin	19:55.4	56
59	Jordan Drees	10	Russia	19:55.7	57
60	Chris Zirkle	10	Oldham County	19:56.7	58
61	Vincent Jolliff	11	Sylvania Northview	19:56.8	59
62	Gage Baker	9	Mount Gilead	19:57.0	60
63	Lukas Pleiman	10	Carroll	19:57.5	61
64	Austen Bailey	9	Turpin	19:59.9	
65	Matthew Whalen	12	Lancaster	20:00.2	62
66	Abram Newson	9	Mount Gilead	20:00.5	63
67	Knox Sarver	12	Loveland	20:01.0	
68	Dorian Lott	9	Lancaster	20:01.2	64
69	Charlie Edmondson	10	Conner	20:04.2	65
70	Wyatt Mowry	11	Mount Gilead	20:05.0	66
71	Siddhartha Jani	9	Highlands	20:05.4	67
72	Brennon Dennison	9	Lancaster	20:07.9	
73	Adam Hassoun	11	Villa Madonna	20:09.7	68
74	Ben Starke	9	Oldham County	20:10.0	69
75	Rudy Joesting	11	Badin	20:10.5	70
76	John Larson	9	Talawanda	20:12.1	71
77	Gabriel Talbot	9	Highlands	20:13.1	72

Race 4 - HS Boys Open II - 5K

10/1/2022 - 6:40 pm

Individual Results

Place	Name	Grade	Team	Time	Points
78	Micah Steineker	12	North Oldham	20:13.7	73
79	Harry Barsan	12	St. Henry District	20:14.0	74
80	Sven Caple	10	Conner	20:16.2	75
81	Ryan Swalley	10	Mount Gilead	20:16.7	76
82	Harrison Little	9	Loveland	20:17.6	
83	Andres Reyes	10	Villa Madonna	20:17.9	77
84	Liam Collins	12	Villa Madonna	20:19.1	78
85	Nathan Snizik	12	Carroll	20:19.2	79
86	William Higgins	10	Conner	20:20.1	80
87	Brady Gervers	10	LaSalle	20:21.3	81
88	Vincent Foote	10	LaSalle	20:22.2	82
89	Garman Isaac	11	Day. Christian	20:23.9	83
90	David Dowling	11	Oldham County	20:23.9	84
91	Nathan Francis	10	St. Henry District	20:24.6	85
92	Michael Piposar	9	Loveland	20:27.0	
93	Evan Grammel	10	Badin	20:27.1	86
94	Jack Kessler	9	Sylvania Northview	20:27.2	87
95	Joe Linnean	10	Oldham County	20:28.0	
96	Thomas Crawford	9	St. Henry District	20:29.3	88
97	Kai Hary	12	Carroll	20:30.5	89
98	Samuel Baer	12	Mount Gilead	20:33.5	90
99	James Leckie	12	Oldham County	20:36.9	
100	Evan Aulls	9	Sylvania Northview	20:37.2	
101	Jonas Roush	9	Lancaster	20:39.1	
102	Finn Tripp	10	Lancaster	20:39.4	
103	Ben Gallagher	9	Highlands	20:41.4	91
104	Landon Monnin	10	Russia	20:43.3	92
105	Jonas Clemens	9	Day. Christian	20:43.6	93
106	Carter Watt	10	Loveland	20:48.5	
107	Alex Castillo	9	Unioto	20:48.7	94
108	Jacob Leiprecht	9	Conner	20:50.9	95
109	Alex Carroll	12	Villa Madonna	20:51.1	96
110	Connor Gumm	11	Villa Madonna	20:53.5	
111	Joshua Bridges	12	Male	20:54.4	97
112	Anthony Caldwell	9	Russia	20:54.7	98
113	Dylan Schwinn	12	Loveland	20:55.3	
114	John Spracklin	10	Day. Christian	20:56.0	99
115	Rory Shinkle	9	Conner	20:56.3	
116	Neil Dalvi	11	Sylvania Northview	20:59.1	

Place	Name	Grade	Team	Time	Points
117	Conner Hootman	12	Badin	20:59.4	100
118	Ben Dunham	10	St. Henry District	20:59.6	101
119	Jake Barkhuizen	9	Talawanda	20:59.9	102
120	Jonah Tally	10	St. Henry District	21:00.1	103
121	Drew Hootman	12	Badin	21:01.6	104
122	Caleb Sells	11	Male	21:04.9	105
123	Jack Linnenmann	9	St. Henry District	21:05.1	
124	Jeffrey Sharpshair	10	Fairfield	21:05.6	106
125	Anthony Gehrlich-Orr	11	Fairfield	21:06.5	107
126	Caleb Hendricks	9	Day. Christian	21:08.7	108
127	Landon Spoon	11	Mount Gilead	21:09.4	
128	Conner Snyder	10	Fairfield	21:11.8	109
129	Richard Louth	11	Loveland	21:12.4	
130	Gavin MacKenzie	9	Oldham County	21:13.4	
131	Jonah Femiani	11	Talawanda	21:15.1	110
132	Josh Burnaugh	10	Mount Gilead	21:16.3	
133	Curtis Ngidari	11	Day. Christian	21:17.7	111
134	Connor Burns	9	Loveland	21:17.8	
135	Eli Parsell	10	Fairfield	21:18.1	112
136	Max Beard	9	Sylvania Northview	21:18.1	
137	Evan Parhad	9	St. Henry District	21:20.0	
138	Caleb Osborn	9	Franklin	21:20.3	
139	Andrew Nichols	12	Villa Madonna	21:21.5	
140	Asher Gibson	12	Harrison	21:22.8	113
141	Juan Pablo Martinez Sedano	9	North Oldham	21:23.1	114
142	Forest Heis	12	Turpin	21:24.2	
143	Jacob Specht	9	Unioto	21:24.8	115
144	Landon Sweeney	9	St. Henry District	21:25.4	
145	Brooks Dumke	12	Oldham County	21:25.5	
146	Ben Pfetzer	9	Highlands	21:26.3	116
147	Nolan Hershner	9	Mount Gilead	21:28.0	
148	Julian Correa	11	Carroll	21:28.0	
149	Issac Stricker	10	Villa Madonna	21:29.7	
150	Austin Landers	9	Turpin	21:30.7	
151	Kaelan Key	9	North Oldham	21:34.2	117
152	Connor Kramer	9	Carroll	21:37.3	
153	Adam Pawlak	12	Highlands	21:41.0	
154	William Mullarkey	11	Male	21:41.8	118

Race 4 - HS Boys Open II - 5K

10/1/2022 - 6:40 pm

Individual Results

Place	Name	Grade	Team	Time	Points
155	Andrew Elrod	9	Turpin	21:44.3	
156	Nick Ramos	10	Fairfield	21:45.0	119
157	Griffin Samuels	9	Harrison	21:48.3	120
158	Cole Adams	9	Conner	21:48.8	
159	Benjamin Sheffer	9	Turpin	21:49.2	
160	Gavin Isaacs	11	Badin	21:51.0	121
161	Caden Caldwell	9	Loveland	21:51.7	
162	Luke Zumbiel	9	Villa Madonna	21:53.4	
163	Conlan Bobay	11	North Oldham	21:54.3	122
164	Daven Drury	9	Oldham County	21:55.8	
165	Matthew Schallick	10	Harrison	21:58.6	123
166	Konnor VanTress	10	Carroll	21:59.4	
167	Noah Towne	9	Turpin	21:59.9	
168	Braylen Diec	9	Talawanda	22:00.2	124
169	Jonas Dartnall	9	Loveland	22:04.7	
170	Nick Schallick	10	Harrison	22:07.3	125
171	Benjamin Fix	10	Oldham County	22:08.7	
172	Abram Kees	9	Highlands	22:10.4	
173	Jack Howard	11	St. Henry District	22:19.2	
174	Quinn Tavares	10	Badin	22:19.9	126
175	Jackson Lakes	12	Fairfield	22:20.2	127
176	Wesley Stanley	9	Campbell County	22:21.1	128
177	Noah Salek	11	Badin	22:22.9	129
178	Catcher Frye	9	Conner	22:23.1	
179	Daniel Christerson	11	Male	22:23.2	130
180	Cam Schwedler	11	Oldham County	22:25.0	
181	Wilford Chamberlain	9	Conner	22:29.0	
182	Charles Stueve	9	Russia	22:30.8	131
183	Maddox Durrett	10	Male	22:31.7	132
184	Gavin Keller	10	Mount Gilead	22:31.9	
185	Benjamin Tackett	12	Turpin	22:31.9	
186	Matthew Finley	9	Harrison	22:35.7	133
187	Gavin Bain	9	St. Henry District	22:36.5	
188	Carter Sanford	10	Fairfield	22:37.7	134
189	Abe Zengel	9	Campbell County	22:37.9	135
190	Anthony Greene	12	Talawanda	22:40.4	136
191	Tyler Jordan	10	Loveland	22:41.2	
192	Alfredo Alvarez	11	Campbell County	22:44.2	137
193	Cody Clements	10	Day. Christian	22:46.6	138

Place	Name	Grade	Team	Time	Points
194	Henry Wolterman	10	Badin	22:49.2	
195	Jared Welte	9	Fairfield	22:49.5	
196	Jaden Fiscus	10	Turpin	22:53.3	
197	Owen Strickler	11	LaSalle	22:58.4	139
198	Johnathan Simkas	9	St. Henry District	23:05.0	
199	Michael Eger	10	Oldham County	23:05.8	
200	Nathan Doss	9	Male	23:09.8	140
201	Andrew Wyckoff	9	Conner	23:09.9	
202	Alexander Weed	11	Carroll	23:11.5	
203	Evan Strong	10	Badin	23:13.7	
204	Aaron Davey	9	Day. Christian	23:16.1	141
205	Ridge Owens	9	Harrison	23:16.3	142
206	Zachary Ramos	12	Fairfield	23:18.1	
207	Trinton MCCARTY	9	Mount Gilead	23:22.2	
208	Noah Stumbo	11	Villa Madonna	23:24.8	
209	Charles Murray	12	Talawanda	23:25.6	143
210	Jaxon Garrett	9	Carroll	23:29.1	
211	Logan Dreyer	11	Harrison	23:29.1	144
212	Louie Studler	9	Carroll	23:33.9	
213	Alex Taylor	9	Villa Madonna	23:33.9	
214	Landon Grant	11	Male	23:34.9	145
215	Conner Pietrowski	9	Conner	23:35.4	
216	Joshua Peoples	11	Monroe	23:37.1	
217	Maxwell McCombs	11	West Liberty-Salem	23:37.4	146
218	Evan Messner	11	Talawanda	23:40.4	147
219	Joseph Davis	9	LaSalle	23:45.0	148
220	Christian Martin	9	Carroll	23:49.5	
221	Bob Gantner	9	Carroll	23:53.7	
222	Tanner Hartman	10	Fairfield	24:02.0	
223	Aiden Gardner	12	Fairfield	24:10.2	
224	Vincent Alquizola	12	Villa Madonna	24:33.9	
225	Landry Hammons	9	Conner	24:34.7	
226	Atri Parsons	12	North Oldham	24:44.3	149
227	Jayce Keith	9	Oldham County	24:44.6	
228	Jake Saplis	9	Monroe	24:48.2	
229	Bowen Cape	10	LaSalle	24:52.3	150
230	Max Goetz	9	Campbell County	24:53.2	151
231	John Glassmeyer	9	LaSalle	24:55.4	152
232	Jaden Dominguez	9	Monroe	24:57.8	

Race 4 - HS Boys Open II - 5K

10/1/2022 - 6:40 pm

Individual Results

Place	Name	Grade	Team	Time	Points
233	Jack Fagerland	10	Loveland	25:01.7	
234	Thomas Harper	10	Talawanda	25:20.8	
235	Shr-Shiang Moore	12	Talawanda	25:28.4	
236	Noah Femiani	12	Talawanda	25:28.7	
237	Brady Bucheit	10	Badin	25:37.1	
238	Carson Mowery	10	Mount Gilead	25:38.5	
239	Max Patrick	12	Franklin	25:59.5	
240	Anay Sehgal	12	St. Henry District	26:00.5	
241	Elijah Thompson	10	Fairfield	26:19.3	
242	Ned Leckie	9	Oldham County	26:19.3	
243	Joey Herrmann	11	Fairfield	26:42.8	
244	Timothy Scholz	10	Badin	26:46.1	
245	Adam Yarka	9	North Oldham	26:55.9	153
246	Riley Welsh	9	Oldham County	27:16.8	
247	Brady Lee	11	Fairfield	27:30.4	
248	Aengus Gillespie	11	Fairfield	28:42.2	
249	Derrick Trimble	10	Lancaster	28:54.8	
250	Reilly Salm	9	Carroll	29:34.4	
251	Randall Middleton	9	Carroll	29:34.6	
252	David Le	9	Carroll	29:46.2	
253	Sam Regensburger	11	St. Henry District	29:50.3	
254	Miles Bankemper	9	Campbell County	30:32.8	154
255	Nick Weed	9	Carroll	30:48.5	
256	Brad Sharpshair	10	Fairfield	31:20.2	
257	Bryce Thornton	11	Oldham County	31:33.6	
258	Xavier Mansfield	9	Male	31:59.2	
259	Alexander Chau	11	LaSalle	32:02.2	155
260	Thomas Delverne	10	Fairfield	32:47.3	