
















# Centerville HS Night Lights

## Centerville

### Race 3 - HS Girls Open II - 5K

10/1/2022 - 6:00 pm



### Team Results

| Place | Team  | Score | Team Time | Runner Avg | Avg Mile | 5 Man Gap | Finish Order                | Scoring Order            |
|-------|---|-------|-----------|------------|----------|-----------|-----------------------------|--------------------------|
| 1     |  Cin. St. Ursula Acad. | 36    | 1:48:58   | 21:48      | 7:01     | 0:27      | 5-6-7-8-10-13-15            | 5-6-7-8-10-13-15         |
| 2     |  Loveland              | 50    | 1:50:03   | 22:01      | 7:06     | 1:11      | 2-3-11-16-18-24-45          | 2-3-11-16-18-23-44       |
| 3     |  Walnut Hills          | 108   | 1:53:22   | 22:41      | 7:18     | 3:18      | 1-12-25-30-43-57-62         | 1-12-24-29-42-53-58      |
| 4     |  West Liberty-Salem    | 112   | 1:54:28   | 22:54      | 7:23     | 1:56      | 9-14-27-28-37-49-81         | 9-14-26-27-36-48-70      |
| 5     | Oldham County   | 117   | 1:54:43   | 22:57      | 7:24     | 2:20      | 4-19-22-33-41-44-50         | 4-19-22-32-40-43-49      |
| 6     |  Minster               | 142   | 1:56:13   | 23:15      | 7:29     | 1:33      | 17-20-21-38-48              | 17-20-21-37-47           |
| 7     | Beechwood   | 203   | 1:59:37   | 23:56      | 7:42     | 2:06      | 29-31-34-35-95-103-121      | 28-30-33-34-78-83-92     |
| 8     |  Hil. Davidson       | 233   | 2:00:31   | 24:07      | 7:46     | 1:05      | 32-40-46-61-66-69-74        | 31-39-45-57-61-62-66     |
| 9     | Notre Dame  | 292   | 2:02:52   | 24:35      | 7:55     | 1:15      | 42-58-60-72-90-101-102      | 41-54-56-64-77-81-82     |
| 10    |  Ft. Loramie         | 295   | 2:02:49   | 24:34      | 7:55     | 1:32      | 36-47-73-87-88-112-133      | 35-46-65-74-75-89-97     |
| 11    |  St. Henry           | 300   | 2:03:31   | 24:43      | 7:58     | 3:34      | 26-39-70-89-134             | 25-38-63-76-98           |
| 12    | St. Henry District  | 347   | 2:04:59   | 25:00      | 8:03     | 0:57      | 63-77-79-85-97-130-151      | 59-68-69-72-79-95-105    |
| 13    | Sylvania Northview  | 347   | 2:05:42   | 25:09      | 8:06     | 1:54      | 53-54-83-105-117-145-166    | 50-51-71-84-91-103-112   |
| 14    |  Little Miami        | 379   | 2:07:09   | 25:26      | 8:12     | 2:29      | 59-75-86-106-137-144        | 55-67-73-85-99-102       |
| 15    |  Fairfield           | 471   | 2:13:18   | 26:40      | 8:35     | 2:32      | 108-109-111-142-160-165-184 | 86-87-88-101-109-111-119 |
| 16    |  Colerain            | 494   | 2:18:17   | 27:40      | 8:55     | 4:50      | 64-126-162-170-172-196      | 60-93-110-115-116-122    |
| 17    | Highlands   | 504   | 2:25:30   | 29:06      | 9:22     | 9:00      | 55-131-180-182-192          | 52-96-117-118-121        |
| 18    |  West Clermont       | 505   | 2:17:35   | 27:31      | 8:52     | 3:16      | 99-128-149-167-168-186      | 80-94-104-113-114-120    |
| 19    |  Monroe              | 511   | 2:17:12   | 27:27      | 8:50     | 2:09      | 114-138-152-155-159         | 90-100-106-107-108       |
| DNP   |  Talawanda           |       | 1:54:01   | 28:31      | 9:11     |           | 78-96-116-197               | 4 Runners                |
| DNP   |  Lancaster           |       | 1:56:25   | 29:07      | 9:23     |           | 136-156-173-187             | 4 Runners                |

# Race 3 - HS Girls Open II - 5K

10/1/2022 - 6:00 pm

## Team Results

| Place | Team  | Score | Team Time | Runner Avg | Avg Mile | 5 Man Gap | Finish Order | Scoring Order |
|-------|---|-------|-----------|------------|----------|-----------|--------------|---------------|
| DNP   | Campbell County   |       | 1:31:09   | 30:23      | 9:47     |           | 153-183-189  | 3 Runners     |
| DNP   |  Russia      |       | 50:36     | 25:18      | 8:09     |           | 93-94        | 2 Runners     |
| DNP   |  Waynesville |       | 24:17     | 24:17      | 7:49     |           | 52           | 1 Runner      |

# Race 3 - HS Girls Open II - 5K

10/1/2022 - 6:00 pm

## Individual Results

| Place | Name                  | Grade | Team                  | Time    | Points |
|-------|-----------------------|-------|-----------------------|---------|--------|
| 1     | Charlotte Hendrickson | 10    | Walnut Hills          | 20:42.5 | 1      |
| 2     | Mackenzie Liu         | 10    | Loveland              | 21:26.1 | 2      |
| 3     | Reagan Dell           | 11    | Loveland              | 21:27.2 | 3      |
| 4     | Sylvie Williams       | 9     | Oldham County         | 21:36.9 | 4      |
| 5     | Lauren Brunswick      | 11    | Cin. St. Ursula Acad. | 21:37.1 | 5      |
| 6     | Dana Zimmer           | 11    | Cin. St. Ursula Acad. | 21:43.0 | 6      |
| 7     | Sophie Lawler         | 10    | Cin. St. Ursula Acad. | 21:44.4 | 7      |
| 8     | Maria Klare           | 11    | Cin. St. Ursula Acad. | 21:49.4 | 8      |
| 9     | Teagan Boyd           | 10    | West Liberty-Salem    | 21:50.9 | 9      |
| 10    | Sophia Garver         | 12    | Cin. St. Ursula Acad. | 22:03.2 | 10     |
| 11    | Sophia Choi           | 10    | Loveland              | 22:05.3 | 11     |
| 12    | Maeve Mohler          | 9     | Walnut Hills          | 22:05.7 | 12     |
| 13    | Anna Garver           | 10    | Cin. St. Ursula Acad. | 22:07.5 | 13     |
| 14    | Mallory Bostick       | 11    | West Liberty-Salem    | 22:24.2 | 14     |
| 15    | Cecelia Fermann       | 11    | Cin. St. Ursula Acad. | 22:24.5 | 15     |
| 16    | Ava Westfall          | 12    | Loveland              | 22:27.9 | 16     |
| 17    | Elizabeth Trzaska     | 10    | Minster               | 22:32.1 | 17     |
| 18    | Ally Carpenter        | 11    | Loveland              | 22:36.3 | 18     |
| 19    | Gianna Falciola       | 9     | Oldham County         | 22:40.1 | 19     |
| 20    | Gabi Pelletier        | 2     | Minster               | 22:54.1 | 20     |
| 21    | Lexi Hanson           | 10    | Minster               | 22:55.4 | 21     |
| 22    | Maia Cooper           | 9     | Oldham County         | 22:56.3 | 22     |
| 23    | Emilee Servaites      | 12    | Cin. St. Ursula Acad. | 23:01.2 |        |
| 24    | Emmalise Haney        | 9     | Loveland              | 23:03.5 | 23     |
| 25    | Maya Sundararajan     | 12    | Walnut Hills          | 23:06.9 | 24     |
| 26    | Katelyn Holdheide     | 10    | St. Henry             | 23:08.7 | 25     |
| 27    | Mylee Dooley          | 9     | West Liberty-Salem    | 23:09.8 | 26     |
| 28    | Lily Smith            | 11    | West Liberty-Salem    | 23:15.8 | 27     |
| 29    | Maggie Greiner        | 10    | Beechwood             | 23:23.7 | 28     |
| 30    | Parker Beidleman      | 12    | Walnut Hills          | 23:26.7 | 29     |
| 31    | Gwyn Orzali           | 9     | Beechwood             | 23:29.2 | 30     |
| 32    | Sophia Mathews        | 12    | Hil. Davidson         | 23:30.5 | 31     |
| 33    | Ava Breeding          | 10    | Oldham County         | 23:33.0 | 32     |
| 34    | Grace Sizemore        | 11    | Beechwood             | 23:35.9 | 33     |
| 35    | Naomi Howard          | 10    | Beechwood             | 23:38.2 | 34     |
| 36    | Chelsea Gasson        | 10    | Ft. Loramie           | 23:39.6 | 35     |
| 37    | Geneva Estep          | 9     | West Liberty-Salem    | 23:46.3 | 36     |
| 38    | Mallory Pfeil         | 10    | Minster               | 23:46.3 | 37     |

| Place | Name               | Grade | Team               | Time    | Points |
|-------|--------------------|-------|--------------------|---------|--------|
| 39    | Claire Moeller     | 10    | St. Henry          | 23:47.4 | 38     |
| 40    | Leah Alsko         | 10    | Hil. Davidson      | 23:48.2 | 39     |
| 41    | Charlotte Marcum   | 10    | Oldham County      | 23:56.0 | 40     |
| 42    | Ashley Neltner     | 10    | Notre Dame         | 23:57.8 | 41     |
| 43    | Nishta Murugan     | 12    | Walnut Hills       | 23:59.8 | 42     |
| 44    | Emberly Neal       | 9     | Oldham County      | 23:59.9 | 43     |
| 45    | Macy Steiner       | 9     | Loveland           | 24:01.8 | 44     |
| 46    | Jonette Escobar    | 9     | Hil. Davidson      | 24:03.5 | 45     |
| 47    | Rachel Gehret      | 11    | Ft. Loramie        | 24:04.0 | 46     |
| 48    | Riley Billing      | 11    | Minster            | 24:05.1 | 47     |
| 49    | Anna Knox          | 10    | West Liberty-Salem | 24:05.9 | 48     |
| 50    | Eyla Rhodes        | 9     | Oldham County      | 24:08.5 | 49     |
| 51    | Josie Cooper       | 10    | Loveland           | 24:15.4 |        |
| 52    | Adelynn Harrison   | 10    | Waynesville        | 24:16.2 |        |
| 53    | Carmela Dowell     | 12    | Sylvania Northview | 24:17.9 | 50     |
| 54    | Sierra Quick       | 12    | Sylvania Northview | 24:23.6 | 51     |
| 55    | Avery Nieporte     | 9     | Highlands          | 24:25.1 | 52     |
| 56    | Natalie Wright     | 10    | Oldham County      | 24:25.5 |        |
| 57    | Anette Beidleman   | 9     | Walnut Hills       | 24:27.2 | 53     |
| 58    | Hannan Dusing      | 10    | Notre Dame         | 24:27.5 | 54     |
| 59    | Edie Loffer        | 10    | Little Miami       | 24:28.8 | 55     |
| 60    | Zoe Rassati        | 11    | Notre Dame         | 24:30.6 | 56     |
| 61    | Constance Okonkwo  | 10    | Hil. Davidson      | 24:32.9 | 57     |
| 62    | Sidney Verkamp     | 9     | Walnut Hills       | 24:34.1 | 58     |
| 63    | Meredith Maschinot | 12    | St. Henry District | 24:34.8 | 59     |
| 64    | Joan Caudill       | 10    | Colerain           | 24:35.3 | 60     |
| 65    | Ansley Terris      | 10    | Loveland           | 24:35.5 |        |
| 66    | Chloe Bowen        | 11    | Hil. Davidson      | 24:35.5 | 61     |
| 67    | Melissa Ryder      | 10    | Walnut Hills       | 24:37.1 |        |
| 68    | Mallory Farmer     | 9     | Oldham County      | 24:38.6 |        |
| 69    | Chloe Zarlino      | 10    | Hil. Davidson      | 24:40.0 | 62     |
| 70    | Megan Broering     | 12    | St. Henry          | 24:40.6 | 63     |
| 71    | Malak Jaddi        | 9     | Walnut Hills       | 24:41.1 |        |
| 72    | Ryan Baker         | 11    | Notre Dame         | 24:43.3 | 64     |
| 73    | Emma Eilerman      | 11    | Ft. Loramie        | 24:44.2 | 65     |
| 74    | Hailey Shields     | 12    | Hil. Davidson      | 24:45.4 | 66     |
| 75    | Kylie Scott        | 11    | Little Miami       | 24:47.1 | 67     |
| 76    | Camryn Domer       | 9     | Hil. Davidson      | 24:51.1 |        |
| 77    | Chloe Hurm         | 10    | St. Henry District | 24:51.1 | 68     |

# Race 3 - HS Girls Open II - 5K

10/1/2022 - 6:00 pm

## Individual Results

| Place | Name                     | Grade | Team               | Time    | Points |
|-------|--------------------------|-------|--------------------|---------|--------|
| 78    | Naiara Ayo-Belka         | 11    | Talawanda          | 24:53.8 |        |
| 79    | Bella Miller             | 10    | St. Henry District | 24:53.8 | 69     |
| 80    | Ella Hefner              | 11    | Oldham County      | 24:55.6 |        |
| 81    | Abriley Krabill          | 9     | West Liberty-Salem | 24:57.7 | 70     |
| 82    | Ella Cable               | 9     | Walnut Hills       | 24:58.0 |        |
| 83    | Courtney Spencer         | 12    | Sylvania Northview | 25:03.7 | 71     |
| 84    | Addyson Warren           | 10    | Walnut Hills       | 25:06.2 |        |
| 85    | Maya Lawson              | 10    | St. Henry District | 25:07.0 | 72     |
| 86    | Maddie Armentano         | 11    | Little Miami       | 25:08.0 | 73     |
| 87    | Keira Eilerman           | 9     | Ft. Loramie        | 25:10.3 | 74     |
| 88    | Payton Holthaus          | 9     | Ft. Loramie        | 25:10.7 | 75     |
| 89    | Aitana<br>De_Higes_Lucas | 12    | St. Henry          | 25:12.2 | 76     |
| 90    | Emma Fillhardt           | 10    | Notre Dame         | 25:12.3 | 77     |
| 91    | Ella McDonald            | 9     | Hil. Davidson      | 25:12.8 |        |
| 92    | Katie Pettis             | 9     | Hil. Davidson      | 25:13.2 |        |
| 93    | Saige Hoying             | 11    | Russia             | 25:13.9 |        |
| 94    | Bernadette Borchers      | 9     | Russia             | 25:21.9 |        |
| 95    | Lupita Diaz-Flores       | 10    | Beechwood          | 25:29.6 | 78     |
| 96    | Addie Danner             | 10    | Talawanda          | 25:30.5 |        |
| 97    | emma fischer             | 11    | St. Henry District | 25:31.8 | 79     |
| 98    | Selome Degaulle          | 10    | Walnut Hills       | 25:36.5 |        |
| 99    | Bailey Landrum           | 11    | West Clermont      | 25:37.7 | 80     |
| 100   | Narra Crew               | 10    | Walnut Hills       | 25:37.8 |        |
| 101   | Grace Panko              | 10    | Notre Dame         | 25:38.7 | 81     |
| 102   | Rachel Panko             | 12    | Notre Dame         | 25:38.7 | 82     |
| 103   | Ava White                | 12    | Beechwood          | 25:40.8 | 83     |
| 104   | Caroline Wright          | 10    | Oldham County      | 25:42.3 |        |
| 105   | Livia Ford               | 11    | Sylvania Northview | 25:44.8 | 84     |
| 106   | Alaina Pelletier         | 12    | Little Miami       | 25:47.2 | 85     |
| 107   | Fiorella Lalama Arias    | 12    | Hil. Davidson      | 25:47.9 |        |
| 108   | Valeria Rodriguez        | 11    | Fairfield          | 25:49.9 | 86     |
| 109   | Payton Wright            | 9     | Fairfield          | 25:51.5 | 87     |
| 110   | Kenzie Koetter           | 9     | Oldham County      | 25:52.4 |        |
| 111   | Mia Biondo               | 11    | Fairfield          | 25:55.2 | 88     |
| 112   | Kenleigh Eilerman        | 9     | Ft. Loramie        | 26:00.0 | 89     |
| 113   | Annie Laursen            | 11    | Walnut Hills       | 26:00.0 |        |
| 114   | Hazel Carpenter          | 10    | Monroe             | 26:04.2 | 90     |
| 115   | Aidah Witte              | 11    | Walnut Hills       | 26:07.7 |        |

| Place | Name              | Grade | Team               | Time    | Points |
|-------|-------------------|-------|--------------------|---------|--------|
| 116   | Hannah Hoblitzell | 12    | Talawanda          | 26:09.7 |        |
| 117   | Sophie Smithers   | 12    | Sylvania Northview | 26:11.6 | 91     |
| 118   | Leslie Gimbert    | 10    | Walnut Hills       | 26:12.2 |        |
| 119   | Kylie Schutzman   | 12    | Notre Dame         | 26:13.2 |        |
| 120   | Jenna Hefner      | 9     | Oldham County      | 26:13.9 |        |
| 121   | Sophia Diaz       | 12    | Beechwood          | 26:15.2 | 92     |
| 122   | Ava Deegan        | 10    | Notre Dame         | 26:16.8 |        |
| 123   | Rachel Neuhaus    | 9     | Notre Dame         | 26:21.7 |        |
| 124   | Kayleigh Ransom   | 11    | Notre Dame         | 26:25.2 |        |
| 125   | Vivian Heidelberg | 12    | Walnut Hills       | 26:28.6 |        |
| 126   | Kaylee Hubler     | 12    | Colerain           | 26:29.8 | 93     |
| 127   | Georgia Drees     | 10    | Notre Dame         | 26:31.4 |        |
| 128   | Ava Royse         | 11    | West Clermont      | 26:36.3 | 94     |
| 129   | Laney Craig       | 10    | West Liberty-Salem | 26:36.8 |        |
| 130   | Taylor Maselli    | 10    | St. Henry District | 26:36.9 | 95     |
| 131   | Holden Heiert     | 12    | Highlands          | 26:39.0 | 96     |
| 132   | Penelope Mathews  | 10    | Hil. Davidson      | 26:40.8 |        |
| 133   | Katie Sherman     | 10    | Ft. Loramie        | 26:41.0 | 97     |
| 134   | Allison Miller    | 12    | St. Henry          | 26:41.8 | 98     |
| 135   | Hailey Cogswell   | 11    | Notre Dame         | 26:49.7 |        |
| 136   | Zoe Fullen        | 9     | Lancaster          | 26:51.0 |        |
| 137   | Isabeau Price     | 12    | Little Miami       | 26:57.5 | 99     |
| 138   | Chloe Glay        | 10    | Monroe             | 27:03.2 | 100    |
| 139   | Corinne Adams     | 11    | Walnut Hills       | 27:11.2 |        |
| 140   | Kyleigh Houchin   | 10    | Ft. Loramie        | 27:14.3 |        |
| 141   | Maria Earls       | 10    | Notre Dame         | 27:16.1 |        |
| 142   | Hannah Hartman    | 12    | Fairfield          | 27:19.0 | 101    |
| 143   | Alex Rose         | 11    | Ft. Loramie        | 27:19.3 |        |
| 144   | Ella Brown        | 9     | Little Miami       | 27:19.7 | 102    |
| 145   | Charlee Quick     | 10    | Sylvania Northview | 27:22.7 | 103    |
| 146   | Sophia Ernst      | 11    | Notre Dame         | 27:24.7 |        |
| 147   | Georgia Kleman    | 11    | Notre Dame         | 27:33.2 |        |
| 148   | Cami Robison      | 12    | Oldham County      | 27:33.7 |        |
| 149   | Emma Ranshaw      | 11    | West Clermont      | 27:37.3 | 104    |
| 150   | Elizabeth Farmer  | 10    | Oldham County      | 27:45.0 |        |
| 151   | Lucy Reynolds     | 9     | St. Henry District | 27:46.4 | 105    |
| 152   | Hailey Powell     | 10    | Monroe             | 27:47.5 | 106    |
| 153   | Audrey Losure     | 9     | Campbell County    | 27:53.6 |        |
| 154   | Willow Million    | 10    | Beechwood          | 28:02.6 |        |

# Race 3 - HS Girls Open II - 5K

10/1/2022 - 6:00 pm

## Individual Results

| Place | Name               | Grade | Team               | Time    | Points |
|-------|--------------------|-------|--------------------|---------|--------|
| 155   | Kaidyn Robinson    | 10    | Monroe             | 28:03.9 | 107    |
| 156   | Lily Layne         | 11    | Lancaster          | 28:03.9 |        |
| 157   | Maggie Reis        | 10    | Loveland           | 28:04.2 |        |
| 158   | Kaitlyn Hand       | 10    | Walnut Hills       | 28:07.8 |        |
| 159   | Isabella Muncy     | 10    | Monroe             | 28:12.7 | 108    |
| 160   | Alyssa Thompson    | 12    | Fairfield          | 28:21.8 | 109    |
| 161   | Ashley Bauer       | 9     | Walnut Hills       | 28:33.4 |        |
| 162   | Gracin Conly       | 10    | Colerain           | 28:36.3 | 110    |
| 163   | Ella Rolfsen       | 12    | St. Henry District | 28:41.2 |        |
| 164   | Grace Crawford     | 10    | Hil. Davidson      | 28:41.4 |        |
| 165   | Laila Armstrong    | 11    | Fairfield          | 28:46.1 | 111    |
| 166   | Cordelia Anderson  | 10    | Sylvania Northview | 28:48.9 | 112    |
| 167   | Lillian Hosler     | 11    | West Clermont      | 28:49.5 | 113    |
| 168   | Gina McInturf      | 11    | West Clermont      | 28:53.4 | 114    |
| 169   | Whitney Dumke      | 10    | Oldham County      | 29:04.4 |        |
| 170   | Kaylee Lynn        | 11    | Colerain           | 29:09.7 | 115    |
| 171   | Lily Robison       | 9     | Oldham County      | 29:19.5 |        |
| 172   | McKayla Doyle      | 10    | Colerain           | 29:25.2 | 116    |
| 173   | Annabell Whitacre  | 10    | Lancaster          | 29:26.0 |        |
| 174   | Margaret VonLehman | 10    | Notre Dame         | 29:28.1 |        |
| 175   | Grace Mooney       | 10    | Beechwood          | 29:34.9 |        |
| 176   | Anna Mayer         | 10    | Notre Dame         | 29:39.0 |        |
| 177   | Tamara Munoz       | 11    | Walnut Hills       | 29:46.7 |        |
| 178   | Abby Knasel        | 9     | Ft. Loramie        | 30:08.4 |        |
| 179   | Giada Agriesti     | 9     | Hil. Davidson      | 30:21.1 |        |
| 180   | Paige Dungan       | 11    | Highlands          | 30:27.5 | 117    |
| 181   | Dani Paulus        | 12    | Ft. Loramie        | 30:28.7 |        |
| 182   | Wiley Willis       | 9     | Highlands          | 30:33.6 | 118    |
| 183   | Tricia Verst       | 11    | Campbell County    | 30:53.6 |        |
| 184   | Lauren Wagster     | 11    | Fairfield          | 31:36.6 | 119    |
| 185   | Alyssa Rhoades     | 10    | Hil. Davidson      | 31:37.1 |        |
| 186   | Katie Franklin     | 11    | West Clermont      | 31:40.2 | 120    |
| 187   | Mercedes Sherrick  | 9     | Lancaster          | 32:04.1 |        |
| 188   | Izzy Ruschau       | 9     | Hil. Davidson      | 32:10.6 |        |
| 189   | Payton Sears       | 9     | Campbell County    | 32:21.8 |        |
| 190   | Khamoni Kimbrough  | 11    | Fairfield          | 32:41.0 |        |
| 191   | Sophie Catalanotto | 10    | Walnut Hills       | 32:46.3 |        |
| 192   | Livia Cullen       | 12    | Highlands          | 33:24.2 | 121    |
| 193   | Carlee Overmann    | 10    | Notre Dame         | 33:41.9 |        |

| Place | Name                 | Grade | Team         | Time    | Points |
|-------|----------------------|-------|--------------|---------|--------|
| 194   | Emma Lovell          | 12    | Fairfield    | 34:01.6 |        |
| 195   | Haviland Fairman     | 10    | Walnut Hills | 36:31.5 |        |
| 196   | Jaylen Ravenscraft   | 9     | Colerain     | 37:01.9 | 122    |
| 197   | Saskia Christinnecke | 12    | Talawanda    | 37:26.9 |        |
| 198   | Allie Soete          | 10    | Beechwood    | 37:29.6 |        |