






















OHSAA Southwest District XC Championships- Cedarville

Cedarville

Race 5 - Div 3 Boys - 5K

10/22/2022 - 1:00 pm

Team Results









| Place | Team | Score | Team Time | Runner Avg | Avg Mile | 5 Man Gap | Finish Order | Scoring Order |
|-------|---|-------|-----------|------------|----------|-----------|-----------------------------|---------------------------|
| 1 |  West Liberty-Salem | 61 | Q 1:25:59 | 17:12 | 5:33 | 0:59 | 4-5-10-19-23-30-34 | 4-5-10-19-23-29-33 |
| 2 |  Botkins | 73 | Q 1:26:40 | 17:20 | 5:35 | 0:50 | 6-8-12-22-26-42-43 | 6-8-12-22-25-41-42 |
| 3 |  Cedarville | 135 | Q 1:28:42 | 17:45 | 5:43 | 2:10 | 2-9-29-37-63-67-131 | 2-9-28-36-60-63-113 |
| 4 |  Covington | 172 | Q 1:30:14 | 18:03 | 5:49 | 2:09 | 1-38-40-46-52-69-73 | 1-37-39-45-50-65-68 |
| 5 |  Russia | 195 | Q 1:31:25 | 18:17 | 5:54 | 1:11 | 18-33-35-57-59-62-65 | 18-32-34-55-56-59-62 |
| 6 |  Anna | 196 | Q 1:31:09 | 18:14 | 5:53 | 1:24 | 16-27-36-55-70-82-96 | 16-26-35-53-66-76-89 |
| 7 |  Legacy Christian | 203 | Q 1:31:03 | 18:13 | 5:52 | 2:42 | 3-21-44-61-84-114-116 | 3-21-43-58-78-99-101 |
| 8 |  Versailles | 207 | Q 1:31:32 | 18:19 | 5:54 | 1:22 | 13-31-47-60-64-74 | 13-30-46-57-61-69 |
| 9 |  Ft. Loramie | 261 | 1:33:13 | 18:39 | 6:00 | 2:11 | 14-17-76-81-90-92-123 | 14-17-71-75-84-86-108 |
| 10 |  Arcanum | 283 | 1:34:10 | 18:50 | 6:04 | 1:08 | 39-48-49-79-83-91-97 | 38-47-48-73-77-85-90 |
| 11 |  Day Christian | 289 | 1:34:18 | 18:52 | 6:05 | 1:28 | 32-45-54-85-89-124-157 | 31-44-52-79-83-109-135 |
| 12 |  Spring ECA | 298 | 1:34:49 | 18:58 | 6:07 | 4:33 | 7-20-56-104-143-152 | 7-20-54-94-123-131 |
| 13 |  Houston | 302 | 1:34:19 | 18:52 | 6:05 | 2:08 | 28-53-68-72-103-145-158 | 27-51-64-67-93-125-136 |
| 14 |  Ansonia | 356 | 1:37:01 | 19:25 | 6:15 | 4:19 | 11-41-86-118-142-150-166 | 11-40-80-103-122-130-140 |
| 15 |  Jackson Center | 390 | 1:38:08 | 19:38 | 6:20 | 3:49 | 15-77-95-113-135-156 | 15-72-88-98-117-134 |
| 16 |  Newton Local | 440 | 1:39:41 | 19:57 | 6:26 | 2:07 | 51-80-117-119-127-186 | 49-74-102-104-111-154 |
| 17 |  Franklin Monroe | 481 | 1:40:47 | 20:10 | 6:30 | 1:10 | 87-93-115-121-122-139-149 | 81-87-100-106-107-119-129 |
| 18 |  Lehman Cath. | 487 | 1:41:22 | 20:17 | 6:32 | 2:17 | 75-100-105-125-141-148 | 70-91-95-110-121-128 |
| 19 |  Tri-Village | 551 | 1:44:36 | 20:56 | 6:44 | 1:35 | 109-111-133-134-147-171-175 | 96-97-115-116-127-144-146 |
| 20 |  Bradford | 599 | 1:55:43 | 23:09 | 7:27 | 8:12 | 24-161-168-173-181 | 24-138-142-145-150 |
| 21 |  East Dayton Christian | 601 | 1:51:09 | 22:14 | 7:10 | 6:02 | 88-120-144-167-178-184 | 82-105-124-141-149-153 |



Race 5 - Div 3 Boys - 5K

10/22/2022 - 1:00 pm

Team Results

| Place | Team | Score | Team Time | Runner Avg | Avg Mile | 5 Man Gap | Finish Order | Scoring Order |
|-------|---|-------|-----------|------------|----------|-----------|-------------------------|-------------------------|
| 22 |  Calvary Christian | 649 | 2:01:08 | 24:14 | 7:48 | 12:31 | 102-146-154-169-187-188 | 92-126-133-143-155-156 |
| 23 |  Stivers | 651 | 1:54:02 | 22:49 | 7:21 | 4:17 | 132-136-153-162-177 | 114-118-132-139-148 |
| 24 |  Yellow Springs | 667 | 1:56:46 | 23:22 | 7:32 | 5:04 | 130-140-159-176-182-183 | 112-120-137-147-151-152 |
| DNP |  Preble Shawnee | | 1:25:56 | 21:29 | 6:55 | | 99-128-137-165 | 4 Runners |
| DNP |  Twin Valley So. | | 1:32:04 | 23:01 | 7:25 | | 78-160-170-174 | 4 Runners |
| DNP |  Northeastern | | 1:34:22 | 23:36 | 7:36 | | 58-110-180-185 | 4 Runners |
| DNP |  Dixie | | 59:05 | 19:42 | 6:21 | | 25-101-138 | 3 Runners |
| DNP |  National Trail | | 1:00:42 | 20:14 | 6:31 | | 94-106-129 | 3 Runners |
| DNP |  Tri-County North | | 1:03:23 | 21:08 | 6:49 | | 71-126-164 | 3 Runners |
| DNP |  Triad | | 1:04:16 | 21:26 | 6:54 | | 50-108-179 | 3 Runners |
| DNP |  S. Char. SE | | 1:10:53 | 23:38 | 7:37 | | 155-163-172 | 3 Runners |
| DNP |  Troy Christian | | 40:21 | 20:11 | 6:30 | | 107-112 | 2 Runners |
| DNP |  Fairlawn | | 41:01 | 20:31 | 6:36 | | 66-151 | 2 Runners |
| DNP |  Mississinawa Valley | | 19:50 | 19:50 | 6:23 | | 98 | 1 Runner |



Race 5 - Div 3 Boys - 5K

10/22/2022 - 1:00 pm

Individual Results

| Place | Name | Grade | Team | Time | Points | | Place | Name | Grade | Team | Time | Points | |
|-------|------------------|-------|--------------------|---------|--------|---|-------|--------------------|-------|------------------|---------|--------|---|
| 1 | Asher Long | 11 | Covington | 16:28.5 | 1 | T | 40 | Caleb Ryman | 9 | Covington | 18:18.9 | 39 | T |
| 2 | Caleb Sultan | 12 | Cedarville | 16:37.7 | 2 | T | 41 | Ethan Sparks | 10 | Ansonia | 18:21.7 | 40 | |
| 3 | Ben Rodriguez | 11 | Legacy Christian | 16:44.4 | 3 | T | 42 | Jacob Grunden | 10 | Botkins | 18:25.0 | 41 | T |
| 4 | Owen Harrison | 12 | West Liberty-Salem | 16:44.6 | 4 | T | 43 | Grant Flora | 11 | Botkins | 18:26.5 | 42 | T |
| 5 | Asher Knox | 10 | West Liberty-Salem | 16:44.8 | 5 | T | 44 | Wyatt Jackson | 9 | Legacy Christian | 18:27.9 | 43 | T |
| 6 | Carson Brown | 10 | Botkins | 16:56.8 | 6 | T | 45 | Micah Blake | 12 | Day. Christian | 18:29.6 | 44 | |
| 7 | Caleb Baggett | 11 | Spring. ECA | 16:57.5 | 7 | I | 46 | Calub Hembree | 10 | Covington | 18:32.0 | 45 | T |
| 8 | Keaton Schnippel | 12 | Botkins | 17:02.3 | 8 | T | 47 | Dylan Dunn | 10 | Versailles | 18:32.7 | 46 | T |
| 9 | Isaac Wallis | 11 | Cedarville | 17:06.9 | 9 | T | 48 | Ashton Paul | 12 | Arcanum | 18:33.7 | 47 | |
| 10 | Garrett Wallen | 9 | West Liberty-Salem | 17:10.2 | 10 | T | 49 | Kolin Frazee | 11 | Arcanum | 18:33.8 | 48 | |
| 11 | Matthew Lee | 11 | Ansonia | 17:10.7 | 11 | I | 50 | Wyatt Robison | 11 | Triad | 18:36.4 | | |
| 12 | Parker Schnippel | 11 | Botkins | 17:13.9 | 12 | T | 51 | Seth Coker | 10 | Newton Local | 18:37.0 | 49 | |
| 13 | Marcus Briscoe | 9 | Versailles | 17:25.6 | 13 | T | 52 | Preston King | 10 | Covington | 18:37.1 | 50 | T |
| 14 | Adam Ballas | 12 | Ft. Loramie | 17:27.2 | 14 | I | 53 | Dylan Shaffer | 10 | Houston | 18:38.3 | 51 | |
| 15 | Kellen Reichert | 12 | Jackson Center | 17:29.8 | 15 | I | 54 | Sam Ferriman | 9 | Day. Christian | 18:40.6 | 52 | |
| 16 | John Young | 11 | Anna | 17:30.0 | 16 | T | 55 | Kyle Edelmann | 10 | Anna | 18:42.0 | 53 | T |
| 17 | Frank Rethman | 12 | Ft. Loramie | 17:32.3 | 17 | I | 56 | Braylon Walls | 9 | Spring. ECA | 18:42.9 | 54 | |
| 18 | Caleb Unverferth | 10 | Russia | 17:35.2 | 18 | T | 57 | Landon Pleiman | 10 | Russia | 18:44.0 | 55 | T |
| 19 | Dylan King | 9 | West Liberty-Salem | 17:36.4 | 19 | T | 58 | Ethan DeRoest | 10 | Northeastern | 18:45.3 | | |
| 20 | Zach Rue | 12 | Spring. ECA | 17:37.5 | 20 | I | 59 | Zeb Schulze | 10 | Russia | 18:45.5 | 56 | T |
| 21 | Tommy Michael | 11 | Legacy Christian | 17:38.5 | 21 | T | 60 | Cameron Magoto | 10 | Versailles | 18:45.6 | 57 | T |
| 22 | Carter Pleiman | 12 | Botkins | 17:39.9 | 22 | T | 61 | Joey Harding | 11 | Legacy Christian | 18:45.7 | 58 | T |
| 23 | Troy Bradley | 10 | West Liberty-Salem | 17:43.0 | 23 | T | 62 | Sheldon Pohlman | 10 | Russia | 18:46.7 | 59 | T |
| 24 | Owen Canan | 10 | Bradford | 17:43.7 | 24 | I | 63 | Joshua Wallace | 10 | Cedarville | 18:46.8 | 60 | T |
| 25 | Jaden Vorhis | 11 | Dixie | 17:44.0 | | I | 64 | Landry Knore | 10 | Versailles | 18:47.6 | 61 | T |
| 26 | Collin Doseck | 10 | Botkins | 17:46.5 | 25 | T | 65 | Matthew Caldwell | 12 | Russia | 18:49.1 | 62 | T |
| 27 | Noah Deeren | 12 | Anna | 17:49.1 | 26 | T | 66 | C.J. Lessing | 9 | Fairlawn | 18:49.3 | | |
| 28 | Wes Vondenhuevel | 11 | Houston | 17:51.5 | 27 | I | 67 | Jack Baise | 11 | Cedarville | 18:50.2 | 63 | T |
| 29 | Ben Ormsbee | 12 | Cedarville | 17:55.3 | 28 | T | 68 | Lucas Langenkamp | 12 | Houston | 18:50.3 | 64 | |
| 30 | Brevin Loudon | 9 | West Liberty-Salem | 17:55.3 | 29 | T | 69 | Beck Wilson | 10 | Covington | 18:51.0 | 65 | T |
| 31 | Drew Meyer | 9 | Versailles | 18:00.3 | 30 | T | 70 | Christian Mahan | 10 | Anna | 18:53.2 | 66 | T |
| 32 | Ethan Withers | 11 | Day. Christian | 18:06.4 | 31 | I | 71 | Jonathan Landis | 12 | Tri-County North | 18:54.7 | | |
| 33 | Brayden Monnin | 11 | Russia | 18:06.5 | 32 | T | 72 | Rusty Vondenhuevel | 11 | Houston | 18:58.6 | 67 | |
| 34 | Michael Jones | 12 | West Liberty-Salem | 18:09.6 | 33 | T | 73 | Mic Barhorst | 12 | Covington | 19:06.7 | 68 | T |
| 35 | Jayden Gaerke | 9 | Russia | 18:13.3 | 34 | T | 74 | Dylan Riffell | 11 | Versailles | 19:08.7 | 69 | T |
| 36 | Ethan Blindauer | 11 | Anna | 18:14.4 | 35 | T | 75 | Thomas Schmiesing | 12 | Lehman Cath. | 19:12.4 | 70 | |
| 37 | Josh Sultan | 10 | Cedarville | 18:15.1 | 36 | T | 76 | Landen Drees | 9 | Ft. Loramie | 19:15.0 | 71 | |
| 38 | Tanner Palsgrove | 10 | Covington | 18:17.2 | 37 | T | 77 | Sean Wren | 10 | Jackson Center | 19:17.0 | 72 | |
| 39 | Jacob Rice | 12 | Arcanum | 18:17.7 | 38 | | 78 | Nathan King | 12 | Twin Valley So. | 19:17.3 | | |



Race 5 - Div 3 Boys - 5K

10/22/2022 - 1:00 pm

Individual Results

| Place | Name | Grade | Team | Time | Points | Place | Name | Grade | Team | Time | Points |
|-------|----------------------|-------|-----------------------|---------|--------|-------|-------------------|-------|-----------------------|---------|--------|
| 79 | Malachi Wright | 9 | Arcanum | 19:19.2 | 73 | 117 | Trevor Jess | 11 | Newton Local | 20:29.1 | 102 |
| 80 | Dylan Bauer | 10 | Newton Local | 19:19.6 | 74 | 118 | Ian Brown | 12 | Ansonia | 20:31.2 | 103 |
| 81 | Isaac Holthaus | 10 | Ft. Loramie | 19:19.6 | 75 | 119 | Jaden Deaton | 10 | Newton Local | 20:31.6 | 104 |
| 82 | Austin Davis | 12 | Anna | 19:23.3 | 76 T | 120 | Brady King | 11 | East Dayton Christian | 20:37.5 | 105 |
| 83 | Lance Brinksneaser | 9 | Arcanum | 19:25.0 | 77 | 121 | Nate Good | 10 | Franklin Monroe | 20:38.6 | 106 |
| 84 | Micah Smith | 9 | Legacy Christian | 19:26.3 | 78 T | 122 | Carson Figel | 11 | Franklin Monroe | 20:39.0 | 107 |
| 85 | Clayton Rohrer | 11 | Day. Christian | 19:27.4 | 79 | 123 | Kameron Barhorst | 12 | Ft. Loramie | 20:40.8 | 108 |
| 86 | Matt Barga | 11 | Ansonia | 19:28.0 | 80 | 124 | Ben LaCasse | 10 | Day. Christian | 20:41.5 | 109 |
| 87 | Sam Haney | 10 | Franklin Monroe | 19:29.0 | 81 | 125 | Adam Flood | 9 | Lehman Cath. | 20:42.5 | 110 |
| 88 | Jayson Sr E Faulkner | 12 | East Dayton Christian | 19:30.6 | 82 | 126 | Alex Mackellar | 10 | Tri-County North | 20:43.0 | |
| 89 | Nathaniel Reynolds | 11 | Day. Christian | 19:33.8 | 83 | 127 | Liam Woods | 10 | Newton Local | 20:43.5 | 111 |
| 90 | Carson Arnold | 9 | Ft. Loramie | 19:38.0 | 84 | 128 | Case Roell | 11 | Preble Shawnee | 20:49.2 | |
| 91 | Mason Todd | 10 | Arcanum | 19:38.9 | 85 | 129 | Caleb Gilland | 12 | National Trail | 20:57.4 | |
| 92 | Jared Baker | 10 | Ft. Loramie | 19:39.0 | 86 | 130 | Isaac Lewis | 10 | Yellow Springs | 20:58.3 | 112 |
| 93 | Parker Patrick | 10 | Franklin Monroe | 19:39.2 | 87 | 131 | Micah Dewitt | 10 | Cedarville | 21:06.5 | 113 T |
| 94 | Joel Hunt | 12 | National Trail | 19:41.7 | | 132 | Jalal Lewis | 10 | Stivers | 21:12.1 | 114 |
| 95 | Carter Klopfenstein | 9 | Jackson Center | 19:44.1 | 88 | 133 | Brennen Fellers | 12 | Tri-Village | 21:14.4 | 115 |
| 96 | Weslee Fogt | 9 | Anna | 19:45.5 | 89 T | 134 | Josh Murphy | 12 | Tri-Village | 21:16.2 | 116 |
| 97 | Micah Arbogast | 9 | Arcanum | 19:46.5 | 90 | 135 | Owen Willoby | 10 | Jackson Center | 21:18.7 | 117 |
| 98 | Daniel Hartzell | 10 | Mississinawa Valley | 19:49.8 | | 136 | Ramiro Martin | 12 | Stivers | 21:20.2 | 118 |
| 99 | Trent Geise | -- | Preble Shawnee | 19:55.2 | | 137 | Taylor Bradley | 11 | Preble Shawnee | 21:21.2 | |
| 100 | Logan Linson | 11 | Lehman Cath. | 19:56.2 | 91 | 138 | Kaden Wylie | 12 | Dixie | 21:22.1 | |
| 101 | Collin Day | 9 | Dixie | 19:58.0 | | 139 | Gage Wackler | 11 | Franklin Monroe | 21:24.2 | 119 |
| 102 | John Gaertner | 9 | Calvary Christian | 19:59.2 | 92 | 140 | Kyle Johnston | 10 | Yellow Springs | 21:26.3 | 120 |
| 103 | Dakari Crawford | 9 | Houston | 19:59.5 | 93 | 141 | Chris Galbreath | 9 | Lehman Cath. | 21:28.9 | 121 |
| 104 | Elijah Whetstone | 9 | Spring. ECA | 20:00.7 | 94 | 142 | Luken Longenecker | 9 | Ansonia | 21:29.4 | 122 |
| 105 | Hezekiah Bezy | 12 | Lehman Cath. | 20:01.4 | 95 | 143 | Josh Sanders | 12 | Spring. ECA | 21:29.9 | 123 |
| 106 | Braydon Lee | 9 | National Trail | 20:02.5 | | 144 | Julian Atwood | 11 | East Dayton Christian | 21:32.6 | 124 |
| 107 | Landon PATEL | 9 | Troy Christian | 20:04.6 | | 145 | Anthony Pollock | 10 | Houston | 21:39.8 | 125 |
| 108 | Jacob Haser | 11 | Triad | 20:05.3 | | 146 | Zeke Wylie | 10 | Calvary Christian | 21:42.8 | 126 |
| 109 | Chris Brinley | 9 | Tri-Village | 20:08.7 | 96 | 147 | Zane Osborne | 12 | Tri-Village | 21:43.0 | 127 |
| 110 | Cameron Adkins | 10 | Northeastern | 20:10.8 | | 148 | Gus Schmiesing | 11 | Lehman Cath. | 21:43.0 | 128 |
| 111 | Aden McConachie | 10 | Tri-Village | 20:12.9 | 97 | 149 | Aiden Yang | 9 | Franklin Monroe | 22:01.6 | 129 |
| 112 | Luke Harris | 9 | Troy Christian | 20:16.3 | | 150 | Gavin Stachler | 9 | Ansonia | 22:07.6 | 130 |
| 113 | Ian Stengel | 9 | Jackson Center | 20:18.4 | 98 | 151 | Dalton Davis | 10 | Fairlawn | 22:11.0 | |
| 114 | Tucker Ervin | 12 | Legacy Christian | 20:19.9 | 99 T | 152 | Xavier Fudge | 9 | Spring. ECA | 22:19.5 | 131 |
| 115 | Cason Yount | 12 | Franklin Monroe | 20:21.2 | 100 | 153 | Sabri Kizenga | 10 | Stivers | 22:28.2 | 132 |
| 116 | Nate Michael | 9 | Legacy Christian | 20:27.7 | 101 T | 154 | Gideon Soma | 9 | Calvary Christian | 22:34.1 | 133 |



Race 5 - Div 3 Boys - 5K

10/22/2022 - 1:00 pm

Individual Results

| Place | Name | Grade | Team | Time | Points |
|-------|--------------------|-------|--------------------------|---------|--------|
| 155 | Kaleb Porr | 9 | S. Char. SE | 22:38.4 | |
| 156 | Noah Rains | 12 | Jackson Center | 22:40.8 | 134 |
| 157 | Isaac Garman | 11 | Day. Christian | 22:43.5 | 135 |
| 158 | Ethan Davis | 12 | Houston | 22:55.1 | 136 |
| 159 | Kyle Raymer | 12 | Yellow Springs | 23:09.4 | 137 |
| 160 | Mason Thornburgh | 9 | Twin Valley So. | 23:20.4 | |
| 161 | Hayden Nicodemus | 10 | Bradford | 23:27.3 | 138 |
| 162 | Josiah Lee | 10 | Stivers | 23:32.5 | 139 |
| 163 | Trenton Davis | 10 | S. Char. SE | 23:40.3 | |
| 164 | Ethan Brueggemann | 10 | Tri-County North | 23:45.3 | |
| 165 | Beau Garnet | 9 | Preble Shawnee | 23:50.1 | |
| 166 | Brayden Barnes | 12 | Ansonia | 23:53.3 | 140 |
| 167 | Reagen Burke | 11 | East Dayton Christian | 23:55.2 | 141 |
| 168 | Owen Beachler | 11 | Bradford | 23:57.8 | 142 |
| 169 | Cooper Cronkleton | 9 | Calvary Christian | 24:22.6 | 143 |
| 170 | Elliott Voge | 11 | Twin Valley So. | 24:22.6 | |
| 171 | Andrew Holzapfel | 12 | Tri-Village | 24:27.9 | 144 |
| 172 | Camden Husband | 10 | S. Char. SE | 24:33.9 | |
| 173 | Stephen Stewart | 10 | Bradford | 24:38.2 | 145 |
| 174 | Matthew DEHART | 10 | Twin Valley So. | 25:03.0 | |
| 175 | Daniel Watern | 12 | Tri-Village | 25:09.7 | 146 |
| 176 | Kael Cooney | 11 | Yellow Springs | 25:10.1 | 147 |
| 177 | Judah Lindsey | 9 | Stivers | 25:29.0 | 148 |
| 178 | Carson Meade | 9 | East Dayton Christian | 25:32.6 | 149 |
| 179 | Charlie Harrington | 10 | Triad | 25:34.3 | |
| 180 | Braden Malone | 9 | Northeastern | 25:53.2 | |
| 181 | Ethan Brogan | 11 | Bradford | 25:55.2 | 150 |
| 182 | Arthur Devore | 9 | Yellow Springs | 26:01.9 | 151 |
| 183 | Evan Galarza | 10 | Yellow Springs | 26:30.6 | 152 |
| 184 | Logan Green | 12 | East Dayton Christian | 29:26.3 | 153 |
| 185 | Samuel Ridgeway | 10 | Northeastern | 29:32.0 | |
| 186 | Dalton Trucksis | 12 | Newton Local | 32:19.0 | 154 |
| 187 | Nick James | 10 | Calvary Christian | 32:29.3 | 155 |
| 188 | Casey Blackwell | 10 | Calvary Christian | 32:35.7 | 156 |

