






















OHSAA Southwest District XC Championships- VOA

West Chester

Race 5 - Div 2-A Boys - 5K

10/22/2022 - 12:30 pm

Team Results



Place	Team	Score	Team Time	Runner Avg	Avg Mile	5 Man Gap	Finish Order	Scoring Order
1	 Indian Hill	56	Q 1:25:48	17:10	5:32	1:13	1-9-12-15-19-27-29	1-9-12-15-19-27-29
2	 Madeira	64	Q 1:26:24	17:17	5:34	0:50	4-6-13-20-21-22-38	4-6-13-20-21-22-37
3	 Mariemont	72	Q 1:26:56	17:24	5:36	1:18	3-8-10-25-26-71-90	3-8-10-25-26-69-86
4	 McNicholas	84	Q 1:27:38	17:32	5:39	1:05	7-11-14-24-28-56-79	7-11-14-24-28-54-76
5	 Wyoming	135	Q 1:30:13	18:03	5:49	2:30	2-18-32-39-46-58-63	2-18-32-38-45-56-61
6	 Badin	164	Q 1:32:16	18:28	5:57	1:24	16-31-36-40-44-67-72	16-31-35-39-43-65-70
7	 Cin. CHCA	224	1:35:16	19:04	6:08	1:16	33-41-43-53-59-80-82	33-40-42-52-57-77-79
8	 New Richmond	252	1:36:23	19:17	6:13	1:23	37-48-50-54-69-98	36-47-49-53-67-93
9	 Batavia	268	1:36:59	19:24	6:15	2:48	23-45-49-75-84-111-114	23-44-48-72-81-103-106
10	 Fenwick	297	1:38:25	19:41	6:21	4:09	5-62-65-83-93-106-117	5-60-63-80-89-98-108
11	 Clermont NE	309	1:40:01	20:01	6:27	5:02	17-42-60-96-110-116	17-41-58-91-102-107
12	 Bethel-Tate	332	1:40:14	20:03	6:28	3:00	30-51-76-91-97-104-123	30-50-73-87-92-97-111
13	 Roger Bacon	336	1:41:11	20:15	6:31	3:50	35-47-61-102-109-120-128	34-46-59-96-101-109-114
14	 Clark Montessori	340	1:40:31	20:07	6:29	0:20	64-66-70-73-78-87-89	62-64-68-71-75-83-85
15	 Taylor	419	1:44:59	21:00	6:46	2:03	68-86-88-92-107	66-82-84-88-99
16	 Reading	425	1:53:17	22:40	7:18	8:10	52-77-81-122-125-127	51-74-78-110-112-113
17	 East Clinton	434	1:45:46	21:10	6:49	2:32	57-95-100-101-108-112-113	55-90-94-95-100-104-105
DNP	 Taft		1:33:55	23:29	7:34		74-105-119-126	4 Runners
DNP	 Norwood		1:08:38	22:53	7:22		85-99-124	3 Runners
DNP	 Blanchester		1:09:40	23:14	7:29		34-94-129	3 Runners
DNP	 Finneytown		44:30	22:15	7:10		55-121	2 Runners



Race 5 - Div 2-A Boys - 5K

10/22/2022 - 12:30 pm

Team Results

Place	Team	Score	Team Time	Runner Avg	Avg Mile	5 Man Gap	Finish Order	Scoring Order
DNP	 Clinton-Massie		47:41	23:51	7:41		115-118	2 Runners
DNP	 Woodward		51:54	25:57	8:22		103-130	2 Runners



Race 5 - Div 2-A Boys - 5K

10/22/2022 - 12:30 pm

Individual Results

Place	Name	Grade	Team	Time	Points		Place	Name	Grade	Team	Time	Points	
1	Liam Morris	12	Indian Hill	16:20.5	1	T	40	Max Kraemer	10	Badin	18:49.3	39	T
2	Nico Arraje	12	Wyoming	16:30.3	2	T	41	William Kuhlman	12	Cin. CHCA	18:53.5	40	
3	Bennett Turan	12	Mariemont	16:44.6	3	T	42	Noah Bunting	12	Clermont NE	18:53.6	41	
4	Ryan Ashton	11	Madeira	16:50.4	4	T	43	Trevor Kuhlman	10	Cin. CHCA	18:54.0	42	
5	Sam Gutzwiller	12	Fenwick	16:55.3	5	I	44	Cameron Mueller	11	Badin	18:54.8	43	T
6	Ben Wetzel	9	Madeira	16:56.1	6	T	45	Trevor Ranley	11	Batavia	18:57.8	44	
7	Christian Burt	11	McNicholas	17:00.3	7	T	46	Zach Spera	12	Wyoming	18:59.8	45	T
8	Ben Fahnestock	11	Mariemont	17:04.6	8	T	47	Sam Bova	9	Roger Bacon	19:00.1	46	
9	Jonah Waltz	12	Indian Hill	17:08.4	9	T	48	Travis Jenkins	11	New Richmond	19:05.8	47	
10	Neel Abbott	11	Mariemont	17:08.5	10	T	49	Christian Conner	12	Batavia	19:09.5	48	
11	Alex Russo	12	McNicholas	17:12.3	11	T	50	Ben Nicoloff	9	New Richmond	19:14.2	49	
12	James McGrath	9	Indian Hill	17:14.8	12	T	51	Levi Sayles	12	Bethel-Tate	19:15.3	50	
13	Eric Luther	11	Madeira	17:21.8	13	T	52	Blake Wickemeier	11	Reading	19:17.2	51	
14	Lucas Hannah	11	McNicholas	17:23.7	14	T	53	Evan Stritholt	9	Cin. CHCA	19:18.2	52	
15	RJ Poffenberger	11	Indian Hill	17:30.7	15	T	54	Coen Lilly	9	New Richmond	19:21.6	53	
16	Nick Dunn	11	Badin	17:31.1	16	T	55	Ben Page	12	Finneytown	19:24.8		
17	Matthew Crawford	11	Clermont NE	17:31.6	17	I	56	Cooper Steuer	11	McNicholas	19:34.6	54	T
18	Evan Robinson	10	Wyoming	17:31.7	18	T	57	Dylan Arnold	11	East Clinton	19:36.6	55	
19	Miles Taylor	11	Indian Hill	17:33.0	19	T	58	Rune Rocklin	10	Wyoming	19:40.6	56	T
20	Silas Baird	9	Madeira	17:35.3	20	T	59	Andrew Sandefur	10	Cin. CHCA	19:42.8	57	
21	Daniel Williams	12	Madeira	17:39.6	21	T	60	Jackson Crawford	9	Clermont NE	19:43.7	58	
22	Quinn Leborgne	12	Madeira	17:51.8	22	T	61	Mitchell Sehlhorst	9	Roger Bacon	19:47.5	59	
23	David Flandermeyer	10	Batavia	17:54.6	23	I	62	Thomas Crossman	12	Fenwick	19:50.0	60	
24	Tyler Munzel	10	McNicholas	17:55.7	24	T	63	Eli Allen	12	Wyoming	19:56.6	61	T
25	Caleb Erikson	11	Mariemont	17:56.2	25	T	64	Nico Brooks	1	Clark Montessori	19:57.6	62	
26	Santi Biro	12	Mariemont	18:01.8	26	T	65	Will Tidwell	12	Fenwick	19:59.7	63	
27	Ojas Chadwell	10	Indian Hill	18:04.4	27	T	66	Liam Ebert	1	Clark Montessori	20:00.6	64	
28	Sean O'Connell	10	McNicholas	18:05.3	28	T	67	Nolan Thomas	9	Badin	20:01.0	65	T
29	Zixiang Hong	9	Indian Hill	18:17.5	29	T	68	Carson Duerk	10	Taylor	20:01.0	66	
30	Blake Aylward	10	Bethel-Tate	18:19.1	30		69	Jack Maus	9	New Richmond	20:01.6	67	
31	Dutch Wiesman	11	Badin	18:22.7	31	T	70	Max Ginn	1	Clark Montessori	20:03.1	68	
32	Reid Bradley	12	Wyoming	18:22.9	32	T	71	Davis Wickham	9	Mariemont	20:04.1	69	T
33	Jagger Dollenmeyer	9	Cin. CHCA	18:27.5	33		72	Dylan Klefeker	11	Badin	20:10.3	70	T
34	Jeffrey Andrew Wyss	11	Blanchester	18:30.3			73	Aiden LeCates	1	Clark Montessori	20:11.7	71	
35	Jack Bentley	12	Roger Bacon	18:31.6	34		74	WILLIAM BURELL	1	Taft	20:12.2		
36	Trevor Friedel	10	Badin	18:37.3	35	T	75	Dexter Beam	12	Batavia	20:14.9	72	
37	Isaac Graham	11	New Richmond	18:38.9	36		76	Grant Liming	10	Bethel-Tate	20:16.5	73	
38	JT Hamstra	11	Madeira	18:39.5	37	T	77	Eli Davis	9	Reading	20:17.1	74	
39	Andrew Burns	11	Wyoming	18:48.2	38	T	78	Ryan Couch	12	Clark Montessori	20:17.6	75	



Race 5 - Div 2-A Boys - 5K

10/22/2022 - 12:30 pm

Individual Results

Place	Name	Grade	Team	Time	Points
79	Giovani Scorti	9	McNicholas	20:19.7	76 T
80	Benjamin Sandefur	12	Cin. CHCA	20:20.9	77
81	Chris Powers	11	Reading	20:27.2	78
82	William Davis	12	Cin. CHCA	20:27.8	79
83	Andrew Prestel	10	Fenwick	20:35.1	80
84	Daniel Dacey	11	Batavia	20:41.8	81
85	Bowen Garribay	1	Norwood	20:45.4	
86	Henry Hawkins	12	Taylor	20:49.8	82
87	Gabriel Brooks	1	Clark Montessori	20:50.8	83
88	Alex Eiding	12	Taylor	20:59.9	84
89	Elijah Hatheway	9	Clark Montessori	21:01.5	85
90	Caleb Ching	11	Mariemont	21:02.3	86 T
91	Nathaneal Randolph	10	Bethel-Tate	21:03.8	87
92	Thomas Roa	9	Taylor	21:03.9	88
93	Deaglan Hellmann	12	Fenwick	21:04.2	89
94	Carson Wyss	9	Blanchester	21:10.6	
95	Jacob George	10	East Clinton	21:17.2	90
96	Nicholas Studer	11	Clermont NE	21:18.3	91
97	Maximus Cooney	9	Bethel-Tate	21:18.5	92
98	Jason Greene	10	New Richmond	21:19.0	93
99	John Baker	1	Norwood	21:20.1	
100	Hayden Beiting	11	East Clinton	21:21.9	94
101	Nikolas Gates	11	East Clinton	21:22.0	95
102	Alex Navarro	11	Roger Bacon	21:30.0	96
103	Christopher Shockey	11	Woodward	21:39.2	
104	Noah Mays	10	Bethel-Tate	21:46.0	97
105	Toyon Embry	1	Taft	21:47.3	
106	Joe Abbott	12	Fenwick	21:48.4	98
107	Dylan Blazer	12	Taylor	22:03.5	99
108	Colton Brockman	10	East Clinton	22:08.0	100
109	Henry Vieth	12	Roger Bacon	22:21.2	101
110	AJ Cunningham	9	Clermont NE	22:33.2	102
111	Chandler Ben	10	Batavia	22:40.5	103
112	Dru Simmons	9	East Clinton	22:42.6	104
113	Jackson Seabaugh	9	East Clinton	22:58.9	105
114	Preston Young	9	Batavia	23:23.7	106
115	Mack Hensley	9	Clinton-Massie	23:30.6	
116	Pete Schuler	11	Clermont NE	23:33.7	107
117	Tanner Proffitt	9	Fenwick	23:44.2	108

Place	Name	Grade	Team	Time	Points
118	Laith Latif	11	Clinton-Massie	24:09.9	
119	zion baker	10	Taft	24:16.1	
120	Jason Juelg	9	Roger Bacon	24:16.7	109
121	Israel McMahan	10	Finneytown	25:04.3	
122	Andrew Weinrich	12	Reading	25:48.0	110
123	Matt Kelley	9	Bethel-Tate	26:22.3	111
124	Logan McGinnis	1	Norwood	26:32.4	
125	David Escobedo-Arreola	10	Reading	27:26.9	112
126	Aiden Montgomery	10	Taft	27:39.1	
127	RJ McCormick	9	Reading	27:43.0	113
128	Sam Ater De Lemos	10	Roger Bacon	27:48.0	114
129	Brendon Crothers	9	Blanchester	29:58.6	
130	Charles Pope	11	Woodward	30:14.5	

