











OHSAA Southwest District XC Championships- VOA

West Chester

Race 6 - Div 2-A Girls - 5K

10/22/2022 - 1:00 pm

Team Results

Place	Team	Score	Team Time	Runner Avg	Avg Mile	5 Man Gap	Finish Order	Scoring Order
1	 Mercy McAuley	28	Q 1:39:39	19:56	6:25	1:17	1-3-4-9-11-28-44	1-3-4-9-11-28-43
2	 Wyoming	100	Q 1:47:53	21:35	6:57	3:19	6-8-22-31-33-46-60	6-8-22-31-33-45-59
3	 Mariemont	119	Q 1:50:57	22:12	7:09	1:57	15-19-23-26-36-39-58	15-19-23-26-36-39-57
4	 Bethel-Tate	152	Q 1:52:47	22:34	7:16	4:44	7-13-30-50-54-80	7-13-30-49-53-77
5	 New Richmond	159	Q 1:53:59	22:48	7:21	4:57	10-17-21-48-66-67-76	10-17-21-47-64-65-73
6	 Badin	167	1:53:56	22:48	7:21	5:13	5-27-37-40-59-61-70	5-27-37-40-58-60-68
7	 Fenwick	182	1:56:13	23:15	7:29	3:10	16-20-42-52-55-79	16-20-41-51-54-76
8	 Indian Hill	183	1:56:23	23:17	7:30	3:09	18-29-32-49-57-69-74	18-29-32-48-56-67-71
9	 McNicholas	201	1:58:39	23:44	7:39	0:57	34-35-43-45-47-56-65	34-35-42-44-46-55-63
10	 Aiken	282	2:06:16	25:16	8:08	9:13	2-63-68-75-84-87-94	2-61-66-72-81-83-89
11	 Clinton-Massie	282	2:06:45	25:21	8:10	7:07	14-53-64-77-83-93	14-52-62-74-80-88
12	 Taylor	283	2:22:12	28:27	9:10	20:11	12-25-71-90-99	12-25-69-86-91
13	 Batavia	306	2:13:49	26:46	8:37	8:10	24-38-81-86-88-92	24-38-78-82-84-87
14	 Roger Bacon	359	2:16:49	27:22	8:49	5:56	51-72-78-82-89-95	50-70-75-79-85-90
DNP	 Reading		1:47:46	35:56	11:34		62-98-100	3 Runners
DNP	 Cin. CHCA		53:01	26:31	8:32		41-85	2 Runners
DNP	 Hughes		57:53	28:57	9:19		73-91	2 Runners
DNP	 Woodward		34:27	34:27	11:06		96	1 Runner
DNP	 Blanchester		34:29	34:29	11:06		97	1 Runner



Race 6 - Div 2-A Girls - 5K

10/22/2022 - 1:00 pm

Individual Results

Place	Name	Grade	Team	Time	Points		Place	Name	Grade	Team	Time	Points
1	Julia Verhoff	12	Mercy McAuley	19:24.7	1	T	40	Eleanor Colaco	10	Badin	23:41.2	40
2	Joyeuse Muhorakeye	12	Aiken	19:27.5	2	I	41	Maria Bernal-Viana	9	Cin. CHCA	23:48.2	
3	May Humpert	11	Mercy McAuley	19:28.2	3	T	42	Mara Hellmann	11	Fenwick	23:53.2	41
4	Ashley Williams	11	Mercy McAuley	19:35.5	4	T	43	Lila Moeves	10	McNicholas	23:56.7	42
5	Abby Mathews	10	Badin	19:38.1	5	I	44	Leah Kallmeyer	12	Mercy McAuley	24:00.1	43 T
6	Meredith Guest	11	Wyoming	19:45.7	6	T	45	Abby Glace	10	McNicholas	24:01.0	44
7	Brady Sterbling	10	Bethel-Tate	19:51.1	7	T	46	Sophie Ranz	12	Wyoming	24:04.6	45 T
8	Lauren Hudepohl	12	Wyoming	19:59.4	8	T	47	Kylie Horgan	10	McNicholas	24:10.0	46
9	Keelin Elmer	12	Mercy McAuley	20:28.3	9	T	48	Isabelle DuFau	10	New Richmond	24:21.2	47 T
10	Riley Davis	9	New Richmond	20:34.0	10	T	49	Ava Tinon	12	Indian Hill	24:23.6	48
11	Josie Feldman	12	Mercy McAuley	20:41.6	11	T	50	Lily Hathcock	10	Bethel-Tate	24:24.7	49 T
12	Nicole Myers	10	Taylor	21:01.5	12	I	51	Morgan Wagner	12	Roger Bacon	24:25.8	50
13	Hayden Setty	12	Bethel-Tate	21:03.2	13	T	52	Emily Clements	11	Fenwick	24:27.8	51
14	Malea Beam	9	Clinton-Massie	21:20.9	14	I	53	Georgia Black	9	Clinton-Massie	24:32.5	52
15	Grace Mavridoglou	11	Mariemont	21:25.5	15	T	54	Leticia Albuquerque	12	Bethel-Tate	24:34.7	53 T
16	Morgan Blair	10	Fenwick	21:27.3	16	I	55	Anna Borgemenke	10	Fenwick	24:36.7	54
17	Elizabeth Hauserman	9	New Richmond	21:31.4	17	T	56	Cara Metzger	10	McNicholas	24:39.0	55
18	Hossana Burroughs	12	Indian Hill	21:35.7	18	I	57	Ava Egnaczyk	12	Indian Hill	24:43.8	56
19	Caroline Buck	10	Mariemont	21:44.9	19	T	58	Ellie Urshel	11	Mariemont	24:45.7	57 T
20	Danielle Tebbe	12	Fenwick	21:47.4	20	I	59	Becca Moore	11	Badin	24:50.5	58
21	Morgan Smith	10	New Richmond	22:01.3	21	T	60	Izzy Lenning	9	Wyoming	24:54.1	59 T
22	Ava Geiger	10	Wyoming	22:02.8	22	T	61	Ashley Leiss	10	Badin	25:05.6	60
23	Jillian Chen	11	Mariemont	22:07.0	23	T	62	Heather Pare	10	Reading	25:12.1	
24	Alivia Alexander	12	Batavia	22:11.7	24		63	Penda Seck	11	Aiken	25:14.5	61
25	Elise Lindle	12	Taylor	22:16.0	25		64	Dakota Cartner	10	Clinton-Massie	25:18.7	62
26	Elyse Kelly	12	Mariemont	22:17.2	26	T	65	Amelia Engle	9	McNicholas	25:23.0	63
27	Josie Halverson	10	Badin	22:20.1	27		66	Ainsley Zimmerman	12	New Richmond	25:30.7	64 T
28	Morgan Fightmaster	12	Mercy McAuley	22:29.2	28	T	67	Aliya Koger	10	New Richmond	25:57.4	65 T
29	Kaia Woo	12	Indian Hill	22:37.5	29		68	Amma Saad	12	Aiken	26:03.1	66
30	Addison Johns	9	Bethel-Tate	22:52.4	30	T	69	Ava Seinen	10	Indian Hill	26:07.7	67
31	Olivia Chrapliwy	9	Wyoming	23:00.0	31	T	70	Kathleen Stratman	10	Badin	26:19.8	68
32	Nicole Sichel	11	Indian Hill	23:01.6	32		71	Skylar Koch	11	Taylor	26:24.9	69
33	Lauren Feller	12	Wyoming	23:04.4	33	T	72	Natalie Juelg	12	Roger Bacon	26:29.5	70
34	Mary Metzger	11	McNicholas	23:13.7	34		73	Dulce Juarez Iniguez	10	Hughes	26:30.8	
35	Amanda Braig	11	McNicholas	23:17.0	35		74	Grace Mackey	11	Indian Hill	26:33.5	71
36	Audrey Estep	9	Mariemont	23:21.7	36	T	75	Rojina Rai	10	Aiken	26:51.1	72
37	Mary Giffen	12	Badin	23:25.9	37		76	Karlye Gilpin	12	New Richmond	26:57.5	73 T
38	Lauren Cravens	9	Batavia	23:31.1	38		77	Kaylee Ramsey	11	Clinton-Massie	27:04.9	74
39	Hilary Larid	11	Mariemont	23:35.6	39	T	78	Maya Mollner	12	Roger Bacon	27:10.1	75



Race 6 - Div 2-A Girls - 5K

10/22/2022 - 1:00 pm

Individual Results

Place	Name	Grade	Team	Time	Points
79	Madison Blair	12	Fenwick	27:15.4	76
80	Ella Kanis	12	Bethel-Tate	27:25.6	77 T
81	Lily Sorg	9	Batavia	27:48.3	78
82	Lily Voss	10	Roger Bacon	28:21.9	79
83	Shelby Robinson	9	Clinton-Massie	28:27.6	80
84	Ankita Rai	11	Aiken	28:39.7	81
85	Paige Murphy	11	Cin. CHCA	29:12.6	
86	Kali Partin	9	Batavia	29:56.8	82
87	Hafsatu Diakho	12	Aiken	30:16.9	83
88	Ava Hargis	10	Batavia	30:21.0	84
89	Anna Perkins	12	Roger Bacon	30:21.7	85
90	Macy Ilg	12	Taylor	31:16.7	86
91	Abriyel Opoku	9	Hughes	31:21.8	
92	Tiffany Burke	12	Batavia	31:22.4	87
93	Mia McCarty	11	Clinton-Massie	31:39.7	88
94	Alliance Ngabire	9	Aiken	31:41.9	89
95	Christina Abele	12	Roger Bacon	32:01.7	90
96	Leslie Thomas	9	Woodward	34:26.9	
97	Kaci Grillot	9	Blanchester	34:28.1	
98	Chelsie Drake	10	Reading	39:29.5	
99	Allyson Saylor	11	Taylor	41:12.5	91
100	Felicia Bole	10	Reading	43:04.1	

