






















OHSAA Regional XC Championships - Boardman Youngstown

Race 5 - Div 1 Boys-Top 7 Teams-28 Individuals to State - 5K

10/29/2022 - 3:00 pm

Team Results


























Place	Team	Score	Team Time	Runner Avg	Avg Mile	5 Man Gap	Finish Order	Scoring Order
1	 Mas. Jackson	124	Q 1:23:51	16:47	5:24	0:41	26-27-33-35-53-73-101	18-19-23-25-39-58-82
2	 Mass. Perry	152	Q 1:23:28	16:42	5:23	2:03	5-13-14-31-131-144-176	4-9-10-22-107-118-149
3	 Medina	167	Q 1:24:56	17:00	5:29	0:46	24-41-46-55-59-77-94	16-30-35-41-45-61-77
4	 Green	174	Q 1:24:19	16:52	5:26	1:37	3-7-56-76-80-121-142	3-5-42-60-64-98-116
5	 GlenOak	178	Q 1:24:25	16:53	5:26	1:45	1-12-65-72-78-86-117	1-8-50-57-62-70-95
6	 Chardon	183	Q 1:25:28	17:06	5:31	0:28	39-40-45-57-64-99-132	28-29-34-43-49-81-108
7	 Med Highland	216	Q 1:25:03	17:01	5:29	2:01	2-22-43-97-110-149-165	2-14-32-79-89-122-138
8	 Rocky River	221	1:26:11	17:15	5:33	0:35	37-54-61-67-70-82-84	27-40-47-52-55-66-68
9	 Hoover	246	1:26:08	17:14	5:33	1:42	8-51-62-83-109-175-191	6-37-48-67-88-148-163
10	 Solon	250	1:26:27	17:18	5:34	1:20	21-52-66-81-103-114-180	13-38-51-65-83-93-152
11	 Stow-Munroe Falls	281	1:26:37	17:20	5:35	1:37	20-42-44-126-127-168	12-31-33-102-103-141
12	 Mentor	304	1:26:32	17:19	5:35	2:05	10-30-58-135-148-160	7-21-44-111-121-133
13	 St. Ignatius	326	1:27:24	17:29	5:38	1:35	18-60-108-111-113-174	11-46-87-90-92-147
14	 Revere	342	1:27:59	17:36	5:40	0:56	47-71-85-106-118-184-185	36-56-69-85-96-156-157
15	 Austintown-Fitch	390	1:28:30	17:42	5:42	1:19	36-87-107-120-134-155-186	26-71-86-97-110-128-158
16	 Steele	409	1:28:03	17:37	5:41	1:50	25-29-150-151-152-167-173	17-20-123-124-125-140-146
17	 Brunswick	419	1:28:47	17:46	5:43	1:40	34-89-98-136-157-171-192	24-73-80-112-130-144-164
18	 Aurora	458	1:29:38	17:56	5:47	1:05	68-75-116-143-162-188-193	53-59-94-117-135-160-165
19	 Hudson	469	1:29:44	17:57	5:47	1:04	69-92-123-130-161-163-166	54-75-100-106-134-136-139
20	 Nardonía	473	1:29:20	17:52	5:46	1:57	23-125-137-140-156-183-189	15-101-113-115-129-155-161
21	 University School	480	1:29:50	17:58	5:47	0:50	88-91-104-145-158-179-182	72-74-84-119-131-151-154



Race 5 - Div 1 Boys-Top 7 Teams-28 Individuals to State - 5K

10/29/2022 - 3:00 pm

Team Results

Place	Team	Score	Team Time	Runner Avg	Avg Mile	5 Man Gap	Finish Order	Scoring Order
22	 Westlake	494	1:30:08	18:02	5:49	1:03	79-112-122-128-164-169-190	63-91-99-104-137-142-162
23	 Twinsburg	536	1:30:33	18:07	5:50	0:43	93-129-133-147-153-154-177	76-105-109-120-126-127-150
24	 Strongsville	612	1:31:48	18:22	5:55	1:02	95-139-159-170-172-181-187	78-114-132-143-145-153-159
DNP	 Midview		53:35	17:52	5:45		90-96-141	3 Runners
DNP	 Lakewood		32:32	16:16	5:15		4-28	2 Runners
DNP	 Boardman		32:32	16:16	5:15		9-16	2 Runners
DNP	 Madison		35:24	17:42	5:42		49-146	2 Runners
DNP	 Avon Lake		35:57	17:59	5:48		100-138	2 Runners
DNP	 Copley		16:07	16:07	5:12		6	1 Runner
DNP	 Canfield		16:17	16:17	5:15		11	1 Runner
DNP	 New Philadelphia		16:21	16:21	5:16		15	1 Runner
DNP	 Cuy. Falls		16:21	16:21	5:16		17	1 Runner
DNP	 Firestone		16:25	16:25	5:17		19	1 Runner
DNP	 Wooster		16:44	16:44	5:24		32	1 Runner
DNP	 No. Olmsted		16:55	16:55	5:27		38	1 Runner
DNP	 Shaker Hts.		17:06	17:06	5:31		48	1 Runner
DNP	 Louisville		17:09	17:09	5:32		50	1 Runner
DNP	 St. Edward		17:19	17:19	5:35		63	1 Runner
DNP	 Brecksville		17:30	17:30	5:38		74	1 Runner
DNP	 Cle. Heights		17:49	17:49	5:44		102	1 Runner
DNP	 Howland		17:50	17:50	5:45		105	1 Runner
DNP	 Hoban		17:59	17:59	5:48		115	1 Runner
DNP	 Mayfield		18:02	18:02	5:48		119	1 Runner
DNP	 Geneva		18:04	18:04	5:49		124	1 Runner
DNP	 Eastlake North		19:01	19:01	6:08		178	1 Runner



Race 5 - Div 1 Boys-Top 7 Teams-28 Individuals to State - 5K

10/29/2022 - 3:00 pm

Individual Results

Place	Name	Grade	Team	Time	Points		Place	Name	Grade	Team	Time	Points	
1	Tommy Rice	12	GlenOak	15:45.7	1	T	40	Colin Snider	12	Chardon	16:57.3	29	T
2	Elijah Hadler	12	Med Highland	15:54.6	2	T	41	Jake Sebaugh	11	Medina	16:58.1	30	T
3	Theo Papas	12	Green	15:55.9	3	T	42	Zachary Shawala	12	Stow-Munroe Falls	16:59.1	31	
4	Luka Bork	11	Lakewood	15:57.7		I	43	Ayden Boucher	12	Med Highland	16:59.8	32	T
5	Connor Reed	11	Mass. Perry	16:03.0	4	T	44	Connor Scarberry	12	Stow-Munroe Falls	16:59.9	33	
6	Dylan Wood	11	Copley	16:06.7		I	45	Taman Chokshi	10	Chardon	17:00.0	34	T
7	Spiro Papas	12	Green	16:07.0	5	T	46	Dillon Hach	12	Medina	17:00.0	35	T
8	Noah Johnson	12	Hoover	16:11.2	6	I	47	Akshay Elango	12	Revere	17:04.5	36	
9	David D'Altorio	10	Boardman	16:11.3		I	48	Angelo Parrino	12	Shaker Hts.	17:05.7		
10	Billy Dennison	10	Mentor	16:11.7	7	I	49	Alex Kollhoff	10	Madison	17:07.6		
11	Blake Baker	11	Canfield	16:16.3		I	50	Grant Brown	11	Louisville	17:09.0		
12	Tesfaye Young	12	GlenOak	16:17.0	8	T	51	Zavier Medina	10	Hoover	17:11.6	37	
13	Alex Hill	12	Mass. Perry	16:17.9	9	T	52	Brandon Esper	11	Solon	17:12.1	38	
14	Logan Reese	11	Mass. Perry	16:17.9	10	T	53	Carter Hull	11	Mas. Jackson	17:12.3	39	T
15	Marcus Adelman	9	New Philadelphia	16:20.1		I	54	Luke Dorenkott	12	Rocky River	17:12.6	40	
16	Brock Farris	11	Boardman	16:20.6		I	55	Michael Warnement	12	Medina	17:12.7	41	T
17	Jacob Norton	12	Cuy. Falls	16:21.0		I	56	Eric Dando	10	Green	17:12.8	42	T
18	John Corrigan	12	St. Ignatius	16:22.8	11	I	57	Jacob Nieset	10	Chardon	17:12.9	43	T
19	Nate Julien	12	Firestone	16:24.4		I	58	Timmy Hordinski	12	Mentor	17:13.7	44	
20	Micah Bentley	12	Stow-Munroe Falls	16:28.2	12	I	59	Andrew Piehler	12	Medina	17:15.3	45	T
21	James Howell	12	Solon	16:28.7	13	I	60	Maxwell Friedrich	9	St. Ignatius	17:16.3	46	
22	Ty Sgambati	10	Med Highland	16:29.0	14	T	61	Ruairi Zuercher	11	Rocky River	17:16.5	47	
23	Chris Turner	12	Nordonia	16:29.2	15	I	62	Jacob Craig	11	Hoover	17:16.6	48	
24	Santino Ramos	12	Medina	16:29.4	16	T	63	Phillip Coury	12	St. Edward	17:18.2		
25	Luke Bowsby	11	Steele	16:30.1	17	I	64	Makoto Gumpf	11	Chardon	17:22.1	49	T
26	Elliot Zuckett	11	Mas. Jackson	16:31.6	18	T	65	Wesley Marsden	11	GlenOak	17:23.6	50	T
27	Eli Ilg	10	Mas. Jackson	16:32.3	19	T	66	Aiden Fitzgerald	12	Solon	17:23.8	51	
28	Charles Payne	11	Lakewood	16:33.7		I	67	Ben Buehrle	11	Rocky River	17:25.0	52	
29	Ty Perez	11	Steele	16:34.6	20		68	Zack Ploskunak	10	Aurora	17:25.2	53	
30	Michael Petrovic	12	Mentor	16:41.2	21		69	Tyler Ginther	10	Hudson	17:25.4	54	
31	Cooper Reed	12	Mass. Perry	16:42.8	22	T	70	Grant Preto	11	Rocky River	17:25.6	55	
32	Ethan Keating	12	Wooster	16:43.8			71	Anthony DeRubeis	10	Revere	17:25.7	56	
33	William Prato	11	Mas. Jackson	16:46.2	23	T	72	Ryan Bridenthal	10	GlenOak	17:27.2	57	T
34	Santino Diligente	10	Brunswick	16:46.6	24		73	Sean McNulty	10	Mas. Jackson	17:27.2	58	T
35	Cael Ball	11	Mas. Jackson	16:48.1	25	T	74	Josh Ackerman	12	Brecksville	17:29.3		
36	Kyle Cain	12	Austintown-Fitch	16:49.9	26		75	Thomas Ploskunak	11	Aurora	17:29.4	59	
37	Majid Abuau	12	Rocky River	16:50.9	27		76	Edgar San Jose	11	Green	17:29.9	60	T
38	COLIN MARTENS	11	No. Olmsted	16:54.2			77	Zach Bugner	12	Medina	17:30.0	61	T
39	Thomas Nelson	11	Chardon	16:55.0	28	T	78	Sean Lynch	9	GlenOak	17:30.6	62	T



Race 5 - Div 1 Boys-Top 7 Teams-28 Individuals to State - 5K

10/29/2022 - 3:00 pm

Individual Results

Place	Name	Grade	Team	Time	Points	
79	Tyler Schmitz	12	Westlake	17:31.1	63	
80	Josh Henry	12	Green	17:32.5	64	T
81	Josh Jiang	11	Solon	17:33.7	65	
82	Jackson Rood	9	Rocky River	17:34.8	66	
83	Braden Tropf	11	Hoover	17:35.0	67	
84	Greg Ganor	12	Rocky River	17:37.0	68	
85	David Anand	12	Revere	17:37.6	69	
86	Canaan Sommers	9	GlenOak	17:38.0	70	T
87	Micah Riffle-Crogan	10	Austintown-Fitch	17:38.5	71	
88	Ryan Stroom	12	University School	17:38.5	72	
89	Max Makara	11	Brunswick	17:38.9	73	
90	Jared Robinson	11	Midview	17:38.9		
91	Quinn Macphail	10	University School	17:39.6	74	
92	Crew McDaniel	9	Hudson	17:40.7	75	
93	Koren Goss	11	Twinsburg	17:41.3	76	
94	Andrew Bugner	11	Medina	17:42.1	77	T
95	Anthony Spronz	11	Strongsville	17:42.6	78	
96	Lucas Edgell	10	Midview	17:43.2		
97	Gavin Mullen	12	Med Highland	17:44.4	79	T
98	Dustyn Defoor	11	Brunswick	17:45.3	80	
99	Joshua Calzada	10	Chardon	17:45.9	81	T
100	Bradán Schnabel	12	Avon Lake	17:47.1		
101	Aidan Raus	12	Mas. Jackson	17:47.2	82	T
102	Jayvon Pryor	12	Cle. Heights	17:48.3		
103	Vinny Hill	10	Solon	17:48.4	83	
104	Evon Gocan	12	University School	17:48.8	84	
105	Brandon Null	12	Howland	17:50.0		
106	Andrew Long	11	Revere	17:50.8	85	
107	Brogan Roby	12	Austintown-Fitch	17:51.5	86	
108	C.J Lyon	12	St. Ignatius	17:51.8	87	
109	Thomas Mosholder	12	Hoover	17:53.2	88	
110	Zach Paulus	12	Med Highland	17:54.8	89	T
111	Peter Spellacy	10	St. Ignatius	17:55.3	90	
112	Jeremy Snyder	10	Westlake	17:55.7	91	
113	Timothy Shmelter	12	St. Ignatius	17:57.7	92	
114	Donovan Smith	11	Solon	17:58.3	93	
115	Joseph Redle	12	Hoban	17:59.0		
116	Zachary Best	9	Aurora	17:59.2	94	
117	Braedon Paolini	11	GlenOak	17:59.4	95	T

Place	Name	Grade	Team	Time	Points	
118	Will Wells	9	Revere	18:00.2	96	
119	Calo Shiban	12	Mayfield	18:01.1		
120	Donovan Smrek	11	Austintown-Fitch	18:01.4	97	
121	Michael Elsass	10	Green	18:01.7	98	T
122	Charlie Hennessey	11	Westlake	18:01.9	99	
123	George Barker	10	Hudson	18:02.9	100	
124	Donald Shymske	10	Geneva	18:03.6		
125	Nathan Gerhart	12	Nordonia	18:03.9	101	
126	Gavin Rossman	10	Stow-Munroe Falls	18:04.4	102	
127	Trenton Macura	12	Stow-Munroe Falls	18:04.7	103	
128	Liam Walsh	11	Westlake	18:04.9	104	
129	Max Howard	12	Twinsburg	18:05.5	105	
130	Nate Henderson	9	Hudson	18:05.6	106	
131	Owen Rair	12	Mass. Perry	18:05.8	107	T
132	Matthew Spochak	11	Chardon	18:06.4	108	T
133	Sam Hopp	9	Twinsburg	18:06.6	109	
134	Justin Sahli	10	Austintown-Fitch	18:08.2	110	
135	Ryan Olver	10	Mentor	18:08.8	111	
136	Vince Petitto	11	Brunswick	18:09.1	112	
137	Kaleb Rayle	11	Nordonia	18:09.3	113	
138	Liam Noss	12	Avon Lake	18:09.5		
139	Michael Rose	11	Strongsville	18:09.9	114	
140	Kaden Seredick	10	Nordonia	18:11.9	115	
141	Zachary Janus	11	Midview	18:12.8		
142	Ben Pine	12	Green	18:13.1	116	T
143	Zachary Zabell	12	Aurora	18:14.3	117	
144	Jayden Simonson	9	Mass. Perry	18:14.6	118	T
145	Chase Greppin	11	University School	18:14.8	119	
146	Izaiah Siler	10	Madison	18:15.6		
147	Aiden Bennage	12	Twinsburg	18:15.7	120	
148	Brayden Carlson	11	Mentor	18:15.9	121	
149	Mason Wright	12	Med Highland	18:16.2	122	T
150	Henry Isaacs	11	Steele	18:18.9	123	
151	Ben Susi	10	Steele	18:19.0	124	
152	Jacob Michalak	10	Steele	18:19.8	125	
153	Jos Jenyk	11	Twinsburg	18:23.5	126	
154	Devan Perera	11	Twinsburg	18:23.7	127	
155	Cayden Jones	11	Austintown-Fitch	18:25.0	128	
156	Andy Cundra	11	Nordonia	18:25.4	129	



Race 5 - Div 1 Boys-Top 7 Teams-28 Individuals to State - 5K

10/29/2022 - 3:00 pm

Individual Results

Place	Name	Grade	Team	Time	Points
157	Andrew Schuller	12	Brunswick	18:26.3	130
158	Jack O'Neill	10	University School	18:27.6	131
159	Jordan Nutaitis	12	Strongsville	18:28.4	132
160	Joey Burger	11	Mentor	18:28.4	133
161	Bradley Schuster	9	Hudson	18:28.9	134
162	Nathan Eminian	9	Aurora	18:29.4	135
163	Andrew Hinkle	12	Hudson	18:29.4	136
164	William Hennessey	11	Westlake	18:33.7	137
165	Logan Warner	12	Med Highland	18:34.4	138 T
166	Colin LeVan	12	Hudson	18:34.6	139
167	Asa Nicely	9	Steele	18:35.1	140
168	Zachary Richards	12	Stow-Munroe Falls	18:36.4	141
169	Brogan Hartup	11	Westlake	18:40.7	142
170	Matthew Schwass	12	Strongsville	18:42.6	143
171	Devon McDonough	11	Brunswick	18:43.0	144
172	Brendan Gartland	9	Strongsville	18:44.5	145
173	Matthew Walker	9	Steele	18:45.5	146
174	Brendan McGraw	10	St. Ignatius	18:47.7	147
175	Gabriel Mcholm	11	Hoover	18:53.4	148
176	Hayden Giauque	11	Mass. Perry	18:54.2	149 T
177	Sam Wales-McGrath	11	Twinsburg	18:55.2	150
178	Troy Federici	11	Eastlake North	19:00.7	
179	Alex Temnorod	12	University School	19:02.3	151
180	Charles Kasper	12	Solon	19:09.2	152
181	Rhami Istanbouli	10	Strongsville	19:12.7	153
182	Ethan Bizjak	9	University School	19:13.1	154
183	Justin Roberts	11	Nordonia	19:13.9	155
184	Nolan Luther	10	Revere	19:15.8	156
185	Philip Liu	12	Revere	19:16.5	157
186	Dominic Yacobozzi	11	Austintown-Fitch	19:17.6	158
187	Alexander Tillia	12	Strongsville	19:19.8	159
188	Robert Will	11	Aurora	19:27.8	160
189	Riley Thaxton	12	Nordonia	19:28.1	161
190	John Jatsyshyn	10	Westlake	19:31.1	162
191	Kevin Renner	11	Hoover	19:44.5	163
192	Corbin Klein	9	Brunswick	20:26.4	164
193	Porter Aradema	12	Aurora	20:40.7	165

