






















OHSAA Regional XC Championships - Boardman Youngstown

Race 6 - Div 1 Girls-Top 8 Teams-32 Individuals to State - 5K

10/29/2022 - 3:45 pm

Team Results






















Place	Team	Score	Team Time	Runner Avg	Avg Mile	5 Man Gap	Finish Order	Scoring Order
1	 Westlake	63	Q 1:36:28	19:18	6:13	2:02	2-7-11-23-31-66-153	1-6-10-20-26-59-133
2	 Shaker Hts.	125	Q 1:40:09	20:02	6:27	0:50	16-24-30-36-41-60-121	14-21-25-30-35-53-104
3	 Avon	157	Q 1:40:31	20:07	6:29	1:40	6-12-39-53-68-114-124	5-11-33-47-61-97-107
4	 Medina	158	Q 1:40:33	20:07	6:29	1:39	10-20-32-42-80-129-148	9-17-27-36-69-111-129
5	 Rocky River	192	Q 1:41:22	20:17	6:32	1:52	4-45-46-58-65-130-141	3-39-40-52-58-112-122
6	 Revere	209	Q 1:41:17	20:16	6:32	2:25	8-9-43-55-126-133-149	7-8-37-49-108-115-130
7	 Mentor	224	Q 1:41:37	20:20	6:33	2:26	3-40-61-71-84-89-92	2-34-54-63-71-75-78
8	 Cle. St. Jos	246	Q 1:42:16	20:28	6:35	2:09	14-21-27-100-127-155-169	12-18-24-83-109-135-148
9	 Brunswick	284	1:43:40	20:44	6:41	1:40	22-37-56-97-120-131-143	19-31-50-81-103-113-124
10	 Mas. Jackson	329	1:44:22	20:53	6:44	1:50	17-38-104-113-116-132-139	15-32-87-96-99-114-120
11	 Uniont. Lake	330	1:43:38	20:44	6:41	2:58	5-72-75-82-144-147-176	4-64-67-70-125-128-155
12	 GlenOak	332	1:44:40	20:56	6:45	1:20	33-51-87-108-112-115-166	28-45-73-91-95-98-145
13	 Brecksville	344	1:44:50	20:58	6:45	1:21	34-57-91-103-118-128-151	29-51-77-86-101-110-132
14	 Magnificat	358	1:45:28	21:06	6:48	0:54	48-67-98-102-106-145-168	42-60-82-85-89-126-147
15	 Steele	363	1:44:41	20:57	6:45	2:18	15-62-64-135-140-160-189	13-55-57-117-121-140-168
16	 Stow-Munroe Falls	378	1:44:55	20:59	6:46	2:27	19-26-93-142-157-170-182	16-23-79-123-137-149-161
17	 Chardon	396	1:45:48	21:10	6:49	1:35	44-54-88-122-150-161-174	38-48-74-105-131-141-153
18	 Hudson	423	1:46:28	21:18	6:52	1:34	49-74-105-109-154-159-167	43-66-88-92-134-139-146
19	 Paine. Riverside	431	1:46:21	21:17	6:51	2:37	25-63-85-158-164-171-179	22-56-72-138-143-150-158
20	 Boardman	441	1:47:14	21:27	6:55	2:16	70-73-79-107-177-181-186	62-65-68-90-156-160-165
21	 Wooster	460	1:47:28	21:30	6:56	2:12	52-90-110-111-172-180-184	46-76-93-94-151-159-163



Race 6 - Div 1 Girls-Top 8 Teams-32 Individuals to State - 5K

10/29/2022 - 3:45 pm

Team Results

Place	Team	Score	Team Time	Runner Avg	Avg Mile	5 Man Gap	Finish Order	Scoring Order
22	 Hoover	494	1:47:18	21:28	6:55	1:25	47-119-123-136-146-162-173	41-102-106-118-127-142-152
23	 Green	565	1:50:01	22:01	7:05	2:06	95-101-117-165-178-185-188	80-84-100-144-157-164-167
24	 Nordonia	569	1:49:23	21:53	7:03	2:24	50-134-138-156-175-183-187	44-116-119-136-154-162-166
DNP	 Olmsted Falls		38:21	19:11	6:11		1-59	2 Runners
DNP	 Mass. Perry		41:12	20:36	6:38		35-81	2 Runners
DNP	 Wadsworth		41:53	20:57	6:45		76-78	2 Runners
DNP	 Med Highland		19:30	19:30	6:17		13	1 Runner
DNP	 Strongsville		19:42	19:42	6:21		18	1 Runner
DNP	 Berea-Midpark		19:55	19:55	6:25		28	1 Runner
DNP	 Louisville		19:55	19:55	6:25		29	1 Runner
DNP	 Lakewood		20:51	20:51	6:43		69	1 Runner
DNP	 Aurora		20:57	20:57	6:45		77	1 Runner
DNP	 New Philadelphia		21:01	21:01	6:46		83	1 Runner
DNP	 No. Royalton		21:02	21:02	6:47		86	1 Runner
DNP	 Madison		21:14	21:14	6:50		94	1 Runner
DNP	 Barberton		21:19	21:19	6:52		96	1 Runner
DNP	 Roosevelt		21:21	21:21	6:53		99	1 Runner
DNP	 Solon		21:36	21:36	6:57		125	1 Runner
DNP	 Mayfield		21:49	21:49	7:02		137	1 Runner
DNP	 Dover		22:06	22:06	7:07		152	1 Runner
DNP	 Walsh Jesuit		22:26	22:26	7:14		163	1 Runner



Race 6 - Div 1 Girls-Top 8 Teams-32 Individuals to State - 5K

10/29/2022 - 3:45 pm

Individual Results

Place	Name	Grade	Team	Time	Points	Place	Name	Grade	Team	Time	Points
1	Katie Clute	12	Olmsted Falls	17:40.2	I	40	Maddi Clark	12	Mentor	20:25.2	34 T
2	Sarah Peer	11	Westlake	17:57.6	1 T	41	Cami Blaszak	11	Shaker Hts.	20:26.7	35 T
3	Savannah Dennison	12	Mentor	18:34.7	2 T	42	Alexis Warnement	9	Medina	20:26.8	36 T
4	Brianna Chaves	11	Rocky River	18:54.5	3 T	43	Caroline Wilson	9	Revere	20:26.9	37 T
5	Daniela Scheffler	10	Uniont. Lake	18:56.5	4 I	44	Rae Kawalec	11	Chardon	20:27.4	38
6	Kaitlyn Reese	9	Avon	19:10.3	5 T	45	Grace Lavelle	10	Rocky River	20:30.3	39 T
7	Sydney Peer	12	Westlake	19:13.4	6 T	46	Katie Stirm	10	Rocky River	20:30.4	40 T
8	Megan Diulus	12	Revere	19:13.7	7 T	47	Mya Miller	12	Hoover	20:30.6	41
9	Ellie Meech	11	Revere	19:19.6	8 T	48	Mariella Mayer	11	Magnificat	20:30.9	42
10	Mia Heine	11	Medina	19:20.3	9 T	49	Katie Will	9	Hudson	20:35.5	43
11	Ellie Irwin	11	Westlake	19:26.8	10 T	50	Emerson Beery	9	Nordonia	20:36.3	44
12	Maddie Harrington	11	Avon	19:28.8	11 T	51	Panagiota Tzouloufis	9	GlenOak	20:36.7	45
13	Kelsey Sheridan	12	Med Highland	19:29.3	I	52	Gabriella Signorino	10	Wooster	20:36.9	46
14	Ali Blouch	12	Cle. St. Jos	19:32.0	12 T	53	Carolina Reed	10	Avon	20:36.9	47 T
15	Aurora Wilson	12	Steele	19:32.7	13 I	54	Briella Hewitt	9	Chardon	20:37.9	48
16	Darby Murlin	11	Shaker Hts.	19:36.8	14 T	55	Keira Lang	--	Revere	20:38.3	49 T
17	Kailey Zagst	12	Mas. Jackson	19:38.9	15 I	56	Amber Kemmann	10	Brunswick	20:39.3	50
18	Jenny Guo	9	Strongsville	19:41.6	I	57	Kendall Brown	10	Brecksville	20:39.5	51
19	Jayla Atkinson	11	Stow-Munroe Falls	19:44.0	16 I	58	Jane Rathbun	10	Rocky River	20:40.3	52 T
20	Cara Razavi	12	Medina	19:47.0	17 T	59	Samantha Goodnough	11	Olmsted Falls	20:40.3	
21	Grace Rowell	11	Cle. St. Jos	19:47.8	18 T	60	Annabel Coxon	11	Shaker Hts.	20:40.4	53 T
22	Teodora Iovi	12	Brunswick	19:49.7	19 I	61	Ada Sabo	11	Mentor	20:44.0	54 T
23	Julia Richards	9	Westlake	19:50.3	20 T	62	Catherine Turner	12	Steele	20:44.0	55
24	Grace Kaelber	10	Shaker Hts.	19:50.7	21 T	63	Gabriella D'Amico	11	Paine. Riverside	20:45.7	56
25	Taylor Jasinski	12	Paine. Riverside	19:51.6	22 I	64	Katherine Low	10	Steele	20:45.9	57
26	Deena Ingrassia	11	Stow-Munroe Falls	19:54.1	23 I	65	Allie Dewey	10	Rocky River	20:46.5	58 T
27	Sarah Scott	12	Cle. St. Jos	19:54.1	24 T	66	Maggie Hennessey	10	Westlake	20:49.7	59 T
28	Brooke Bechtel	12	Berea-Midpark	19:54.2	I	67	Mikaela Davala	9	Magnificat	20:50.1	60
29	Kylah Meyer	9	Louisville	19:54.6	I	68	Anna Argabright	11	Avon	20:50.2	61 T
30	Elizabeth Murlin	11	Shaker Hts.	19:59.3	25 T	69	Josie Kavc	10	Lakewood	20:50.7	
31	Christina Ware	11	Westlake	19:59.6	26 T	70	Morgan Russo	11	Boardman	20:50.8	62
32	Haley Black	10	Medina	20:00.1	27 T	71	Kylie Beucler	12	Mentor	20:52.0	63 T
33	Nora Salem	11	GlenOak	20:06.7	28	72	Adison Wierzbicki	10	Uniont. Lake	20:53.0	64
34	Mari Pizem	11	Brecksville	20:08.3	29	73	Gabby Vennetti	10	Boardman	20:53.8	65
35	Chloe Dostal	10	Mass. Perry	20:11.8		74	Savannah Reaper	10	Hudson	20:54.4	66
36	Alexa Carpenter	9	Shaker Hts.	20:15.4	30 T	75	Lily Cross	10	Uniont. Lake	20:54.5	67
37	Alexis Tracy	11	Brunswick	20:21.4	31	76	Kailyn Biecker	11	Wadsworth	20:54.7	
38	Ella Degenhard	10	Mas. Jackson	20:24.7	32	77	Grace Barto	12	Aurora	20:56.2	
39	Maddie Gettings	9	Avon	20:24.8	33 T						



Race 6 - Div 1 Girls-Top 8 Teams-32 Individuals to State - 5K

10/29/2022 - 3:45 pm

Individual Results

Place	Name	Grade	Team	Time	Points
78	Cami Ross	9	Wadsworth	20:58.2	
79	Lauren Bero	12	Boardman	20:58.4	68
80	Ruth Schmeller	11	Medina	20:58.4	69 T
81	Lea Householder	9	Mass. Perry	20:59.5	
82	Charli Evanish	9	Uniont. Lake	20:59.6	70
83	Cambri Mushrush	12	New Philadelphia	21:00.1	
84	Nora Kraska	10	Mentor	21:00.5	71 T
85	Megan Sullivan	10	Paine. Riverside	21:00.9	72
86	Haris Giannakidis	10	No. Royalton	21:01.9	
87	Jenna Delp	12	GlenOak	21:05.0	73
88	Cate Dawson	11	Chardon	21:06.3	74
89	Addison Lyles	11	Mentor	21:09.3	75 T
90	Mattie Dunlap	11	Wooster	21:09.7	76
91	Kate Butler	11	Brecksville	21:10.4	77
92	Caitlin Byrne	10	Mentor	21:11.2	78 T
93	Ellie Brosch	11	Stow-Munroe Falls	21:13.4	79
94	Clara Klein	12	Madison	21:13.8	
95	Caroline Witmer	10	Green	21:16.2	80
96	Hannah Swanson	10	Barberton	21:18.6	
97	Lindsay Wolf	12	Brunswick	21:19.3	81
98	Allison Sanchez	10	Magnificat	21:20.6	82
99	Jeanie Barzellato	11	Roosevelt	21:20.9	
100	Bridget Mullen	10	Cle. St. Jos	21:21.2	83 T
101	Allison Cicerchi	9	Green	21:21.4	84
102	Megan Martin	9	Magnificat	21:21.8	85
103	Genevieve Ruth	12	Brecksville	21:21.8	86
104	Emily Derosa	12	Mas. Jackson	21:22.2	87
105	Lena Clemens	12	Hudson	21:23.6	88
106	Caroline Donnelly	12	Magnificat	21:24.0	89
107	Mackenzie Riccitelli	11	Boardman	21:24.7	90
108	Brooklyn Maurer	9	GlenOak	21:24.8	91
109	Yuna Ravasio	9	Hudson	21:25.1	92
110	Olivia Hiner	12	Wooster	21:25.9	93
111	Ani Tzonev	9	Wooster	21:26.1	94
112	Emily May	12	GlenOak	21:26.4	95
113	Lilly Caldwell	9	Mas. Jackson	21:26.8	96
114	Anika Singh	10	Avon	21:27.2	97 T
115	Sophia Ngetich	10	GlenOak	21:27.6	98
116	Samantha Strifler	10	Mas. Jackson	21:28.7	99

Place	Name	Grade	Team	Time	Points
117	Avery Price	10	Green	21:28.9	100
118	Jasmin Plusnin	11	Brecksville	21:29.3	101
119	Allison Wims	12	Hoover	21:29.4	102
120	Emily Thornberry	11	Brunswick	21:29.5	103
121	Jenna Englander	10	Shaker Hts.	21:30.6	104 T
122	Giada DAgostino	11	Chardon	21:33.4	105
123	Addison Miller	10	Hoover	21:34.4	106
124	Sarah Pomfrey	11	Avon	21:35.1	107 T
125	Sarah Baker	12	Solon	21:35.1	
126	Laura Wagner	11	Revere	21:37.8	108 T
127	Erin Hvizdos	11	Cle. St. Jos	21:40.3	109 T
128	Ava Graziano	11	Brecksville	21:40.7	110
129	Aubree Neura	12	Medina	21:43.2	111 T
130	Corrine Angney	9	Rocky River	21:44.6	112 T
131	Olivia Komperda	10	Brunswick	21:44.8	113
132	Riley Doemel	12	Mas. Jackson	21:45.0	114
133	Charlotte Keenan	10	Revere	21:47.3	115 T
134	Payton Pelkowski	10	Nordonia	21:47.5	116
135	Sophia Pecora	10	Steele	21:47.8	117
136	Anna Donaldson	11	Hoover	21:48.0	118
137	Kamilla Fekete	9	Mayfield	21:48.1	
138	Maria Buzogany	12	Nordonia	21:49.0	119
139	Grace Williams	11	Mas. Jackson	21:49.8	120
140	Winter Carrell	10	Steele	21:50.0	121
141	Lauren Lavelle	9	Rocky River	21:50.8	122 T
142	Sydney Pitcovich	12	Stow-Munroe Falls	21:52.2	123
143	Aubree Stein	11	Brunswick	21:52.9	124
144	Riley Holland	10	Uniont. Lake	21:54.1	125
145	Ellie Lashutka	12	Magnificat	21:54.4	126
146	Lauren West	11	Hoover	21:54.9	127
147	June Price	10	Uniont. Lake	21:55.9	128
148	Abby Petz	10	Medina	21:57.6	129 T
149	Allyson Schultz	10	Revere	22:00.1	130 T
150	Lydia Emerine	11	Chardon	22:02.2	131
151	Sydney Speeth	9	Brecksville	22:04.1	132
152	Sydney Stevenson	10	Dover	22:05.9	
153	Sarah Colman	12	Westlake	22:06.2	133 T
154	Sienna Pinson	10	Hudson	22:09.2	134
155	Tacy Kratt	12	Cle. St. Jos	22:09.7	135 T



Race 6 - Div 1 Girls-Top 8 Teams-32 Individuals to State - 5K

10/29/2022 - 3:45 pm

Individual Results

Place	Name	Grade	Team	Time	Points
156	Sarah Sedor	10	Nordonia	22:10.3	136
157	Lily Baker	12	Stow-Munroe Falls	22:11.0	137
158	Zoe Seabeck	12	Paine. Riverside	22:14.0	138
159	Abby Henderson	9	Hudson	22:17.8	139
160	Alaina Alflen	9	Steele	22:18.5	140
161	Rylie Johnston	10	Chardon	22:20.2	141
162	Leah Fisher	11	Hoover	22:20.3	142
163	Anysia Reimund	11	Walsh Jesuit	22:25.9	
164	Kate Meinke	10	Paine. Riverside	22:28.5	143
165	Paige Miller	12	Green	22:32.6	144
166	Jada Ames	--	GlenOak	22:35.3	145
167	Maddie Halford	9	Hudson	22:39.7	146
168	Brooklyn Ramos-Kelly	11	Magnificat	22:42.5	147
169	Grace Harris	10	Cle. St. Jos	22:43.2	148 T
170	Grace Decker	12	Stow-Munroe Falls	22:43.9	149
171	Gigi DeMarco	11	Paine. Riverside	22:47.3	150
172	Rosalind Holt-Frank	11	Wooster	22:48.7	151
173	Isabella Ohler	10	Hoover	22:51.1	152
174	Doris Taucher	11	Chardon	22:56.5	153
175	Olivia Pecic	9	Nordonia	22:59.6	154
176	Delaney Laudermilk	10	Uniont. Lake	22:59.9	155
177	Cara Zawrotuk	11	Boardman	23:06.2	156
178	Grace Budziak	12	Green	23:21.5	157
179	Mckenna Blore	11	Paine. Riverside	23:21.8	158
180	Keely Stasiowski	11	Wooster	23:29.2	159
181	Mia Brown	9	Boardman	23:33.2	160
182	Abby Dunmire	11	Stow-Munroe Falls	23:33.4	161
183	Arijana Smajlovic	11	Nordonia	23:57.3	162
184	Audrey Miller	12	Wooster	23:57.8	163
185	Caroline Hayn	10	Green	23:58.8	164
186	Lauren Swantek	9	Boardman	24:10.3	165
187	Avery Holtz	9	Nordonia	24:17.2	166
188	Olivia Muzi	9	Green	24:47.1	167
189	Kaitlyn Meyer	9	Steele	24:59.3	168

