






















OHSAA Regional XC Championships - Boardman Youngstown

Race 3 - Div 2 Boys-Top 6 Teams-24 Individuals to State - 5K

10/29/2022 - 1:00 pm

Team Results















Place	Team	Score	Team Time	Runner Avg	Avg Mile	5 Man Gap	Finish Order	Scoring Order
1	 Marlington	37	Q 1:21:59	16:24	5:17	1:12	1-3-4-14-24-26-90	1-3-4-11-18-20-77
2	 Woodridge	103	Q 1:25:26	17:06	5:30	1:29	5-9-23-39-50-80-81	5-8-17-31-42-68-69
3	 Hawken	118	Q 1:26:26	17:18	5:34	0:56	15-27-30-34-43-68-93	12-21-24-26-35-56-79
4	 West Geauga	150	Q 1:26:32	17:19	5:35	2:01	2-19-37-51-73-131-134	2-15-29-43-61-115-118
5	 CVCA	160	Q 1:27:30	17:30	5:38	1:12	17-29-36-48-66-86-87	14-23-28-40-55-73-74
6	 Kenston	190	Q 1:28:12	17:39	5:41	1:05	16-41-53-57-58-85-111	13-33-45-49-50-72-95
7	 Bay	202	1:29:01	17:49	5:44	0:36	35-38-40-56-77-83-108	27-30-32-48-65-70-92
8	 Chardon NDCL	221	1:28:12	17:39	5:41	2:11	7-20-49-71-114-133-140	7-16-41-59-98-117-123
9	 Lakeview	266	1:29:17	17:52	5:45	1:52	6-47-78-88-95-127-129	6-39-66-75-80-111-113
10	 Fair. Park Fairview	266	1:29:25	17:53	5:46	1:45	12-54-69-79-102-130-132	10-46-57-67-86-114-116
11	 Tallmadge	273	1:29:40	17:56	5:47	1:59	11-45-52-103-112-113-135	9-37-44-87-96-97-119
12	 Cloverleaf	294	1:30:37	18:08	5:50	1:05	42-62-63-70-115-124-126	34-51-52-58-99-108-110
13	 Akron SVSM	303	1:30:27	18:06	5:50	1:18	32-72-74-75-109-138	25-60-62-63-93-122
14	 Orange	337	1:31:10	18:14	5:53	1:48	28-44-98-110-119-136-137	22-36-82-94-103-120-121
15	 Salem	338	1:30:44	18:09	5:51	1:37	25-64-101-106-107-141-145	19-53-85-90-91-124-128
16	 Field	349	1:31:16	18:16	5:53	0:48	46-76-89-99-104-105-117	38-64-76-83-88-89-101
17	 Beachwood	406	1:32:29	18:30	5:58	1:07	65-91-97-100-125-142-146	54-78-81-84-109-125-129
18	 Keystone	436	1:33:10	18:38	6:00	1:10	55-84-121-122-123-128-144	47-71-105-106-107-112-127
19	 Ash. Edgewood	562	1:38:26	19:42	6:21	2:11	116-118-120-143-147-148	100-102-104-126-130-131
DNP	 Norwayne		38:31	19:16	6:12		96-139	2 Runners
DNP	 Hubbard		16:43	16:43	5:23		8	1 Runner



Race 3 - Div 2 Boys-Top 6 Teams-24 Individuals to State - 5K

10/29/2022 - 1:00 pm

Team Results

Place	Team	Score	Team Time	Runner Avg	Avg Mile	5 Man Gap	Finish Order	Scoring Order
DNP	 Poland Seminary		16:47	16:47	5:24		10	1 Runner
DNP	 Jefferson Area		16:48	16:48	5:25		13	1 Runner
DNP	 Coventry		16:51	16:51	5:26		18	1 Runner
DNP	 Ak. Springfield		16:54	16:54	5:27		21	1 Runner
DNP	 Streetsboro		16:55	16:55	5:27		22	1 Runner
DNP	 Norton		17:20	17:20	5:35		31	1 Runner
DNP	 West Branch		17:25	17:25	5:37		33	1 Runner
DNP	 Triway		17:55	17:55	5:46		59	1 Runner
DNP	 Ursuline		17:55	17:55	5:46		60	1 Runner
DNP	 CF Northwest		17:58	17:58	5:47		61	1 Runner
DNP	 Orrville		18:05	18:05	5:50		67	1 Runner
DNP	 Fairless		18:13	18:13	5:52		82	1 Runner
DNP	 Chagrin Falls		18:22	18:22	5:55		92	1 Runner
DNP	 Elyria Catholic		18:26	18:26	5:56		94	1 Runner



Race 3 - Div 2 Boys-Top 6 Teams-24 Individuals to State - 5K

10/29/2022 - 1:00 pm

Individual Results

Place	Name	Grade	Team	Time	Points		Place	Name	Grade	Team	Time	Points	
1	Colin Cernansky	11	Marlington	15:47.2	1	T	40	Michael Hanselman	10	Bay	17:44.3	32	
2	Daniel Kearns	12	West Geauga	16:06.1	2	T	41	Martin Weber	11	Kenston	17:44.7	33	T
3	Nash Minor	12	Marlington	16:08.0	3	T	42	Nathan Naples	12	Cloverleaf	17:44.8	34	
4	Michael Nicholls	11	Marlington	16:16.0	4	T	43	Jeremy Hofius	10	Hawken	17:44.9	35	T
5	Seth Singer	12	Woodridge	16:18.8	5	T	44	Brian Gent	12	Orange	17:45.0	36	
6	Zac Haley	12	Lakeview	16:34.6	6	I	45	Drew Black	12	Tallmadge	17:45.8	37	
7	Anthony Ciecierski	11	Chardon NDCL	16:38.3	7	I	46	Ammon Hottensmith	12	Field	17:46.0	38	
8	Brayden Murray	12	Hubbard	16:42.3		I	47	Griffin Oravec	10	Lakeview	17:46.2	39	
9	Sam Su	11	Woodridge	16:42.5	8	T	48	Micah Colbert	9	CVCA	17:46.3	40	T
10	Logan Flament	12	Poland Seminary	16:46.3		I	49	Andrew Downing	10	Chardon NDCL	17:46.5	41	
11	Joey Naiman	11	Tallmadge	16:46.9	9	I	50	Steven Duffy	11	Woodridge	17:47.2	42	T
12	Ben Myers	12	Fair. Park Fairview	16:47.4	10	I	51	Grant Congdon	12	West Geauga	17:47.8	43	T
13	Stephen Sly	12	Jefferson Area	16:47.8		I	52	Collin Adams	11	Tallmadge	17:48.4	44	
14	Cohen Boyce	12	Marlington	16:48.7	11	T	53	Robert Phillips	12	Kenston	17:49.6	45	T
15	Nick Garcia-Whitko	11	Hawken	16:49.1	12	T	54	Tyson Crandall	11	Fair. Park Fairview	17:50.1	46	
16	Kyle McMahan	11	Kenston	16:50.1	13	T	55	Micheal Gale	11	Keystone	17:51.9	47	
17	Jack Curtis	12	CVCA	16:50.1	14	T	56	James Chilton	12	Bay	17:53.0	48	
18	Tyson Denison	12	Coventry	16:51.0		I	57	Guy DiFini	12	Kenston	17:53.2	49	T
19	Matthew Dienes	11	West Geauga	16:52.1	15	T	58	Christian Lioudis	11	Kenston	17:54.4	50	T
20	Brian Bates	12	Chardon NDCL	16:52.9	16	I	59	Cayden Speicher	12	Triway	17:54.4		
21	Peyton Carney	11	Ak. Springfield	16:53.9		I	60	Jarett Gordulic	12	Ursuline	17:54.5		
22	Zachary Vales	12	Streetsboro	16:54.6		I	61	Dylan Easterling	11	CF Northwest	17:57.2		
23	Robbie Champa	12	Woodridge	16:55.3	17	T	62	Vova Herdman	12	Cloverleaf	17:57.3	51	
24	Logan Citino	11	Marlington	16:58.5	18	T	63	Brett Gucker	12	Cloverleaf	17:59.6	52	
25	Will Madison	11	Salem	17:00.3	19		64	Parker Warren	10	Salem	18:00.7	53	
26	Luke Ryan	10	Marlington	17:03.2	20	T	65	Vincent Crenshaw	12	Beachwood	18:01.0	54	
27	Parker Carrus	11	Hawken	17:08.3	21	T	66	Leo Smith	12	CVCA	18:01.7	55	T
28	Christopher Utech	11	Orange	17:12.0	22		67	Josh Rittgers	12	Orrville	18:04.7		
29	Carter Lee	12	CVCA	17:15.5	23	T	68	Logan Miller	10	Hawken	18:04.8	56	T
30	Sam Cohen	11	Hawken	17:16.2	24	T	69	Roman Ramsdell	9	Fair. Park Fairview	18:05.2	57	
31	Ryan Ehrlar	11	Norton	17:19.6			70	Gavin Forbes	9	Cloverleaf	18:05.7	58	
32	Andy Thomas	12	Akron SVSM	17:24.5	25		71	Matt Hoffman	11	Chardon NDCL	18:05.7	59	
33	Michael Dorris	11	West Branch	17:24.7			72	Michael Walter	11	Akron SVSM	18:06.3	60	
34	Tommy Mooney	10	Hawken	17:26.7	26	T	73	John Mikes	12	West Geauga	18:06.4	61	T
35	Connor Spellman	10	Bay	17:33.0	27		74	Sam Robinson	10	Akron SVSM	18:06.9	62	
36	Lucas Mitchell	11	CVCA	17:35.6	28	T	75	Patrick Scahill	10	Akron SVSM	18:06.9	63	
37	Christopher Whiting	12	West Geauga	17:39.2	29	T	76	Sean Silk	11	Field	18:07.0	64	
38	Kieran Ripley	9	Bay	17:41.7	30		77	William Dunstan	11	Bay	18:08.2	65	
39	Harvey Kever	11	Woodridge	17:42.0	31	T	78	Evan Hyde	11	Lakeview	18:09.9	66	



Race 3 - Div 2 Boys-Top 6 Teams-24 Individuals to State - 5K

10/29/2022 - 1:00 pm

Individual Results

Place	Name	Grade	Team	Time	Points
79	Owen Darnell	11	Fair. Park Fairview	18:10.0	67
80	Ben LeBay	9	Woodridge	18:10.9	68 T
81	Josh Stetler	11	Woodridge	18:11.0	69 T
82	Andrew Hearn	--	Fairless	18:12.9	
83	Roan Williams	12	Bay	18:13.1	70
84	Michael Spatafore	12	Keystone	18:14.2	71
85	Sean Tobin	11	Kenston	18:15.2	72 T
86	Xavier Maianu	11	CVCA	18:15.6	73 T
87	Luke Coblenz	12	CVCA	18:17.4	74 T
88	Jaden KROPP	11	Lakeview	18:19.4	75
89	Billy Silk	11	Field	18:19.6	76
90	Jase Brock	9	Marlington	18:20.6	77 T
91	Max Kuenzler	11	Beachwood	18:21.3	78
92	Jimmy Mooney	12	Chagrin Falls	18:21.7	
93	Chase Levey	9	Hawken	18:24.5	79 T
94	Thomas Moore	12	Elyria Catholic	18:25.5	
95	Mason Wheeler	10	Lakeview	18:26.6	80
96	Beau Polen	11	Norwayne	18:27.1	
97	Probir Mukherjee	11	Beachwood	18:28.0	81
98	Ishan Bhatt	9	Orange	18:29.1	82
99	Parker Shutty	10	Field	18:29.5	83
100	Henrik Burda	10	Beachwood	18:30.5	84
101	Collin Helmick	12	Salem	18:31.0	85
102	Enzo Carlozzi	12	Fair. Park Fairview	18:31.9	86
103	Micah Gurley	9	Tallmadge	18:33.3	87
104	Evan Pruszynski	9	Field	18:33.7	88
105	Carter Little	11	Field	18:34.0	89
106	Hayden Thompson	11	Salem	18:34.4	90
107	Lukas Ganslein	12	Salem	18:37.3	91
108	Iain Ray	12	Bay	18:38.4	92
109	Steve Jones	12	Akron SVSM	18:42.0	93
110	Nicolas Bustamante	10	Orange	18:44.1	94
111	Dominic Fontana	11	Kenston	18:44.4	95 T
112	Ben Breiding	9	Tallmadge	18:44.9	96
113	Eric Prior	12	Tallmadge	18:47.7	97
114	Sean Butler	10	Chardon NDCL	18:48.5	98
115	Caleb Neville	9	Cloverleaf	18:49.1	99
116	Braylon Wetherbee	11	Ash. Edgewood	18:53.4	100
117	Domynik Dilley	12	Field	18:54.4	101

Place	Name	Grade	Team	Time	Points
118	Drew Hlavtut	11	Ash. Edgewood	18:56.1	102
119	Brandon Gent	10	Orange	18:59.5	103
120	Adam Hamilton	10	Ash. Edgewood	19:00.2	104
121	Cody Grimmer	12	Keystone	19:00.7	105
122	Roy Herbold	9	Keystone	19:01.0	106
123	Evandor Fedor	11	Keystone	19:01.8	107
124	Hunter Stallings	12	Cloverleaf	19:07.0	108
125	Junbo Wang	9	Beachwood	19:07.9	109
126	Ethan Vaughn	12	Cloverleaf	19:09.0	110
127	Trent Miller	10	Lakeview	19:10.6	111
128	Craig Stroud	9	Keystone	19:10.8	112
129	Luke Whitmore	10	Lakeview	19:12.5	113
130	Max Edwards	10	Fair. Park Fairview	19:14.1	114
131	Thomas Hensley	11	West Geauga	19:14.6	115 T
132	Bryce Reis	9	Fair. Park Fairview	19:17.0	116
133	Quinton Linnert	9	Chardon NDCL	19:17.1	117
134	Adam Fousek	11	West Geauga	19:21.5	118 T
135	Angelo Miller	12	Tallmadge	19:23.1	119
136	Galvin Dovgan	9	Orange	19:24.3	120
137	Aidan Kozak	12	Orange	19:33.1	121
138	Augustine Leung	12	Akron SVSM	19:44.8	122
139	Tripp Wingate	10	Norwayne	20:03.4	
140	Peter Bates	10	Chardon NDCL	20:20.4	123
141	Tanner Flickinger	12	Salem	20:21.3	124
142	Alex Eisengart	10	Beachwood	20:30.4	125
143	Hunter Caruso	10	Ash. Edgewood	20:31.6	126
144	Carter Taylor	12	Keystone	20:34.4	127
145	Cooper Barth	9	Salem	20:48.5	128
146	Alex Bravo	10	Beachwood	20:55.3	129
147	Aaron Fertig	10	Ash. Edgewood	21:04.3	130
148	John Cline	9	Ash. Edgewood	22:15.0	131

