






















# OHSAA Regional XC Championships - Boardman Youngstown

## Race 4 - Div 2 Girls-Top 6 Teams-24 Individuals to State - 5K

10/29/2022 - 1:45 pm

### Team Results



Place	Team	Score	Team Time	Runner Avg	Avg Mile	5 Man Gap	Finish Order	Scoring Order
1	 Kenston	108	Q 1:42:27	20:30	6:36	1:31	9-10-24-29-54-67-75	8-9-20-25-46-58-64
2	 Bay	109	Q 1:43:02	20:37	6:38	1:18	7-22-27-35-40-62-78	6-18-23-29-33-54-67
3	 Woodridge	113	Q 1:42:04	20:25	6:35	2:24	2-8-28-32-61-84-114	2-7-24-27-53-72-98
4	 Salem	153	Q 1:44:24	20:53	6:44	1:11	21-25-33-46-56-58-59	17-21-28-39-48-50-51
5	 Cloverleaf	173	Q 1:45:15	21:03	6:47	1:44	23-26-36-38-82-110-116	19-22-30-32-70-94-100
6	 Perry	190	Q 1:45:38	21:08	6:48	1:52	11-37-51-52-69-124-148	10-31-44-45-60-108-132
7	 Akron SVSM	256	1:47:39	21:32	6:56	2:49	19-20-47-107-109-130-136	15-16-40-92-93-114-120
8	 Tallmadge	262	1:48:38	21:44	7:00	1:17	43-45-49-80-92-104-135	36-38-42-68-78-89-119
9	 Hathaway Brown	265	1:48:38	21:44	7:00	1:29	41-48-50-76-97-113-137	34-41-43-65-82-97-121
10	 CVCA	296	1:49:08	21:50	7:02	3:34	16-18-65-120-125-144	12-14-57-104-109-128
11	 Gilmour Academy	298	1:49:19	21:52	7:03	3:43	5-31-86-103-121-134-145	5-26-74-88-105-118-129
12	 Canfield	310	1:49:40	21:56	7:04	1:18	57-60-71-74-100-101-112	49-52-61-63-85-86-96
13	 Marlington	321	1:49:05	21:49	7:02	4:37	1-55-96-106-117	1-47-81-91-101
14	 CF Northwest	325	1:49:42	21:57	7:04	3:36	3-81-87-98-111-122-138	3-69-75-83-95-106-122
15	 Chagrin Falls	344	1:50:40	22:08	7:08	3:40	4-91-95-99-115-119-129	4-77-80-84-99-103-113
16	 Buckeye	356	1:51:38	22:20	7:12	4:33	12-64-94-102-139-141-142	11-56-79-87-123-125-126
17	 Geneva	359	1:51:37	22:20	7:12	3:52	17-44-105-118-133-146-151	13-37-90-102-117-130-135
18	 Southeast	391	1:52:51	22:35	7:16	2:32	42-72-83-127-128-131-152	35-62-71-111-112-115-136
19	 Beaumont	430	1:53:51	22:47	7:20	2:15	63-85-88-126-132-149	55-73-76-110-116-133
20	 Field	483	1:56:53	23:23	7:32	2:56	68-77-123-140-143-147-150	59-66-107-124-127-131-134
DNP	 Ash. Edgewood		40:07	20:04	6:28		13-15	2 Runners



# Race 4 - Div 2 Girls-Top 6 Teams-24 Individuals to State - 5K

10/29/2022 - 1:45 pm

## Team Results

Place	Team	Score	Team Time	Runner Avg	Avg Mile	5 Man Gap	Finish Order	Scoring Order
DNP	 Crestwood		43:37	21:49	7:02		66-70	2 Runners
DNP	 Brookside		19:53	19:53	6:24		6	1 Runner
DNP	 Hawken		20:02	20:02	6:27		14	1 Runner
DNP	 Fair. Park Fairview		20:44	20:44	6:41		30	1 Runner
DNP	 Girard		20:56	20:56	6:45		34	1 Runner
DNP	 Canton South		21:11	21:11	6:49		39	1 Runner
DNP	 West Branch		21:26	21:26	6:54		53	1 Runner
DNP	 Jefferson Area		21:59	21:59	7:05		73	1 Runner
DNP	 Fairless		22:06	22:06	7:07		79	1 Runner
DNP	 Streetsboro		22:27	22:27	7:14		89	1 Runner
DNP	 Ak. Springfield		22:29	22:29	7:15		90	1 Runner
DNP	 Conneaut		22:34	22:34	7:16		93	1 Runner
DNP	 Ursuline		22:59	22:59	7:24		108	1 Runner





# Race 4 - Div 2 Girls-Top 6 Teams-24 Individuals to State - 5K

10/29/2022 - 1:45 pm

## Individual Results

Place	Name	Grade	Team	Time	Points	
1	Bella Graham	12	Marlington	18:42.7	1	I
2	Reese Reaman	11	Woodridge	19:11.6	2	T
3	Madelyn Begert	9	CF Northwest	19:27.7	3	I
4	Mila Gresh	11	Chagrin Falls	19:32.7	4	I
5	Amy Weybrecht	11	Gilmour Academy	19:51.0	5	I
6	Madison Palmer	12	Brookside	19:52.6		I
7	Maeve Ransom	12	Bay	19:54.3	6	T
8	Marissa Boone	10	Woodridge	19:55.1	7	T
9	Paige Masson	12	Kenston	19:55.4	8	T
10	Emerson Greene	11	Kenston	19:55.9	9	T
11	Grace Mckoon	12	Perry	19:58.0	10	T
12	Audrey Graham	12	Buckeye	19:59.7	11	I
13	Maddie Crooks	10	Ash. Edgewood	20:00.7		I
14	Brielle Collins	10	Hawken	20:01.5		I
15	Tammy Liplin	11	Ash. Edgewood	20:05.6		I
16	Kayla Ritzman	11	CVCA	20:05.8	12	I
17	Mya Evangelista	11	Geneva	20:06.3	13	I
18	Jayna Cooley	10	CVCA	20:07.3	14	I
19	Olivia Kindbom	12	Akron SVSM	20:10.9	15	I
20	Anne Rea	11	Akron SVSM	20:12.1	16	I
21	Maggie Hall	10	Salem	20:17.6	17	T
22	Erin Belveal	10	Bay	20:24.4	18	T
23	Emma Hibler	10	Cloverleaf	20:26.0	19	T
24	Brianna McIvor	10	Kenston	20:27.0	20	T
25	Megan Stafford	11	Salem	20:28.9	21	T
26	Megan Knapp	11	Cloverleaf	20:32.0	22	T
27	Brooklyn Marriott	10	Bay	20:33.1	23	T
28	Joy McFarland	12	Woodridge	20:35.2	24	T
29	Cecelia Paglia	12	Kenston	20:41.9	25	T
30	Lacey Mcquate	11	Fair. Park Fairview	20:44.0		
31	Clare Valenza	12	Gilmour Academy	20:45.3	26	
32	Eloise Willett	11	Woodridge	20:46.5	27	T
33	Ella Double	12	Salem	20:50.0	28	T
34	Maddy Gassman	10	Girard	20:55.8		
35	Abbie Dent	12	Bay	20:58.0	29	T
36	Brooke Gucker	11	Cloverleaf	20:59.5	30	T
37	Holly Vis	10	Perry	21:00.3	31	T
38	Madison Snyder	11	Cloverleaf	21:07.3	32	T
39	Chloe Wackerly	9	Canton South	21:10.4		

Place	Name	Grade	Team	Time	Points	
40	Molly Rodgers	12	Bay	21:12.0	33	T
41	Teagan Banyard	10	Hathaway Brown	21:12.8	34	
42	Julia Wheeler	9	Southeast	21:14.2	35	
43	Allison Hay	9	Tallmadge	21:16.0	36	
44	Grace Dubsky	11	Geneva	21:16.7	37	
45	Amelia Ross	10	Tallmadge	21:17.9	38	
46	Maggie Hopple	10	Salem	21:18.7	39	T
47	Aislynn Mcvicker	12	Akron SVSM	21:19.0	40	
48	Isabella Schott	9	Hathaway Brown	21:19.1	41	
49	Sydney Becks	11	Tallmadge	21:22.2	42	
50	Faith Faremouth	9	Hathaway Brown	21:22.9	43	
51	Kaitlyn Newsome	12	Perry	21:24.3	44	T
52	Audrey Morgan-ard	10	Perry	21:25.1	45	T
53	Clarice Martin	10	West Branch	21:25.6		
54	Sarah Roman	12	Kenston	21:26.1	46	T
55	Diane Jarvis	11	Marlington	21:26.3	47	
56	Dana Griffith	11	Salem	21:28.1	48	T
57	Linsey Plant	11	Canfield	21:28.7	49	
58	Laura Hovorka	9	Salem	21:29.4	50	T
59	Garyn Rohm	9	Salem	21:32.4	51	T
60	Delaney O'Brien	12	Canfield	21:33.4	52	
61	Kathryn Kiley	12	Woodridge	21:35.1	53	T
62	Isabella Wyman	11	Bay	21:38.4	54	T
63	Sophia Pomnean	12	Beaumont	21:39.7	55	
64	Sandra Dolata	12	Buckeye	21:40.1	56	
65	Josey Blackburn	10	CVCA	21:42.9	57	
66	Abby Guyette	10	Crestwood	21:45.2		
67	Mackenzie Villers	10	Kenston	21:48.2	58	T
68	Maddie Adams	9	Field	21:48.6	59	
69	Molly Farrell	11	Perry	21:49.6	60	T
70	Elaine Guyette	12	Crestwood	21:51.4		
71	Angela Ferguson	12	Canfield	21:52.8	61	
72	Kristen Campbell	10	Southeast	21:57.2	62	
73	Mara Gilman	9	Jefferson Area	21:58.2		
74	Lauren Runion	11	Canfield	21:58.6	63	
75	Madeline Ramsey	12	Kenston	22:00.3	64	T
76	Grace Gilson	11	Hathaway Brown	22:01.3	65	
77	Cassidy Wells	10	Field	22:02.8	66	
78	Morgan McFarland	9	Bay	22:03.8	67	T



# Race 4 - Div 2 Girls-Top 6 Teams-24 Individuals to State - 5K

10/29/2022 - 1:45 pm

## Individual Results

Place	Name	Grade	Team	Time	Points
79	Ahna Doane	10	Fairless	22:05.5	
80	Eva Walters	9	Tallmadge	22:08.3	68
81	Emma Weaver	12	CF Northwest	22:09.5	69
82	Allison Yagersz	11	Cloverleaf	22:09.9	70 T
83	Julia Frick	10	Southeast	22:10.7	71
84	Regan Smith	9	Woodridge	22:11.8	72 T
85	Alexa McDade	12	Beaumont	22:13.8	73
86	Giovanna Rosko	11	Gilmour Academy	22:16.7	74
87	Gracelyn DeGraw	11	CF Northwest	22:18.3	75
88	Emma Furjanic	12	Beaumont	22:20.7	76
89	Sonia Downing	9	Streetsboro	22:26.9	
90	Lexi Davis	11	Ak. Springfield	22:28.9	
91	Anna Baker	11	Chagrin Falls	22:30.8	77
92	Cara Basso	11	Tallmadge	22:32.7	78
93	Kyndall Spring	10	Conneaut	22:33.5	
94	Sophia Regiec	9	Buckeye	22:34.7	79
95	Molly Longo	11	Chagrin Falls	22:39.2	80
96	Quinn Cernansky	9	Marlington	22:40.2	81
97	Leah McDonnell	9	Hathaway Brown	22:41.3	82
98	Abigail Zantow	10	CF Northwest	22:42.4	83
99	Lindsay Schumacher	11	Chagrin Falls	22:45.2	84
100	Rebecca Walsh	12	Canfield	22:46.4	85
101	Mia Gaffney	10	Canfield	22:46.7	86
102	Al Schell	10	Buckeye	22:50.4	87
103	Anna Grossner	11	Gilmour Academy	22:52.4	88
104	Hailey Andrews	10	Tallmadge	22:53.9	89
105	Addyson Reece	10	Geneva	22:55.3	90
106	Hannah Imhoff	9	Marlington	22:56.3	91
107	Maggie Pariso	10	Akron SVSM	22:57.5	92
108	Jordyn Miller	9	Ursuline	22:58.1	
109	Ella Weiss	10	Akron SVSM	22:59.1	93
110	Lauren Jensch	11	Cloverleaf	22:59.8	94 T
111	Claire Weaver	9	CF Northwest	23:03.6	95
112	Anna Vennetti	10	Canfield	23:03.9	96
113	Elena Winter	12	Hathaway Brown	23:05.9	97
114	Ruby Wuscher	10	Woodridge	23:07.6	98 T
115	Mackenzie Verderber	9	Chagrin Falls	23:12.1	99
116	Vanessa Monhemius	10	Cloverleaf	23:16.2	100 T
117	Kendra Scott	11	Marlington	23:19.0	101

Place	Name	Grade	Team	Time	Points
118	Mackenzie Lyons	10	Geneva	23:20.5	102
119	Claire Hoelzel	9	Chagrin Falls	23:30.0	103
120	Madeline Currall	10	CVCA	23:32.2	104
121	Sadie Gerber	10	Gilmour Academy	23:33.1	105
122	Andrea Rohn	11	CF Northwest	23:35.0	106
123	Julia Potts	11	Field	23:37.0	107
124	Anna Holp	9	Perry	23:38.2	108 T
125	Bella Wilcox	11	CVCA	23:39.0	109
126	Ava Hartman	11	Beaumont	23:41.8	110
127	Claire Dillner	10	Southeast	23:42.8	111
128	Penelope SUTLIFF	9	Southeast	23:45.7	112
129	Margaret Pease	11	Chagrin Falls	23:46.2	113
130	Issabella Lewis	10	Akron SVSM	23:46.6	114
131	Katie Campbell	12	Southeast	23:52.8	115
132	Kara Thomas	9	Beaumont	23:54.5	116
133	Riley Andrusis	9	Geneva	23:58.2	117
134	Kaitlin Rulison	12	Gilmour Academy	23:58.5	118
135	Andrea Barnes	11	Tallmadge	24:00.0	119
136	Libby Shoemaker	10	Akron SVSM	24:11.8	120
137	Marchesa Weber	9	Hathaway Brown	24:16.7	121
138	Naomi Amiot	9	CF Northwest	24:29.7	122
139	Paige Pedmo	9	Buckeye	24:32.4	123
140	Jessica Pollard	10	Field	24:40.0	124
141	Melina Ventouris	11	Buckeye	24:41.4	125
142	Sara Rak	12	Buckeye	24:42.0	126
143	Nema McAmis	9	Field	24:44.6	127
144	Gaby Walkley	10	CVCA	24:52.6	128
145	Kylie Lavalley	9	Gilmour Academy	24:52.9	129
146	Maggie Moon	11	Geneva	24:59.3	130
147	Kristin Toepke	11	Field	25:14.4	131
148	Sophie Bystrom	12	Perry	25:25.9	132 T
149	Cate Rocheter	10	Beaumont	25:51.9	133
150	Malerie Mishler	11	Field	26:35.9	134
151	Ines Montaner	12	Geneva	27:02.5	135
152	Remie Stammitti	12	Southeast	28:08.4	136

