












## Race 1 - Women's 6K - 6K

10/29/2022 - 12:00 pm

### Team Results

Place	Team	Score	Team Time	Runner Avg	Avg Mile	5 Man Gap	Finish Order	Scoring Order
1	 Manchester	52	2:01:35	24:19	6:32	2:38	1-2-9-19-23-31-38	1-2-9-18-22-30-36
2	 Hanover	59	2:03:17	24:40	6:37	1:19	4-11-12-13-20-35-49	4-11-12-13-19-33-45
3	 Franklin	76	2:04:49	24:58	6:42	1:28	5-10-17-22-24-26-37	5-10-17-21-23-25-35
4	 Rose-Hulman	96	2:06:57	25:24	6:49	2:16	7-15-16-28-32-39-57	7-15-16-27-31-37-48
5	 Anderson (Ind.)	111	2:08:37	25:44	6:54	3:33	6-8-14-43-47-48-55	6-8-14-40-43-44-46
6	 Transylvania	112	2:08:09	25:38	6:53	3:10	3-21-27-30-36-40-44	3-20-26-29-34-38-41
7	 Bluffton	165	2:13:36	26:44	7:10	1:56	25-29-33-42-46-56	24-28-32-39-42-47
DNP	 Earlham		1:22:16	27:26	7:22		18-45-58	3 Runners
DNP	 Mount St. Joseph		26:40	26:40	7:10		34	1 Runner
DNP	 Defiance		29:39	29:39	7:58		60	1 Runner



# Race 1 - Women's 6K - 6K

10/29/2022 - 12:00 pm

## Individual Results

Place	Name	Grade	Team	Time	Points
1	Hannah Brubaker	SR	Manchester	22:56.2	1
2	Lauren Smith	SR	Manchester	23:27.2	2
3	Kaycee Moore	FR	Transylvania	23:35.1	3
4	Amberleigh Sorensen	SO	Hanover	24:02.8	4
5	Haley Makowski	SO	Franklin	24:11.4	5
6	Paige McKain	FR	Anderson (Ind.)	24:14.5	6
7	Madison Lindfelt	JR	Rose-Hulman	24:17.6	7
8	Lydia Dyer	SO	Anderson (Ind.)	24:18.2	8
9	Sarah Rohr	SR	Manchester	24:18.6	9
10	Ella Bashor	SO	Franklin	24:21.3	10
11	Lauren Todd	FR	Hanover	24:33.0	11
12	Sarah Jones	FR	Hanover	24:34.9	12
13	Hanna Whitney	SO	Hanover	24:44.9	13
14	Emilie Penick	SO	Anderson (Ind.)	24:49.9	14
15	Rebecca Testa	FR	Rose-Hulman	24:55.7	15
16	Abigail Kurfman	SO	Rose-Hulman	24:59.1	16
17	Mallory Watson	SO	Franklin	25:04.6	17
18	Lily Schamel	SO	Earlham	25:09.6	
19	Madi Hilliker	JR	Manchester	25:18.0	18
20	Adair Dooley	FR	Hanover	25:21.0	19
21	Vanessa Alonso	FR	Transylvania	25:25.5	20
22	Jill Anspaugh	JR	Franklin	25:31.8	21
23	Rylee Stephany	FR	Manchester	25:34.2	22
24	Angelina Gregory	JR	Franklin	25:39.3	23
25	Basil Gates	SO	Bluffton	25:47.4	24
26	Wynn Wellington	FR	Franklin	25:49.8	25
27	Camden Wilson	FR	Transylvania	26:02.5	26
28	Libby Smith	SO	Rose-Hulman	26:11.2	27
29	Jenia Freewalt	JR	Bluffton	26:18.2	28
30	Libby Perkins	FR	Transylvania	26:20.4	29
31	Morgan Chupp	JR	Manchester	26:29.7	30
32	Abigail Strickland	FR	Rose-Hulman	26:33.3	31
33	Olivia Daugherty	SO	Bluffton	26:36.6	32
34	Avery Moehring	SO	Mount St. Joseph	26:39.6	
35	Elyse Wilson	FR	Hanover	26:42.6	33
36	Lawson Phillips	FR	Transylvania	26:45.0	34
37	Josie Lyons	SO	Franklin	26:47.9	35
38	Chloe Ferris	SO	Manchester	26:48.2	36
39	Kaylee Lane	SO	Rose-Hulman	26:49.2	37

Place	Name	Grade	Team	Time	Points
40	Ellie Thornsby	FR	Transylvania	26:50.2	38
41	Bailey Duncan	FR	Franklin	26:53.9	
42	Brooke Barnes	JR	Bluffton	27:10.4	39
43	Callie Guthrie	SO	Anderson (Ind.)	27:27.2	40
44	Ella Bryant	FR	Transylvania	27:33.8	41
45	Jillian Schlieper	SO	Earlham	27:38.5	
46	Sammie Unger	SO	Bluffton	27:42.7	42
47	Baileigh Stewart	SO	Anderson (Ind.)	27:46.7	43
48	Jasmyn Benjamin	FR	Anderson (Ind.)	27:51.5	44
49	Shelby Stegemoller	FR	Hanover	27:53.4	45
50	Emily Rector	SO	Franklin	27:56.5	
51	Alice Beatty	FR	Transylvania	28:04.5	
52	Lex Desenberg	JR	Franklin	28:05.7	
53	Gabby Boyd	FR	Manchester	28:24.9	
54	Hannah Hilliker	SR	Manchester	28:40.0	
55	Mariah Sanders	SO	Anderson (Ind.)	29:11.2	46
56	Miranda Billman	JR	Bluffton	29:19.2	47
57	Diana Stirn	FR	Rose-Hulman	29:26.4	48
58	Kinzi Brooks	SO	Earlham	29:27.7	
59	Abigail Eads	FR	Franklin	29:36.7	
60	Shyla Pemberton	FR	Defiance	29:38.7	
61	Jaycie Sones	FR	Anderson (Ind.)	29:43.0	
62	Taylor McGarvey	SO	Transylvania	30:18.8	
63	Ashley Ford	FR	Manchester	30:20.3	
64	Callie Swegman	FR	Hanover	30:38.0	
65	Ashley Senerius	JR	Hanover	30:55.4	
66	Sierra Kalli	SO	Anderson (Ind.)	32:07.9	
67	Brantley Wathen	FR	Franklin	34:19.3	
68	Hannah Beck	SO	Franklin	35:01.4	
69	Natalie Venable	SO	Franklin	41:21.7	

