






















OHSAA Regional XC Championships - Tiffin

Tiffin

Race 101 - Boys ALL-Divisions - 5K

10/29/2022

Team Results

Place	Team	Score	Team Time	Runner Avg	Avg Mile	5 Man Gap	Finish Order	Scoring Order
1	 Tol. St. Francis	79	1:21:34	16:19	5:16	0:34	9-15-17-23-43-122-215	7-10-12-17-33-97-175
2	 Anthony Wayne	123	1:22:10	16:26	5:18	1:18	2-20-24-28-89-132	1-15-18-22-67-105
3	 Perrysburg	216	1:23:30	16:42	5:23	0:53	11-55-68-72-81-111-195	9-40-51-55-61-86-157
4	 Ottawa Hills	226	1:23:21	16:41	5:22	1:38	3-6-64-104-117-150-229	2-5-47-80-92-120-185
5	 Shelby	242	1:24:04	16:49	5:25	1:17	10-35-62-102-107-151-199	8-28-45-78-83-121-161
6	 Bowling Green	278	1:24:30	16:54	5:27	1:03	16-77-83-94-98-135-245	11-58-63-71-75-108-198
7	 Lexington	320	1:25:13	17:03	5:30	1:17	21-69-92-101-133-163-170	16-52-69-77-106-132-137
8	 Ashland	321	1:25:17	17:04	5:30	1:11	30-46-67-126-141-204-207	24-34-50-100-113-166-168
9	 Lincolnview	363	1:25:44	17:09	5:32	1:05	52-54-93-130-142-178-261	37-39-70-103-114-143-214
10	 Columbus Grove	387	1:26:15	17:15	5:34	1:14	36-95-103-106-156-167-184	29-72-79-82-125-134-149
11	 Marion Local	402	1:26:16	17:16	5:34	1:27	29-41-113-143-179-198-220	23-32-88-115-144-160-179
12	 Bluffton	457	1:26:11	17:15	5:33	2:43	4-7-97-226-239-240-304	3-6-74-182-192-193-257
13	 Liberty-Benton	476	1:27:10	17:26	5:37	1:38	26-76-140-160-196-250-280	20-57-112-129-158-203-233
14	 Bath	490	1:27:27	17:30	5:38	1:39	57-105-112-136-210-238-275	42-81-87-109-171-191-228
15	 Archbold	491	1:27:07	17:26	5:37	1:21	49-56-165-169-181-212-217	35-41-133-136-146-173-177
16	 Ottawa-Glandorf	494	1:27:18	17:28	5:38	1:34	32-71-146-172-197-258-271	25-54-117-139-159-211-224
17	 Findlay	496	1:27:35	17:31	5:39	1:15	37-127-138-155-161-211	30-101-111-124-130-172
18	 St. Paul	526	1:27:44	17:33	5:39	1:36	40-96-131-194-200-254-307	31-73-104-156-162-207-260
19	 Van Wert	536	1:27:50	17:34	5:40	2:45	53-66-85-183-284-309-313	38-49-64-148-237-262-266
20	 Minster	550	1:27:55	17:35	5:40	2:03	63-65-118-201-247-278-303	46-48-93-163-200-231-256
21	 Upper Sandusky	581	1:28:27	17:42	5:42	2:39	18-60-134-243-268-302-316	13-44-107-196-221-255-269

FinishTiming

Race 101 - Boys ALL-Divisions - 5K

10/29/2022

Team Results



Place	Team	Score	Team Time	Runner Avg	Avg Mile	5 Man Gap	Finish Order	Scoring Order
22	 Sher. Fairview	588	1:28:38	17:44	5:43	0:35	116-120-144-168-187-233-234	91-95-116-135-151-187-188
23	 Otsego	600	1:28:26	17:42	5:42	1:20	87-90-176-186-216-252-301	65-68-141-150-176-205-254
24	 Holgate	606	1:28:50	17:46	5:44	1:01	100-121-162-171-203-283	76-96-131-138-165-236
25	 New Bremen	627	1:29:07	17:50	5:45	0:53	110-129-147-192-205-223-242	85-102-118-155-167-181-195
26	 Wauseon	637	1:29:12	17:51	5:45	2:20	25-34-228-246-255-265-266	19-27-184-199-208-218-219
27	 Gibsonburg	644	1:29:24	17:53	5:46	2:33	27-114-125-257-272-295-314	21-89-99-210-225-248-267
28	 Old Fort	667	1:29:42	17:57	5:47	0:53	137-153-154-157-230-273-288	110-122-123-126-186-226-241
29	 Tinora	676	1:29:59	18:00	5:48	3:57	5-19-202-290-298-310-321	4-14-164-243-251-263-274
30	 Mil. Edison	692	1:29:43	17:57	5:47	2:27	58-82-191-251-276-279-285	43-62-154-204-229-232-238
31	 Perkins	694	1:29:42	17:57	5:47	1:49	78-159-188-190-249-256-297	59-128-152-153-202-209-250
32	 New Riegel	700	1:30:27	18:06	5:50	2:16	109-124-158-182-291-306-312	84-98-127-147-244-259-265
33	 Seneca East	707	1:30:02	18:01	5:48	1:39	75-119-219-235-236-293-318	56-94-178-189-190-246-271
34	 Pettisville	710	1:29:55	17:59	5:48	2:26	51-70-214-267-274-305-317	36-53-174-220-227-258-270
35	 Huron	794	1:31:00	18:12	5:52	1:55	79-177-227-241-262-264-269	60-142-183-194-215-217-222
36	 New London	805	1:31:38	18:20	5:54	3:18	33-175-209-263-300-311-315	26-140-170-216-253-264-268
37	 Carey	875	1:32:37	18:32	5:58	2:10	115-149-248-270-289-308-319	90-119-201-223-242-261-272
38	 Van Buren	881	1:32:23	18:29	5:57	2:39	88-180-259-260-292-320-322	66-145-212-213-245-273-275
39	 Genoa Area	1025	1:34:21	18:53	6:05	1:28	208-221-244-277-296-299	169-180-197-230-249-252
40	 Eastwood	1154	1:36:35	19:19	6:14	0:45	253-281-282-286-287-294	206-234-235-239-240-247
DNP	 Lima Shawnee		32:20	16:10	5:13		1-48	2 Runners
DNP	 Gorham Fayette		33:14	16:37	5:21		31-50	2 Runners
DNP	 St. Marys Memorial		33:17	16:39	5:22		42-47	2 Runners
DNP	 Celina		33:58	16:59	5:28		61-99	2 Runners
DNP	 Ontario		33:59	17:00	5:29		73-86	2 Runners
DNP	 Colonel Crawford		34:12	17:06	5:31		45-123	2 Runners
DNP	 Mohawk		35:12	17:36	5:40		39-232	2 Runners



Race 101 - Boys ALL-Divisions - 5K

10/29/2022

Team Results


Place	Team	Score	Team Time	Runner Avg	Avg Mile	5 Man Gap	Finish Order	Scoring Order
DNP	 Oak Harbor		35:40	17:50	5:45		145-173	2 Runners
DNP	 Bucyrus		36:30	18:15	5:53		166-237	2 Runners
DNP	 Mil. Lake		37:03	18:32	5:58		224-231	2 Runners
DNP	 Hol. Springfield		16:03	16:03	5:10		8	1 Runner
DNP	 Upper Scioto Valley		16:08	16:08	5:12		12	1 Runner
DNP	 Bryan		16:11	16:11	5:13		13	1 Runner
DNP	 Spencerville		16:12	16:12	5:13		14	1 Runner
DNP	 Ft. Recovery		16:26	16:26	5:18		22	1 Runner
DNP	 Norwalk		16:37	16:37	5:21		38	1 Runner
DNP	 Ash. Crestview		16:38	16:38	5:22		44	1 Runner
DNP	 Defiance		16:43	16:43	5:23		59	1 Runner
DNP	 Hicksville		16:58	16:58	5:28		74	1 Runner
DNP	 Antwerp		17:00	17:00	5:29		80	1 Runner
DNP	 Wapakoneta		17:01	17:01	5:29		84	1 Runner
DNP	 Coldwater		17:05	17:05	5:30		91	1 Runner
DNP	 Liberty Center		17:22	17:22	5:36		108	1 Runner
DNP	 Delta		17:37	17:37	5:40		128	1 Runner
DNP	 Coll Western		17:42	17:42	5:42		139	1 Runner
DNP	 Hardin Northern		17:46	17:46	5:43		148	1 Runner
DNP	 Elmwood		17:48	17:48	5:44		152	1 Runner
DNP	 Sylvania Northview		17:53	17:53	5:46		164	1 Runner
DNP	 Rogers		17:57	17:57	5:47		174	1 Runner
DNP	 Parkway		18:01	18:01	5:48		185	1 Runner
DNP	 Kalida		18:03	18:03	5:49		189	1 Runner
DNP	 Mans. Christian		18:07	18:07	5:50		193	1 Runner
DNP	 Hopewell-Loudon		18:17	18:17	5:54		206	1 Runner

FinishTiming

Race 101 - Boys ALL-Divisions - 5K

10/29/2022

Team Results

Place	Team	Score	Team Time	Runner Avg	Avg Mile	5 Man Gap	Finish Order	Scoring Order
DNP	 Tol. Emmanuel Christian		18:20	18:20	5:55		213	1 Runner
DNP	 Margaretta		18:23	18:23	5:56		218	1 Runner
DNP	 Leipsic		18:28	18:28	5:57		222	1 Runner
DNP	 Wayne Trace		18:30	18:30	5:58		225	1 Runner



Race 101 - Boys ALL-Divisions - 5K

10/29/2022 -

Individual Results

Place	Name	Grade	Team	Time	Points
1	Noah Williams	11	Lima Shawnee	15:40.3	
2	Connor Long	11	Anthony Wayne	15:45.1	1
3	Riley Nixon	11	Ottawa Hills	15:49.9	2
4	Erik Nygaard	12	Bluffton	15:54.1	3
5	Jaxen Durfey	12	Tinora	15:54.6	4
6	Thomas Franklin	12	Ottawa Hills	15:58.7	5
7	Landon Armstrong	12	Bluffton	15:59.2	6
8	Lucien Flores	11	Hol. Springfield	16:02.4	
9	Rylan Winkler	12	Tol. St. Francis	16:04.2	7
10	Huck Finnegan	12	Shelby	16:04.3	8
11	Anthony Clark	10	Perrysburg	16:06.8	9
12	Joe Parker	12	Upper Scioto Valley	16:07.2	
13	Xander Fackler	11	Bryan	16:10.2	
14	Lanny Oakman	12	Spencerville	16:11.2	
15	Jameson Heck	10	Tol. St. Francis	16:12.2	10
16	Aidan Novinsky	11	Bowling Green	16:12.5	11
17	Logan Dykema	12	Tol. St. Francis	16:13.2	12
18	Vent Ashton	12	Upper Sandusky	16:21.6	13
19	Paul Westrick	10	Tinora	16:22.1	14
20	Benjamin Gasiorski	9	Anthony Wayne	16:22.7	15
21	Chance Basilone	10	Lexington	16:23.0	16
22	Trevor Heitkamp	11	Ft. Recovery	16:26.0	
23	Sam Arquette	10	Tol. St. Francis	16:26.1	17
24	Matthew Dittus	12	Anthony Wayne	16:28.6	18
25	Aidan Pena	12	Wauseon	16:29.8	19
26	Jackson Hochstetler	9	Liberty-Benton	16:30.4	20
27	Anthony Caprara	10	Gibsonburg	16:30.4	21
28	Aiden Lengel	12	Anthony Wayne	16:30.7	22
29	Troy Stucke	12	Marion Local	16:31.4	23
30	Lukah Will	12	Ashland	16:33.1	24
31	Jose Blanco	10	Gorham Fayette	16:34.2	
32	Ty Rosengarten	10	Ottawa-Glandorf	16:34.3	25
33	Jalen Randleman	11	New London	16:35.0	26
34	Jack Callan	12	Wauseon	16:35.2	27
35	Luke Dininger	12	Shelby	16:36.2	28
36	Trent Koch	12	Columbus Grove	16:36.5	29
37	Adrian Stechschulte	10	Findlay	16:36.5	30
38	Casey Kromer	9	Norwalk	16:36.7	
39	Brayden Cleveland	10	Mohawk	16:36.8	

Place	Name	Grade	Team	Time	Points
40	Ian Deeter	12	St. Paul	16:37.2	31
41	Noah Budde	12	Marion Local	16:37.5	32
42	Calvin Morris	12	St. Marys Memorial	16:37.7	
43	Ethan Cope	11	Tol. St. Francis	16:38.0	33
44	Cooper Brockway	10	Ash. Crestview	16:38.0	
45	Shawn Auck	9	Colonel Crawford	16:38.1	
46	Luke Wash	12	Ashland	16:38.2	34
47	Tyler Birt	12	St. Marys Memorial	16:38.7	
48	Carter Cleaves	11	Lima Shawnee	16:39.0	
49	Aden McCarty	12	Archbold	16:39.1	35
50	Wyatt Mitchell	11	Gorham Fayette	16:39.2	
51	Zach Mcwatters	12	Pettisville	16:39.2	36
52	Conner Baldauf	11	Lincolnview	16:39.3	37
53	Drew Laudick	10	Van Wert	16:39.8	38
54	Kreston Tow	10	Lincolnview	16:39.9	39
55	Andrew Beeks	12	Perrysburg	16:40.6	40
56	Caleb Harrow	10	Archbold	16:40.6	41
57	Jacob Wireman	10	Bath	16:41.1	42
58	Kellen McDonnell	9	Mil. Edison	16:42.1	43
59	Josiah Gonzales	11	Defiance	16:42.5	
60	Evan Hinesman	11	Upper Sandusky	16:42.6	44
61	Colin Buening	9	Celina	16:42.8	
62	Indy Mayer	11	Shelby	16:43.3	45
63	Jack Grieshop	11	Minster	16:43.4	46
64	Michael Kelley	11	Ottawa Hills	16:44.1	47
65	Ryan Halpin	11	Minster	16:44.3	48
66	Owen Scott	10	Van Wert	16:44.5	49
67	Andre Harrison	11	Ashland	16:45.8	50
68	Ethan Laeng	11	Perrysburg	16:47.2	51
69	Joey Aquino	10	Lexington	16:49.2	52
70	Jack Leppelmeier	9	Pettisville	16:53.4	53
71	Ty Buckland	12	Ottawa-Glandorf	16:55.4	54
72	Carter Fry	12	Perrysburg	16:55.5	55
73	Miles Meisse	12	Ontario	16:57.1	
74	Ben Taylor	9	Hicksville	16:57.1	
75	Brycen Lantz	11	Seneca East	16:57.1	56
76	Gabe St. Amour	11	Liberty-Benton	16:57.3	57
77	Evan Romero	12	Bowling Green	16:57.5	58
78	Max Davis	11	Perkins	16:58.0	59



Race 101 - Boys ALL-Divisions - 5K

10/29/2022 -

Individual Results

Place	Name	Grade	Team	Time	Points
79	Tyler Kohlmann	12	Huron	16:59.2	60
80	Kamren Johnson	10	Antwerp	16:59.4	
81	Brody Bauman	9	Perrysburg	16:59.6	61
82	Jackson Michaelis	10	Mil. Edison	16:59.9	62
83	Sam Challu	10	Bowling Green	17:00.0	63
84	Axton Fosnaugh	11	Wapakoneta	17:00.2	
85	John Kramer	11	Van Wert	17:00.7	64
86	Xavier Trent	9	Ontario	17:01.1	
87	Joseph Brewster	12	Otsego	17:02.1	65
88	Hudson Sendelbach	12	Van Buren	17:02.4	66
89	Connor Neumeyer	11	Anthony Wayne	17:02.5	67
90	Wesley Kellermeier	10	Otsego	17:03.2	68
91	Mason Ayers	10	Coldwater	17:04.1	
92	Latrell Hughes	9	Lexington	17:04.6	69
93	Evan Johns	10	Lincolnview	17:04.6	70
94	Erek Kendrick	10	Bowling Green	17:05.3	71
95	Luke Ellerbrock	11	Columbus Grove	17:07.6	72
96	Isaac Thimke	12	St. Paul	17:10.0	73
97	Sam Derstine	12	Bluffton	17:11.4	74
98	Ash Fleming	10	Bowling Green	17:14.6	75
99	Conor Krogman	12	Celina	17:14.9	
100	Jack Westrick	12	Holgate	17:15.0	76
101	Lincoln Rice	9	Lexington	17:16.4	77
102	Marshall Moore	11	Shelby	17:19.2	78
103	Bryce Bonifas	10	Columbus Grove	17:19.9	79
104	Joe Mayer-Heckathorn	9	Ottawa Hills	17:20.2	80
105	Connor Raines	10	Bath	17:20.4	81
106	Evan Pitts	11	Columbus Grove	17:20.9	82
107	Carson Perkins	11	Shelby	17:21.0	83
108	Matthew Marlow	12	Liberty Center	17:21.5	
109	Cameron Hohman	9	New Riegel	17:23.1	84
110	Zach Wiedeman	11	New Bremen	17:24.4	85
111	Zachary Madaras	12	Perrysburg	17:24.9	86
112	Everett Bensman	10	Bath	17:25.1	87
113	Wesley Schoen	11	Marion Local	17:25.4	88
114	Cyler Amor	12	Gibsonburg	17:26.1	89
115	Brayden Young	11	Carey	17:27.0	90
116	Andrew Timbrook	11	Sher. Fairview	17:27.1	91

Place	Name	Grade	Team	Time	Points
117	Max Chandar-Kouba	12	Ottawa Hills	17:27.7	92
118	Nick Prenger	10	Minster	17:28.2	93
119	Evan Schiefer	10	Seneca East	17:29.8	94
120	Kyle Rabe	11	Sher. Fairview	17:30.2	95
121	Logan Miller	11	Holgate	17:32.3	96
122	Jose De La Cruz	12	Tol. St. Francis	17:32.9	97
123	Braeden Grau	9	Colonel Crawford	17:33.4	
124	Zach Zoeller	12	New Riegel	17:35.1	98
125	Tyler Hill	9	Gibsonburg	17:35.3	99
126	Joshua Bonfiglio	11	Ashland	17:35.6	100
127	Preston Perkins	12	Findlay	17:36.1	101
128	Konnor Hawkins	10	Delta	17:36.1	
129	Patrick Bernhold	12	New Bremen	17:36.2	102
130	Maddox Norton	11	Lincolnview	17:36.6	103
131	Nick Centa	12	St. Paul	17:37.1	104
132	Ryan Shelton	10	Anthony Wayne	17:37.6	105
133	Ethan Slone	11	Lexington	17:39.1	106
134	Barr Jason	12	Upper Sandusky	17:39.5	107
135	Landon Fry	9	Bowling Green	17:39.8	108
136	Landen Jones	10	Bath	17:40.0	109
137	Cale Hull	9	Old Fort	17:40.4	110
138	Spencer Bihn	12	Findlay	17:41.6	111
139	Sean Murdock	12	Coll Western	17:41.6	
140	Aiden Lee	9	Liberty-Benton	17:42.4	112
141	Brody Blough	11	Ashland	17:43.4	113
142	Kaleb Denman	10	Lincolnview	17:43.4	114
143	Trey Goettemoeller	9	Marion Local	17:43.6	115
144	Braylin Snyder	11	Sher. Fairview	17:43.7	116
145	Owen Miller	11	Oak Harbor	17:43.9	
146	Hunter Stechschulte	12	Ottawa-Glandorf	17:43.9	117
147	Dominic Shroyer	11	New Bremen	17:44.4	118
148	Zeb Wilson	12	Hardin Northern	17:45.4	
149	Bryce Young	12	Carey	17:46.6	119
150	Sage Egan	12	Ottawa Hills	17:47.2	120
151	Ian Finnegan	12	Shelby	17:47.4	121
152	Jakob Zibbel	11	Elmwood	17:47.8	
153	Dalton Hessick	9	Old Fort	17:48.4	122
154	Daniel Steyer	11	Old Fort	17:49.3	123
155	Darren Paige	11	Findlay	17:49.4	124



Race 101 - Boys ALL-Divisions - 5K

10/29/2022 -

Individual Results

Place	Name	Grade	Team	Time	Points
156	Anden Blankemeyer	12	Columbus Grove	17:50.0	125
157	Aaron Wilson	12	Old Fort	17:50.4	126
158	Alec Hohman	9	New Riegel	17:50.5	127
159	Colin Ellis	12	Perkins	17:51.0	128
160	Matt Ricker	12	Liberty-Benton	17:51.3	129
161	Phat Tran	10	Findlay	17:51.4	130
162	Ethan Fritz	12	Holgate	17:51.5	131
163	Gage Devaney	9	Lexington	17:52.1	132
164	Ben Urbina	12	Sylvania Northview	17:52.8	
165	Brennan Garrow	11	Archbold	17:52.9	133
166	Deven Deskins	11	Bucyrus	17:53.3	
167	Levi Bryan	10	Columbus Grove	17:53.6	134
168	Ethan Panico	11	Sher. Fairview	17:54.5	135
169	Landon Stamm	12	Archbold	17:54.6	136
170	Alexander Heichel	12	Lexington	17:55.3	137
171	Luke Parsons	9	Holgate	17:55.5	138
172	Isaac Macke	11	Ottawa-Glandorf	17:55.9	139
173	Gavin Witt	10	Oak Harbor	17:56.0	
174	Brandon Payne	11	Rogers	17:57.0	
175	Wyatt Harrison	12	New London	17:57.1	140
176	Nathan Strahm	10	Otsego	17:57.2	141
177	Sage Edgerly-Bork	9	Huron	17:57.6	142
178	Brandon Renner	12	Lincolnview	17:57.8	143
179	Lucas Broering	11	Marion Local	17:58.0	144
180	Reed Harmon	11	Van Buren	17:59.0	145
181	Oliver Seibert	10	Archbold	17:59.2	146
182	Aaron Hohman	11	New Riegel	17:59.3	147
183	Rylan Miller	11	Van Wert	17:59.9	148
184	Logan Mershman	11	Columbus Grove	18:00.0	149
185	Tyler ROWEN	11	Parkway	18:00.2	
186	Ben Nusbaum	10	Otsego	18:01.8	150
187	Carson Sims	11	Sher. Fairview	18:01.8	151
188	Keegan Dulaney	10	Perkins	18:02.6	152
189	Colin Heitmeyer	11	Kalida	18:02.6	
190	Ty Klepper	12	Perkins	18:02.8	153
191	Everett Gfell	10	Mil. Edison	18:04.2	154
192	Sam Bernhold	10	New Bremen	18:05.0	155
193	Grantham Trumpower	9	Mans. Christian	18:06.7	
194	Owen Thimke	9	St. Paul	18:06.7	156

Place	Name	Grade	Team	Time	Points
195	AJ Bohman	10	Perrysburg	18:07.9	157
196	Justin Cook	11	Liberty-Benton	18:07.9	158
197	Connor Johnson	9	Ottawa-Glandorf	18:08.0	159
198	Dalton Pohlmann	9	Marion Local	18:08.1	160
199	Luke Lesseuer	11	Shelby	18:11.2	161
200	Seth Ridge	10	St. Paul	18:12.8	162
201	Jim Trzaska	12	Minster	18:12.9	163
202	Logan Coy	9	Tinora	18:13.1	164
203	Evan Dopp	11	Holgate	18:15.5	165
204	Cameron Arbaugh	10	Ashland	18:15.9	166
205	Gavin Spragg	12	New Bremen	18:16.5	167
206	Xander Roerdink	10	Hopewell-Loudon	18:16.8	
207	Owen Lemon	10	Ashland	18:17.2	168
208	Kaden McWatters	11	Genoa Area	18:17.4	169
209	Presley Ferguson	9	New London	18:18.3	170
210	Treg Sibert	12	Bath	18:19.5	171
211	Jeremiah Spiceland	11	Findlay	18:19.6	172
212	Corbin Stamm	12	Archbold	18:20.0	173
213	Malachi O'Brien	9	Tol. Emmanuel Christian	18:20.0	
214	Caden Bishop	10	Pettisville	18:21.0	174
215	Ben Sandvik	12	Tol. St. Francis	18:21.5	175
216	Jack Seeger	10	Otsego	18:21.6	176
217	Brad Voll	11	Archbold	18:22.2	177
218	Benjamin Burroughs	12	Margaretta	18:23.0	
219	Leo Schreiner	11	Seneca East	18:24.2	178
220	Preston Kemper	11	Marion Local	18:25.2	179
221	Nathan Cooper	12	Genoa Area	18:26.3	180
222	Jacob Walther	11	Leipsic	18:27.6	
223	Jonathan Zimpfer	12	New Bremen	18:28.6	181
224	Connor McClellan	11	Mil. Lake	18:29.1	
225	Gage Ogle	10	Wayne Trace	18:29.4	
226	Liam Jordan	11	Bluffton	18:29.6	182
227	Beren Dennis	10	Huron	18:30.7	183
228	Garrett Leininger	11	Wauseon	18:32.0	184
229	Kaed Egan	9	Ottawa Hills	18:32.7	185
230	Heath LEMONS	9	Old Fort	18:33.0	186
231	Micah Balsmeyer	10	Mil. Lake	18:33.8	
232	A.J. Hess	12	Mohawk	18:34.4	



Race 101 - Boys ALL-Divisions - 5K

10/29/2022 -

Individual Results

Place	Name	Grade	Team	Time	Points
233	Aiden Casterline	10	Sher. Fairview	18:34.6	187
234	Aspen Brubaker	11	Sher. Fairview	18:34.9	188
235	Nevin Holmes	9	Seneca East	18:35.3	189
236	Isaac Mason	12	Seneca East	18:35.6	190
237	Karter Boggs	9	Bucyrus	18:36.0	
238	Jaden Ryan	10	Bath	18:36.1	191
239	Landon Sehlhorst	9	Bluffton	18:36.5	192
240	Jonah Rehm	12	Bluffton	18:37.7	193
241	Jake Case	10	Huron	18:38.3	194
242	Cole Powers	12	New Bremen	18:42.5	195
243	Reile Jameson	10	Upper Sandusky	18:42.9	196
244	James Huston	9	Genoa Area	18:43.3	197
245	Shawn Carney	9	Bowling Green	18:44.2	198
246	Xander Ankney	11	Wauseon	18:45.7	199
247	Noah Walter	12	Minster	18:45.9	200
248	Caden Cole	12	Carey	18:46.7	201
249	A.j. Bores	12	Perkins	18:47.0	202
250	Josiah Leichty	10	Liberty-Benton	18:47.3	203
251	Ricky Oliver	10	Mil. Edison	18:47.6	204
252	RJ Agosti	10	Otsego	18:47.8	205
253	John Stewart	10	Eastwood	18:48.3	206
254	Gavin Ross	12	St. Paul	18:48.5	207
255	Miles Kuntz	10	Wauseon	18:49.1	208
256	Carter Deering	12	Perkins	18:49.5	209
257	Jacob Henderson	11	Gibsonburg	18:49.7	210
258	Jordan Croy	11	Ottawa-Glandorf	18:49.8	211
259	Michael Huffman	12	Van Buren	18:50.2	212
260	Carter Fry	9	Van Buren	18:50.4	213
261	Ethan Scaggs	11	Lincolnview	18:50.8	214
262	Carter Schlessman	10	Huron	18:53.3	215
263	Elliot Stroup	12	New London	18:54.6	216
264	Nate Hinners	11	Huron	18:55.0	217
265	Levi Short	11	Wauseon	18:55.6	218
266	Matthew Siler	10	Wauseon	18:55.8	219
267	Luke VanDenBerghe	12	Pettisville	18:56.8	220
268	Abe Baldwin	10	Upper Sandusky	18:59.9	221
269	Ryan Sas	11	Huron	19:00.2	222
270	Aaron Lortz	10	Carey	19:00.4	223
271	Cooper Fischer	9	Ottawa-Glandorf	19:01.7	224

Place	Name	Grade	Team	Time	Points
272	Austyn Bowe	12	Gibsonburg	19:02.5	225
273	Gabe Smith	12	Old Fort	19:04.3	226
274	Kyle Galvin	9	Pettisville	19:04.5	227
275	Jonah Volbert	11	Bath	19:06.2	228
276	Colin Butler	9	Mil. Edison	19:08.7	229
277	Toby Karl	10	Genoa Area	19:09.2	230
278	Carter Dircksen	10	Minster	19:10.1	231
279	Quentin Cox	10	Mil. Edison	19:10.7	232
280	Ben Leichty	10	Liberty-Benton	19:12.3	233
281	Connor Carroll-Schramm	10	Eastwood	19:20.2	234
282	Henry Howard	9	Eastwood	19:21.4	235
283	Braylon Leaders	9	Holgate	19:24.5	236
284	Gabe Jones	9	Van Wert	19:24.7	237
285	Chase King	11	Mil. Edison	19:29.9	238
286	Andrew Makay	11	Eastwood	19:31.7	239
287	Justin Barclay	12	Eastwood	19:33.0	240
288	Brock Hull	9	Old Fort	19:34.9	241
289	Audric Ritter	12	Carey	19:36.2	242
290	Bryce Meyer	11	Tinora	19:37.7	243
291	Zach Wertz	12	New Riegel	19:38.4	244
292	Nathan Curry	12	Van Buren	19:40.7	245
293	Lantz Snavelly	12	Seneca East	19:40.9	246
294	Justin Dawson	9	Eastwood	19:41.8	247
295	Chase Witte	11	Gibsonburg	19:42.4	248
296	Ben Loomis	12	Genoa Area	19:44.5	249
297	Blake Witter	9	Perkins	19:50.6	250
298	Shea McMaster	12	Tinora	19:51.1	251
299	Ben Sommers	9	Genoa Area	19:51.5	252
300	Shane Speicher	9	New London	19:52.2	253
301	Jacob Obringer	10	Otsego	19:53.7	254
302	Robinson Elijah	10	Upper Sandusky	19:55.7	255
303	DJ Bensman	9	Minster	19:59.3	256
304	John Paul Yoder	11	Bluffton	19:59.4	257
305	Carlos Bowers	10	Pettisville	20:03.4	258
306	Carter Clouse	10	New Riegel	20:04.6	259
307	David Forrest	12	St. Paul	20:05.2	260
308	Damon Zimmerman	10	Carey	20:06.8	261
309	Cayden Laukhuf	11	Van Wert	20:07.6	262



Race 101 - Boys ALL-Divisions - 5K

10/29/2022 -

Individual Results

Place	Name	Grade	Team	Time	Points
310	Logan Baldrige	10	Tinora	20:08.1	263
311	Mason Cowie	11	New London	20:12.8	264
312	Justin Lininger	11	New Riegel	20:14.3	265
313	Noah Spath	10	Van Wert	20:15.7	266
314	Cameron Molter	10	Gibsonburg	20:33.6	267
315	Aiden Ruggles	10	New London	20:36.9	268
316	Roe Jason	10	Upper Sandusky	20:43.2	269
317	Jayden Bleikamp	10	Pettisville	20:52.1	270
318	Bradley Smith	10	Seneca East	20:59.6	271
319	Noah Hunker	12	Carey	21:17.2	272
320	Veer Meheta	10	Van Buren	22:29.6	273
321	Caleb Martin	10	Tinora	22:45.7	274
322	Mayank Guggilam	10	Van Buren	23:29.0	275

