






















# OHSAA Regional XC Championships - Tiffin

Tiffin

## Race 3 - Div 2 Boys-Top 4 Teams-16 Individuals to State - 5K

10/29/2022 - 1:00 pm

### Team Results

Place	Team	Score	Team Time	Runner Avg	Avg Mile	5 Man Gap	Finish Order	Scoring Order
1	 Shelby	59	Q 1:24:04	16:49	5:25	1:17	1-8-16-28-30-38-52	1-7-11-19-21-27-39
2	 Liberty-Benton	109	Q 1:27:10	17:26	5:37	1:38	5-20-35-40-50-65-77	4-14-25-29-37-50-62
3	 Ottawa-Glandorf	112	Q 1:27:18	17:28	5:38	1:34	6-18-37-41-51-70-74	5-13-26-30-38-55-59
4	 Bath	116	Q 1:27:27	17:30	5:38	1:39	12-29-31-34-54-60-75	9-20-22-24-41-45-60
5	 Van Wert	134	1:27:50	17:34	5:40	2:45	11-17-22-46-80-89-90	8-12-16-33-65-74-75
6	 Upper Sandusky	139	1:28:27	17:42	5:42	2:39	3-14-33-61-73-88-92	2-10-23-46-58-73-77
7	 Otsego	142	1:28:26	17:42	5:42	1:20	24-25-44-47-55-66-87	17-18-31-34-42-51-72
8	 Wauseon	154	1:29:12	17:51	5:45	2:20	4-7-58-63-68-71-72	3-6-44-48-53-56-57
9	 Perkins	163	1:29:42	17:57	5:47	1:49	21-39-48-49-64-69-85	15-28-35-36-49-54-70
10	 Genoa Area	223	1:32:36	18:32	5:58	1:10	45-53-56-62-76-84-86	32-40-43-47-61-69-71
11	 Eastwood	312	1:36:35	19:19	6:14	0:45	67-78-79-81-82-83-91	52-63-64-66-67-68-76
DNP	 St. Marys Memorial		33:17	16:39	5:22		9-10	2 Runners
DNP	 Celina		33:58	16:59	5:28		15-27	2 Runners
DNP	 Ontario		33:59	17:00	5:29		19-23	2 Runners
DNP	 Oak Harbor		35:40	17:50	5:45		36-42	2 Runners
DNP	 Mil. Lake		37:03	18:32	5:58		57-59	2 Runners
DNP	 Bryan		16:11	16:11	5:13		2	1 Runner
DNP	 Defiance		16:43	16:43	5:23		13	1 Runner
DNP	 Coldwater		17:05	17:05	5:30		26	1 Runner
DNP	 Clyde		17:38	17:38	5:41		32	1 Runner
DNP	 Rogers		17:57	17:57	5:47		43	1 Runner



# Race 3 - Div 2 Boys-Top 4 Teams-16 Individuals to State - 5K

10/29/2022 - 1:00 pm

## Individual Results

Place	Name	Grade	Team	Time	Points		Place	Name	Grade	Team	Time	Points	
1	Huck Finnegan	12	Shelby	16:04.3	1	T	40	Matt Ricker	12	Liberty-Benton	17:51.3	29	T
2	Xander Fackler	11	Bryan	16:10.2		I	41	Isaac Macke	11	Ottawa-Glandorf	17:55.9	30	T
3	Vent Ashton	12	Upper Sandusky	16:21.6	2	I	42	Gavin Witt	10	Oak Harbor	17:56.0		
4	Aidan Pena	12	Wauseon	16:29.8	3	I	43	Brandon Payne	11	Rogers	17:57.0		
5	Jackson Hochstettler	9	Liberty-Benton	16:30.4	4	T	44	Nathan Strahm	10	Otsego	17:57.2	31	
6	Ty Rosengarten	10	Ottawa-Glandorf	16:34.3	5	T	45	Alex Shinaver	10	Genoa Area	17:59.8	32	
7	Jack Callan	12	Wauseon	16:35.2	6	I	46	Rylan Miller	11	Van Wert	17:59.9	33	
8	Luke Dininger	12	Shelby	16:36.2	7	T	47	Ben Nusbaum	10	Otsego	18:01.8	34	
9	Calvin Morris	12	St. Marys Memorial	16:37.7		I	48	Keegan Dulaney	10	Perkins	18:02.6	35	
10	Tyler Birt	12	St. Marys Memorial	16:38.7		I	49	Ty Klepper	12	Perkins	18:02.8	36	
11	Drew Laudick	10	Van Wert	16:39.8	8	I	50	Justin Cook	11	Liberty-Benton	18:07.9	37	T
12	Jacob Wireman	10	Bath	16:41.1	9	T	51	Connor Johnson	9	Ottawa-Glandorf	18:08.0	38	T
13	Josiah Gonzales	11	Defiance	16:42.5		I	52	Luke Lesseuer	11	Shelby	18:11.2	39	T
14	Evan Hinesman	11	Upper Sandusky	16:42.6	10	I	53	Kaden McWatters	11	Genoa Area	18:17.4	40	
15	Colin Buening	9	Celina	16:42.8		I	54	Treg Sibert	12	Bath	18:19.5	41	T
16	Indy Mayer	11	Shelby	16:43.3	11	T	55	Jack Seeger	10	Otsego	18:21.6	42	
17	Owen Scott	10	Van Wert	16:44.5	12		56	Nathan Cooper	12	Genoa Area	18:26.3	43	
18	Ty Buckland	12	Ottawa-Glandorf	16:55.4	13	T	57	Connor McClellan	11	Mil. Lake	18:29.1		
19	Miles Meisse	12	Ontario	16:57.1			58	Garrett Leininger	11	Wauseon	18:32.0	44	
20	Gabe St. Amour	11	Liberty-Benton	16:57.3	14	T	59	Micah Balsmeyer	10	Mil. Lake	18:33.8		
21	Max Davis	11	Perkins	16:58.0	15		60	Jaden Ryan	10	Bath	18:36.1	45	T
22	John Kramer	11	Van Wert	17:00.7	16		61	Reile Jameson	10	Upper Sandusky	18:42.9	46	
23	Xavier Trent	9	Ontario	17:01.1			62	James Huston	9	Genoa Area	18:43.3	47	
24	Joseph Brewster	12	Otsego	17:02.1	17		63	Xander Ankney	11	Wauseon	18:45.7	48	
25	Wesley Kellermeier	10	Otsego	17:03.2	18		64	A.j. Bores	12	Perkins	18:47.0	49	
26	Mason Ayers	10	Coldwater	17:04.1			65	Josiah Leichty	10	Liberty-Benton	18:47.3	50	T
27	Conor Krogman	12	Celina	17:14.9			66	RJ Agosti	10	Otsego	18:47.8	51	
28	Marshall Moore	11	Shelby	17:19.2	19	T	67	John Stewart	10	Eastwood	18:48.3	52	
29	Connor Raines	10	Bath	17:20.4	20	T	68	Miles Kuntz	10	Wauseon	18:49.1	53	
30	Carson Perkins	11	Shelby	17:21.0	21	T	69	Carter Deering	12	Perkins	18:49.5	54	
31	Everett Bensman	10	Bath	17:25.1	22	T	70	Jordan Croy	11	Ottawa-Glandorf	18:49.8	55	T
32	Aaron Clapp	11	Clyde	17:37.6			71	Levi Short	11	Wauseon	18:55.6	56	
33	Barr Jason	12	Upper Sandusky	17:39.5	23		72	Matthew Siler	10	Wauseon	18:55.8	57	
34	Landen Jones	10	Bath	17:40.0	24	T	73	Abe Baldwin	10	Upper Sandusky	18:59.9	58	
35	Aiden Lee	9	Liberty-Benton	17:42.4	25	T	74	Cooper Fischer	9	Ottawa-Glandorf	19:01.7	59	T
36	Owen Miller	11	Oak Harbor	17:43.9			75	Jonah Volbert	11	Bath	19:06.2	60	T
37	Hunter Stechschulte	12	Ottawa-Glandorf	17:43.9	26	T	76	Toby Karl	10	Genoa Area	19:09.2	61	
38	Ian Finnegan	12	Shelby	17:47.4	27	T	77	Ben Leichty	10	Liberty-Benton	19:12.3	62	T
39	Colin Ellis	12	Perkins	17:51.0	28								



# Race 3 - Div 2 Boys-Top 4 Teams-16 Individuals to State - 5K

10/29/2022 - 1:00 pm

## Individual Results

Place	Name	Grade	Team	Time	Points
78	Connor Carroll-Schramm	10	Eastwood	19:20.2	63
79	Henry Howard	9	Eastwood	19:21.4	64
80	Gabe Jones	9	Van Wert	19:24.7	65
81	Andrew Makay	11	Eastwood	19:31.7	66
82	Justin Barclay	12	Eastwood	19:33.0	67
83	Justin Dawson	9	Eastwood	19:41.8	68
84	Ben Loomis	12	Genoa Area	19:44.5	69
85	Blake Witter	9	Perkins	19:50.6	70
86	Ben Sommers	9	Genoa Area	19:51.5	71
87	Jacob Obringer	10	Otsego	19:53.7	72
88	Robinson Elijah	10	Upper Sandusky	19:55.7	73
89	Cayden Laukhuf	11	Van Wert	20:07.6	74
90	Noah Spath	10	Van Wert	20:15.7	75
91	Seth Bisbee	11	Eastwood	20:18.4	76
92	Roe Jason	10	Upper Sandusky	20:43.2	77

