






















OHSAA Regional XC Championships - Tiffin

Tiffin

Race 1 - Div 3 Boys-Top 7 Teams-28 Individuals to State - 5K

10/29/2022 - 11:00 am

Team Results

























| Place | Team | Score | Team Time | Runner Avg | Avg Mile | 5 Man Gap | Finish Order | Scoring Order |
|-------|--|-------|-----------|------------|----------|-----------|---------------------------|---------------------------|
| 1 |  Ottawa Hills | 99 | Q 1:23:21 | 16:41 | 5:22 | 1:38 | 1-4-28-43-52-72-122 | 1-4-20-33-41-57-97 |
| 2 |  Lincolnview | 159 | Q 1:25:44 | 17:09 | 5:32 | 1:05 | 23-24-37-62-66-88-141 | 15-16-27-49-52-71-114 |
| 3 |  Columbus Grove | 164 | Q 1:26:15 | 17:15 | 5:34 | 1:14 | 14-38-42-44-76-82-93 | 10-28-32-34-60-65-76 |
| 4 |  Marion Local | 182 | Q 1:26:16 | 17:16 | 5:34 | 1:27 | 11-17-48-67-89-101-115 | 8-12-37-53-72-81-92 |
| 5 |  Archbold | 235 | Q 1:27:07 | 17:26 | 5:37 | 1:21 | 20-25-80-84-91-109-112 | 13-17-64-67-74-88-90 |
| 6 |  Bluffton | 235 | Q 1:26:11 | 17:15 | 5:33 | 2:43 | 2-5-40-120-130-131-166 | 2-5-30-95-103-104-139 |
| 7 |  St. Paul | 252 | Q 1:27:44 | 17:33 | 5:39 | 1:36 | 16-39-63-100-102-137-169 | 11-29-50-80-82-110-142 |
| 8 |  Minster | 272 | 1:27:55 | 17:35 | 5:40 | 2:03 | 27-29-53-103-134-152-165 | 19-21-42-83-107-125-138 |
| 9 |  Sher. Fairview | 281 | 1:28:38 | 17:44 | 5:43 | 0:35 | 51-55-68-83-95-125-126 | 40-44-54-66-77-99-100 |
| 10 |  Holgate | 292 | 1:28:50 | 17:46 | 5:44 | 1:01 | 41-56-79-85-105-118-154 | 31-45-63-68-85-94-127 |
| 11 |  New Bremen | 304 | 1:29:07 | 17:50 | 5:45 | 0:53 | 47-61-69-98-106-117-133 | 36-48-55-79-86-93-106 |
| 12 |  Gibsonburg | 324 | 1:29:24 | 17:53 | 5:46 | 2:33 | 10-49-59-138-148-162-174 | 7-38-47-111-121-135-147 |
| 13 |  Old Fort | 327 | 1:29:42 | 17:57 | 5:47 | 0:53 | 64-74-75-77-123-149-156 | 51-58-59-61-98-122-129 |
| 14 |  New Riegel | 350 | 1:30:27 | 18:06 | 5:50 | 2:16 | 46-58-78-92-159-168-173 | 35-46-62-75-132-141-146 |
| 15 |  Mil. Edison | 354 | 1:29:43 | 17:57 | 5:47 | 2:27 | 26-35-97-136-151-153-155 | 18-25-78-109-124-126-128 |
| 16 |  Seneca East | 360 | 1:30:02 | 18:01 | 5:48 | 1:39 | 32-54-114-127-128-161-177 | 23-43-91-101-102-134-150 |
| 17 |  Tinora | 360 | 1:29:59 | 18:00 | 5:48 | 3:57 | 3-8-104-158-163-171-180 | 3-6-84-131-136-144-153 |
| 18 |  Pettisville | 366 | 1:29:55 | 17:59 | 5:48 | 2:26 | 22-30-111-145-150-167-176 | 14-22-89-118-123-140-149 |
| 19 |  Huron | 410 | 1:31:00 | 18:12 | 5:52 | 1:55 | 33-87-121-132-142-144-146 | 24-70-96-105-115-117-119 |
| 20 |  New London | 418 | 1:31:38 | 18:20 | 5:54 | 3:18 | 13-86-108-143-164-172-175 | 9-69-87-116-137-145-148 |
| 21 |  Carey | 453 | 1:32:37 | 18:32 | 5:58 | 2:10 | 50-71-135-147-157-170-178 | 39-56-108-120-130-143-151 |

FinishTiming

Race 1 - Div 3 Boys-Top 7 Teams-28 Individuals to State - 5K

10/29/2022 - 11:00 am

Team Results

| Place | Team | Score | Team Time | Runner Avg | Avg Mile | 5 Man Gap | Finish Order | Scoring Order |
|-------|---|-------|-----------|------------|----------|-----------|---------------------------|---------------------------|
| 22 |  Van Buren | 457 | 1:32:23 | 18:29 | 5:57 | 2:39 | 36-90-139-140-160-179-181 | 26-73-112-113-133-152-154 |
| DNP |  Gorham Fayette | | 33:14 | 16:37 | 5:21 | | 12-21 | 2 Runners |
| DNP |  Colonel Crawford | | 34:12 | 17:06 | 5:31 | | 19-57 | 2 Runners |
| DNP |  Mohawk | | 35:12 | 17:36 | 5:40 | | 15-124 | 2 Runners |
| DNP |  Bucyrus | | 36:30 | 18:15 | 5:53 | | 81-129 | 2 Runners |
| DNP |  Upper Scioto Valley | | 16:08 | 16:08 | 5:12 | | 6 | 1 Runner |
| DNP |  Spencerville | | 16:12 | 16:12 | 5:13 | | 7 | 1 Runner |
| DNP |  Ft. Recovery | | 16:26 | 16:26 | 5:18 | | 9 | 1 Runner |
| DNP |  Ash. Crestview | | 16:38 | 16:38 | 5:22 | | 18 | 1 Runner |
| DNP |  Hicksville | | 16:58 | 16:58 | 5:28 | | 31 | 1 Runner |
| DNP |  Antwerp | | 17:00 | 17:00 | 5:29 | | 34 | 1 Runner |
| DNP |  Liberty Center | | 17:22 | 17:22 | 5:36 | | 45 | 1 Runner |
| DNP |  Delta | | 17:37 | 17:37 | 5:40 | | 60 | 1 Runner |
| DNP |  Coll Western | | 17:42 | 17:42 | 5:42 | | 65 | 1 Runner |
| DNP |  Hardin Northern | | 17:46 | 17:46 | 5:43 | | 70 | 1 Runner |
| DNP |  Elmwood | | 17:48 | 17:48 | 5:44 | | 73 | 1 Runner |
| DNP |  Parkway | | 18:01 | 18:01 | 5:48 | | 94 | 1 Runner |
| DNP |  Kalida | | 18:03 | 18:03 | 5:49 | | 96 | 1 Runner |
| DNP |  Mans. Christian | | 18:07 | 18:07 | 5:50 | | 99 | 1 Runner |
| DNP |  Hopewell-Loudon | | 18:17 | 18:17 | 5:54 | | 107 | 1 Runner |
| DNP |  Tol. Emmanuel Christian | | 18:20 | 18:20 | 5:55 | | 110 | 1 Runner |
| DNP |  Margaretta | | 18:23 | 18:23 | 5:56 | | 113 | 1 Runner |
| DNP |  Leipsic | | 18:28 | 18:28 | 5:57 | | 116 | 1 Runner |
| DNP |  Wayne Trace | | 18:30 | 18:30 | 5:58 | | 119 | 1 Runner |



Race 1 - Div 3 Boys-Top 7 Teams-28 Individuals to State - 5K

10/29/2022 - 11:00 am

Individual Results

| Place | Name | Grade | Team | Time | Points | | Place | Name | Grade | Team | Time | Points | |
|-------|-------------------|-------|---------------------|---------|--------|---|-------|----------------------|-------|------------------|---------|--------|---|
| 1 | Riley Nixon | 11 | Ottawa Hills | 15:49.9 | 1 | T | 40 | Sam Derstine | 12 | Bluffton | 17:11.4 | 30 | T |
| 2 | Erik Nygaard | 12 | Bluffton | 15:54.1 | 2 | T | 41 | Jack Westrick | 12 | Holgate | 17:15.0 | 31 | |
| 3 | Jaxen Durfey | 12 | Tinora | 15:54.6 | 3 | I | 42 | Bryce Bonifas | 10 | Columbus Grove | 17:19.9 | 32 | T |
| 4 | Thomas Franklin | 12 | Ottawa Hills | 15:58.7 | 4 | T | 43 | Joe Mayer-Heckathorn | 9 | Ottawa Hills | 17:20.2 | 33 | T |
| 5 | Landon Armstrong | 12 | Bluffton | 15:59.2 | 5 | T | 44 | Evan Pitts | 11 | Columbus Grove | 17:20.9 | 34 | T |
| 6 | Joe Parker | 12 | Upper Scioto Valley | 16:07.2 | | I | 45 | Matthew Marlow | 12 | Liberty Center | 17:21.5 | | |
| 7 | Lanny Oakman | 12 | Spencerville | 16:11.2 | | I | 46 | Cameron Hohman | 9 | New Riegel | 17:23.1 | 35 | |
| 8 | Paul Westrick | 10 | Tinora | 16:22.1 | 6 | I | 47 | Zach Wiedeman | 11 | New Bremen | 17:24.4 | 36 | |
| 9 | Trevor Heitkamp | 11 | Ft. Recovery | 16:26.0 | | I | 48 | Wesley Schoen | 11 | Marion Local | 17:25.4 | 37 | T |
| 10 | Anthony Caprara | 10 | Gibsonburg | 16:30.4 | 7 | I | 49 | Cyler Amor | 12 | Gibsonburg | 17:26.1 | 38 | |
| 11 | Troy Stucke | 12 | Marion Local | 16:31.4 | 8 | T | 50 | Brayden Young | 11 | Carey | 17:27.0 | 39 | |
| 12 | Jose Blanco | 10 | Gorham Fayette | 16:34.2 | | I | 51 | Andrew Timbrook | 11 | Sher. Fairview | 17:27.1 | 40 | |
| 13 | Jalen Randleman | 11 | New London | 16:35.0 | 9 | I | 52 | Max Chandar-Kouba | 12 | Ottawa Hills | 17:27.7 | 41 | T |
| 14 | Trent Koch | 12 | Columbus Grove | 16:36.5 | 10 | T | 53 | Nick Prenger | 10 | Minster | 17:28.2 | 42 | |
| 15 | Brayden Cleveland | 10 | Mohawk | 16:36.8 | | I | 54 | Evan Schiefer | 10 | Seneca East | 17:29.8 | 43 | |
| 16 | Ian Deeter | 12 | St. Paul | 16:37.2 | 11 | T | 55 | Kyle Rabe | 11 | Sher. Fairview | 17:30.2 | 44 | |
| 17 | Noah Budde | 12 | Marion Local | 16:37.5 | 12 | T | 56 | Logan Miller | 11 | Holgate | 17:32.3 | 45 | |
| 18 | Cooper Brockway | 10 | Ash. Crestview | 16:38.0 | | I | 57 | Braeden Grau | 9 | Colonel Crawford | 17:33.4 | | |
| 19 | Shawn Auck | 9 | Colonel Crawford | 16:38.1 | | I | 58 | Zach Zoeller | 12 | New Riegel | 17:35.1 | 46 | |
| 20 | Aden McCarty | 12 | Archbold | 16:39.1 | 13 | T | 59 | Tyler Hill | 9 | Gibsonburg | 17:35.3 | 47 | |
| 21 | Wyatt Mitchell | 11 | Gorham Fayette | 16:39.2 | | I | 60 | Konnor Hawkins | 10 | Delta | 17:36.1 | | |
| 22 | Zach Mcwatters | 12 | Pettisville | 16:39.2 | 14 | I | 61 | Patrick Bernhold | 12 | New Bremen | 17:36.2 | 48 | |
| 23 | Conner Baldauf | 11 | Lincolnview | 16:39.3 | 15 | T | 62 | Maddox Norton | 11 | Lincolnview | 17:36.6 | 49 | T |
| 24 | Kreston Tow | 10 | Lincolnview | 16:39.9 | 16 | T | 63 | Nick Centa | 12 | St. Paul | 17:37.1 | 50 | T |
| 25 | Caleb Harrow | 10 | Archbold | 16:40.6 | 17 | T | 64 | Cale Hull | 9 | Old Fort | 17:40.4 | 51 | |
| 26 | Kellen McDonnell | 9 | Mil. Edison | 16:42.1 | 18 | I | 65 | Sean Murdock | 12 | Coll Western | 17:41.6 | | |
| 27 | Jack Grieshop | 11 | Minster | 16:43.4 | 19 | I | 66 | Kaleb Denman | 10 | Lincolnview | 17:43.4 | 52 | T |
| 28 | Michael Kelley | 11 | Ottawa Hills | 16:44.1 | 20 | T | 67 | Trey Goettemoeller | 9 | Marion Local | 17:43.6 | 53 | T |
| 29 | Ryan Halpin | 11 | Minster | 16:44.3 | 21 | | 68 | Braylin Snyder | 11 | Sher. Fairview | 17:43.7 | 54 | |
| 30 | Jack Leppelmeier | 9 | Pettisville | 16:53.4 | 22 | | 69 | Dominic Shroyer | 11 | New Bremen | 17:44.4 | 55 | |
| 31 | Ben Taylor | 9 | Hicksville | 16:57.1 | | | 70 | Zeb Wilson | 12 | Hardin Northern | 17:45.4 | | |
| 32 | Brycen Lantz | 11 | Seneca East | 16:57.1 | 23 | | 71 | Bryce Young | 12 | Carey | 17:46.6 | 56 | |
| 33 | Tyler Kohlmann | 12 | Huron | 16:59.2 | 24 | | 72 | Sage Egan | 12 | Ottawa Hills | 17:47.2 | 57 | T |
| 34 | Kamren Johnson | 10 | Antwerp | 16:59.4 | | | 73 | Jakob Zibbel | 11 | Elmwood | 17:47.8 | | |
| 35 | Jackson Michaelis | 10 | Mil. Edison | 16:59.9 | 25 | | 74 | Dalton Hessick | 9 | Old Fort | 17:48.4 | 58 | |
| 36 | Hudson Sendelbach | 12 | Van Buren | 17:02.4 | 26 | | 75 | Daniel Steyer | 11 | Old Fort | 17:49.3 | 59 | |
| 37 | Evan Johns | 10 | Lincolnview | 17:04.6 | 27 | T | 76 | Anden Blankemeyer | 12 | Columbus Grove | 17:50.0 | 60 | T |
| 38 | Luke Ellerbrock | 11 | Columbus Grove | 17:07.6 | 28 | T | 77 | Aaron Wilson | 12 | Old Fort | 17:50.4 | 61 | |
| 39 | Isaac Thimke | 12 | St. Paul | 17:10.0 | 29 | T | | | | | | | |



Race 1 - Div 3 Boys-Top 7 Teams-28 Individuals to State - 5K

10/29/2022 - 11:00 am

Individual Results

| Place | Name | Grade | Team | Time | Points | Place | Name | Grade | Team | Time | Points |
|-------|--------------------|-------|----------------------------|---------|--------|-------|-------------------|-------|----------------|---------|--------|
| 78 | Alec Hohman | 9 | New Riegel | 17:50.5 | 62 | 116 | Jacob Walther | 11 | Leipsic | 18:27.6 | |
| 79 | Ethan Fritz | 12 | Holgate | 17:51.5 | 63 | 117 | Jonathan Zimpfer | 12 | New Bremen | 18:28.6 | 93 |
| 80 | Brennan Garrow | 11 | Archbold | 17:52.9 | 64 T | 118 | Nathan Miller | 10 | Holgate | 18:29.2 | 94 |
| 81 | Deven Deskins | 11 | Bucyrus | 17:53.3 | | 119 | Gage Ogle | 10 | Wayne Trace | 18:29.4 | |
| 82 | Levi Bryan | 10 | Columbus Grove | 17:53.6 | 65 T | 120 | Liam Jordan | 11 | Bluffton | 18:29.6 | 95 T |
| 83 | Ethan Panico | 11 | Sher. Fairview | 17:54.5 | 66 | 121 | Beren Dennis | 10 | Huron | 18:30.7 | 96 |
| 84 | Landon Stamm | 12 | Archbold | 17:54.6 | 67 T | 122 | Kaed Egan | 9 | Ottawa Hills | 18:32.7 | 97 T |
| 85 | Luke Parsons | 9 | Holgate | 17:55.5 | 68 | 123 | Heath LEMONS | 9 | Old Fort | 18:33.0 | 98 |
| 86 | Wyatt Harrison | 12 | New London | 17:57.1 | 69 | 124 | A.j Hess | 12 | Mohawk | 18:34.4 | |
| 87 | Sage Edgerly-Bork | 9 | Huron | 17:57.6 | 70 | 125 | Aiden Casterline | 10 | Sher. Fairview | 18:34.6 | 99 |
| 88 | Brandon Renner | 12 | Lincolnview | 17:57.8 | 71 T | 126 | Aspen Brubaker | 11 | Sher. Fairview | 18:34.9 | 100 |
| 89 | Lucas Broering | 11 | Marion Local | 17:58.0 | 72 T | 127 | Nevin Holmes | 9 | Seneca East | 18:35.3 | 101 |
| 90 | Reed Harmon | 11 | Van Buren | 17:59.0 | 73 | 128 | Isaac Mason | 12 | Seneca East | 18:35.6 | 102 |
| 91 | Oliver Seibert | 10 | Archbold | 17:59.2 | 74 T | 129 | Karter Boggs | 9 | Bucyrus | 18:36.0 | |
| 92 | Aaron Hohman | 11 | New Riegel | 17:59.3 | 75 | 130 | Landon Sehlhorst | 9 | Bluffton | 18:36.5 | 103 T |
| 93 | Logan Mershman | 11 | Columbus Grove | 18:00.0 | 76 T | 131 | Jonah Rehm | 12 | Bluffton | 18:37.7 | 104 T |
| 94 | Tyler ROWEN | 11 | Parkway | 18:00.2 | | 132 | Jake Case | 10 | Huron | 18:38.3 | 105 |
| 95 | Carson Sims | 11 | Sher. Fairview | 18:01.8 | 77 | 133 | Cole Powers | 12 | New Bremen | 18:42.5 | 106 |
| 96 | Colin Heitmeyer | 11 | Kalida | 18:02.6 | | 134 | Noah Walter | 12 | Minster | 18:45.9 | 107 |
| 97 | Everett Gfell | 10 | Mil. Edison | 18:04.2 | 78 | 135 | Caden Cole | 12 | Carey | 18:46.7 | 108 |
| 98 | Sam Bernhold | 10 | New Bremen | 18:05.0 | 79 | 136 | Ricky Oliver | 10 | Mil. Edison | 18:47.6 | 109 |
| 99 | Grantham Trumpower | 9 | Mans. Christian | 18:06.7 | | 137 | Gavin Ross | 12 | St. Paul | 18:48.5 | 110 T |
| 100 | Owen Thimke | 9 | St. Paul | 18:06.7 | 80 T | 138 | Jacob Henderson | 11 | Gibsonburg | 18:49.7 | 111 |
| 101 | Dalton Pohlmann | 9 | Marion Local | 18:08.1 | 81 T | 139 | Michael Huffman | 12 | Van Buren | 18:50.2 | 112 |
| 102 | Seth Ridge | 10 | St. Paul | 18:12.8 | 82 T | 140 | Carter Fry | 9 | Van Buren | 18:50.4 | 113 |
| 103 | Jim Trzaska | 12 | Minster | 18:12.9 | 83 | 141 | Ethan Scaggs | 11 | Lincolnview | 18:50.8 | 114 T |
| 104 | Logan Coy | 9 | Tinora | 18:13.1 | 84 | 142 | Carter Schlessman | 10 | Huron | 18:53.3 | 115 |
| 105 | Evan Dopp | 11 | Holgate | 18:15.5 | 85 | 143 | Elliot Stroup | 12 | New London | 18:54.6 | 116 |
| 106 | Gavin Spragg | 12 | New Bremen | 18:16.5 | 86 | 144 | Nate Hinners | 11 | Huron | 18:55.0 | 117 |
| 107 | Xander Roerdink | 10 | Hopewell-Loudon | 18:16.8 | | 145 | Luke VanDenBerghe | 12 | Pettisville | 18:56.8 | 118 |
| 108 | Presley Ferguson | 9 | New London | 18:18.3 | 87 | 146 | Ryan Sas | 11 | Huron | 19:00.2 | 119 |
| 109 | Corbin Stamm | 12 | Archbold | 18:20.0 | 88 T | 147 | Aaron Lortz | 10 | Carey | 19:00.4 | 120 |
| 110 | Malachi O'Brien | 9 | Tol. Emmanuel Christian | 18:20.0 | | 148 | Austyn Bowe | 12 | Gibsonburg | 19:02.5 | 121 |
| 111 | Caden Bishop | 10 | Pettisville | 18:21.0 | 89 | 149 | Gabe Smith | 12 | Old Fort | 19:04.3 | 122 |
| 112 | Brad Voll | 11 | Archbold | 18:22.2 | 90 T | 150 | Kyle Galvin | 9 | Pettisville | 19:04.5 | 123 |
| 113 | Benjamin Burroughs | 12 | Margaretta | 18:23.0 | | 151 | Colin Butler | 9 | Mil. Edison | 19:08.7 | 124 |
| 114 | Leo Schreiner | 11 | Seneca East | 18:24.2 | 91 | 152 | Carter Dircksen | 10 | Minster | 19:10.1 | 125 |
| 115 | Preston Kemper | 11 | Marion Local | 18:25.2 | 92 T | 153 | Quentin Cox | 10 | Mil. Edison | 19:10.7 | 126 |
| | | | | | | 154 | Braylon Leaders | 9 | Holgate | 19:24.5 | 127 |



Race 1 - Div 3 Boys-Top 7 Teams-28 Individuals to State - 5K

10/29/2022 - 11:00 am

Individual Results

| Place | Name | Grade | Team | Time | Points |
|-------|-----------------|-------|-------------|---------|--------|
| 155 | Chase King | 11 | Mil. Edison | 19:29.9 | 128 |
| 156 | Brock Hull | 9 | Old Fort | 19:34.9 | 129 |
| 157 | Audric Ritter | 12 | Carey | 19:36.2 | 130 |
| 158 | Bryce Meyer | 11 | Tinora | 19:37.7 | 131 |
| 159 | Zach Wertz | 12 | New Riegel | 19:38.4 | 132 |
| 160 | Nathan Curry | 12 | Van Buren | 19:40.7 | 133 |
| 161 | Lantz Snively | 12 | Seneca East | 19:40.9 | 134 |
| 162 | Chase Witte | 11 | Gibsonburg | 19:42.4 | 135 |
| 163 | Shea McMaster | 12 | Tinora | 19:51.1 | 136 |
| 164 | Shane Speicher | 9 | New London | 19:52.2 | 137 |
| 165 | DJ Bensman | 9 | Minster | 19:59.3 | 138 |
| 166 | John Paul Yoder | 11 | Bluffton | 19:59.4 | 139 T |
| 167 | Carlos Bowers | 10 | Pettisville | 20:03.4 | 140 |
| 168 | Carter Clouse | 10 | New Riegel | 20:04.6 | 141 |
| 169 | David Forrest | 12 | St. Paul | 20:05.2 | 142 T |
| 170 | Damon Zimmerly | 10 | Carey | 20:06.8 | 143 |
| 171 | Logan Baldrige | 10 | Tinora | 20:08.1 | 144 |
| 172 | Mason Cowie | 11 | New London | 20:12.8 | 145 |
| 173 | Justin Lininger | 11 | New Riegel | 20:14.3 | 146 |
| 174 | Cameron Molter | 10 | Gibsonburg | 20:33.6 | 147 |
| 175 | Aiden Ruggles | 10 | New London | 20:36.9 | 148 |
| 176 | Jayden Bleikamp | 10 | Pettisville | 20:52.1 | 149 |
| 177 | Bradley Smith | 10 | Seneca East | 20:59.6 | 150 |
| 178 | Noah Hunker | 12 | Carey | 21:17.2 | 151 |
| 179 | Veer Meheta | 10 | Van Buren | 22:29.6 | 152 |
| 180 | Caleb Martin | 10 | Tinora | 22:45.7 | 153 |
| 181 | Mayank Guggilam | 10 | Van Buren | 23:29.0 | 154 |

