






















# OHSAA Regional XC Championships - Tiffin

Tiffin

**Race 2 - Div 3 Girls-Top 7 Teams-28 Individuals to State - 5K**

**10/29/2022 - 11:45 am**

## Team Results

Place	Team	Score	Team Time	Runner Avg	Avg Mile	5 Man Gap	Finish Order	Scoring Order
1	 Minster	76	Q 1:36:49	19:22	6:14	1:27	6-11-15-23-37-43-49	5-9-12-19-31-35-36
2	 Colonel Crawford	151	Q 1:41:02	20:13	6:31	1:58	7-30-50-53-59-73-113	6-25-37-39-44-52-86
3	 Patrick Henry	156	Q 1:40:39	20:08	6:29	2:15	14-16-29-61-83-126-157	11-13-24-46-62-96-126
4	 Liberty Center	170	Q 1:40:42	20:09	6:29	2:43	8-9-31-64-109-168-177	7-8-26-47-82-137-146
5	 Ottawa Hills	201	Q 1:41:55	20:23	6:34	2:29	13-21-33-90-107-127-144	10-17-27-67-80-97-113
6	 Huron	230	Q 1:42:41	20:33	6:37	3:03	3-17-77-100-108-133-175	3-14-56-76-81-103-144
7	 Ft. Recovery	265	Q 1:44:37	20:56	6:45	2:17	24-51-71-95-111-132-134	20-38-51-72-84-102-104
8	 Gibsonburg	271	1:44:00	20:48	6:42	2:49	26-35-38-105-141-172-179	21-29-32-79-110-141-148
9	 St. Henry	303	1:46:39	21:20	6:52	1:13	55-60-79-87-124-143-147	41-45-58-65-94-112-116
10	 New London	303	1:45:23	21:05	6:47	4:27	2-70-81-92-153-182-183	2-50-60-69-122-151-152
11	 Holgate	313	1:46:14	21:15	6:51	1:43	40-56-84-110-122-180-190	33-42-63-83-92-149-159
12	 Woodmore	317	1:46:10	21:14	6:51	3:53	20-54-69-103-166-176	16-40-49-77-135-145
13	 Old Fort	330	1:45:21	21:05	6:47	4:10	1-80-91-125-137-184-188	1-59-68-95-107-153-157
14	 New Bremen	334	1:47:34	21:31	6:56	0:32	75-78-82-98-116-159-167	54-57-61-74-88-128-136
15	 Mil. Edison	344	1:45:29	21:06	6:48	3:58	4-34-115-136-150-160-163	4-28-87-106-119-129-132
16	 Pettisville	354	1:46:50	21:22	6:53	2:29	27-88-99-123-128-140-156	22-66-75-93-98-109-125
17	 Ash. Crestview	363	1:47:40	21:32	6:56	2:46	36-74-86-117-158-162-169	30-53-64-89-127-131-138
18	 Parkway	367	1:47:39	21:32	6:56	2:56	41-58-94-112-165-170-173	34-43-71-85-134-139-142
19	 Archbold	387	1:47:18	21:28	6:55	2:57	19-97-120-130-139-142-174	15-73-91-100-108-111-143
20	 Lincolnview	416	1:48:20	21:40	6:59	3:25	22-76-135-148-152-154-189	18-55-105-117-121-123-158
21	 Margaretta	474	1:50:46	22:10	7:08	2:06	66-93-129-155-164-181	48-70-99-124-133-150



# Race 2 - Div 3 Girls-Top 7 Teams-28 Individuals to State - 5K

10/29/2022 - 11:45 am

## Team Results





Place	Team	Score	Team Time	Runner Avg	Avg Mile	5 Man Gap	Finish Order	Scoring Order
22	 Van Buren	522	1:53:55	22:47	7:20	6:02	28-104-151-178-185-186-187	23-78-120-147-154-155-156
23	 Hopewell-Loudon	538	1:51:42	22:21	7:12	0:51	118-131-145-146-149-161-171	90-101-114-115-118-130-140
DNP	 Delta		40:05	20:03	6:28		10-63	2 Runners
DNP	 Wayne Trace		41:20	20:40	6:40		39-67	2 Runners
DNP	 Columbus Grove		41:31	20:46	6:41		48-62	2 Runners
DNP	 Sher. Fairview		42:54	21:27	6:55		72-102	2 Runners
DNP	 Seneca East		18:44	18:44	6:02		5	1 Runner
DNP	 Tinora		19:12	19:12	6:11		12	1 Runner
DNP	 Riverdale		19:21	19:21	6:14		18	1 Runner
DNP	 Gorham Fayette		19:29	19:29	6:17		25	1 Runner
DNP	 Kalida		19:59	19:59	6:26		32	1 Runner
DNP	 Tol. Emmanuel Christian		20:21	20:21	6:33		42	1 Runner
DNP	 Antwerp		20:29	20:29	6:36		44	1 Runner
DNP	 Carey		20:29	20:29	6:36		45	1 Runner
DNP	Miller City		20:30	20:30	6:36		46	1 Runner
DNP	 Bluffton		20:34	20:34	6:38		47	1 Runner
DNP	 Danbury		20:45	20:45	6:41		52	1 Runner
DNP	 Waynesfield-Goshen		20:49	20:49	6:42		57	1 Runner
DNP	 Wynford		21:01	21:01	6:46		65	1 Runner
DNP	 Genoa Area		21:06	21:06	6:48		68	1 Runner
DNP	 Lakota		21:31	21:31	6:56		85	1 Runner
DNP	Del. St. Johns		21:35	21:35	6:57		89	1 Runner
DNP	 St. Paul		21:37	21:37	6:58		96	1 Runner
DNP	 Mohawk		21:41	21:41	6:59		101	1 Runner
DNP	 Toledo Christian		21:43	21:43	7:00		106	1 Runner



# Race 2 - Div 3 Girls-Top 7 Teams-28 Individuals to State - 5K

10/29/2022 - 11:45 am

## Team Results

Place	Team	Score	Team Time	Runner Avg	Avg Mile	5 Man Gap	Finish Order	Scoring Order
DNP	 Lucas		21:47	21:47	7:01		114	1 Runner
DNP	 New Knoxville		21:57	21:57	7:04		119	1 Runner
DNP	 New Riegel		21:58	21:58	7:05		121	1 Runner
DNP	 Con. Crestview		22:16	22:16	7:10		138	1 Runner



# Race 2 - Div 3 Girls-Top 7 Teams-28 Individuals to State - 5K

10/29/2022 - 11:45 am

## Individual Results

Place	Name	Grade	Team	Time	Points	
1	Macie Miller	11	Old Fort	18:04.9	1	I
2	Reese Landis	11	New London	18:22.9	2	I
3	Kennedy Schlessman	12	Huron	18:39.6	3	T
4	Grace Anderson	10	Mil. Edison	18:42.7	4	I
5	Lilly Schiefer	11	Seneca East	18:43.9		I
6	Taylor Roth	12	Minster	18:46.0	5	T
7	Cecelia Chase	11	Colonel Crawford	18:54.0	6	T
8	Makayla Meller	11	Liberty Center	19:00.6	7	T
9	Gracie Miller	11	Liberty Center	19:05.2	8	T
10	Josilyn Welch	10	Delta	19:06.6		I
11	Margaret Hemmelgarn	11	Minster	19:08.9	9	T
12	Lauren Sattler	11	Tinora	19:11.4		I
13	JoAnna Kelley	11	Ottawa Hills	19:13.6	10	T
14	Mia Amador	9	Patrick Henry	19:14.0	11	T
15	Chaney Cedarleaf	11	Minster	19:15.5	12	T
16	Emily Gillson	11	Patrick Henry	19:16.1	13	T
17	Jadyn Towns	11	Huron	19:20.3	14	T
18	Allison Woodruff	10	Riverdale	19:20.3		I
19	Sophie Rupp	12	Archbold	19:20.5	15	I
20	Olivia Vogelpohl	12	Woodmore	19:21.5	16	I
21	Elanora Smith	12	Ottawa Hills	19:22.1	17	T
22	Brynleigh Moody	9	Lincolnview	19:23.4	18	I
23	Annie Hemmelgarn	9	Minster	19:25.5	19	T
24	Natalie Brunswick	11	Ft. Recovery	19:28.0	20	T
25	Leslie Burrow	11	Gorham Fayette	19:28.5		I
26	Emelia Simmons	12	Gibsonburg	19:33.0	21	I
27	Kendall Sears	10	Pettisville	19:35.1	22	I
28	Lily Grady	10	Van Buren	19:37.9	23	I
29	Lexi Holloway	11	Patrick Henry	19:46.1	24	T
30	Gabby Roston	10	Colonel Crawford	19:51.0	25	T
31	Cassie Elieff	12	Liberty Center	19:53.2	26	T
32	Andrea Burgei	11	Kalida	19:58.7		
33	Audrey Nixon	9	Ottawa Hills	20:02.0	27	T
34	Peyton Facemire	12	Mil. Edison	20:06.6	28	
35	Mary Myerholtz	10	Gibsonburg	20:09.6	29	
36	Leyna Gerich	10	Ash. Crestview	20:09.6	30	
37	Morgan Ketner	11	Minster	20:13.0	31	T
38	Brianna Montgomery	12	Gibsonburg	20:14.3	32	

Place	Name	Grade	Team	Time	Points	
39	Kiara Bahena	12	Wayne Trace	20:15.1		
40	Hannah Swary	11	Holgate	20:15.4	33	
41	Amanda Barrett	10	Parkway	20:15.9	34	
42	Jenna Ramsey	12	Tol. Emmanuel Christian	20:20.7		
43	Ava Stammen	10	Minster	20:23.0	35	T
44	Leigha Doster	9	Antwerp	20:28.1		
45	Chloe Etzinger	10	Carey	20:28.5		
46	Pfau Andrea	10	Miller City	20:29.8		
47	June Essinger	10	Bluffton	20:33.7		
48	Sarah Kamphaus	9	Columbus Grove	20:33.8		
49	Rachel Niekamp	11	Minster	20:34.5	36	T
50	Olivia Hardy	10	Colonel Crawford	20:39.1	37	T
51	Jenna Hart	11	Ft. Recovery	20:40.1	38	T
52	Emma Redett	9	Danbury	20:44.3		
53	Izzy Roston	11	Colonel Crawford	20:45.5	39	T
54	Emma Hammer	11	Woodmore	20:46.5	40	
55	Raleigh Baumer	11	St. Henry	20:47.2	41	
56	Elisabeth Willett	12	Holgate	20:47.7	42	
57	Taylor Spencer	12	Waynesfield-Goshen	20:48.9		
58	Jordyn Schaefer	9	Parkway	20:50.9	43	
59	Rylinn Edgington	9	Colonel Crawford	20:51.5	44	T
60	Ally Heath	11	St. Henry	20:53.3	45	
61	Olivia Rettig	10	Patrick Henry	20:53.8	46	T
62	Lily Montgomery	9	Columbus Grove	20:57.0		
63	Paige Hosler	9	Delta	20:58.3		
64	Mallory Stark	12	Liberty Center	21:00.0	47	T
65	Briana Westrick	10	Wynford	21:00.2		
66	Olivia Saylor	11	Margaretta	21:04.4	48	
67	Abby Moore	12	Wayne Trace	21:04.8		
68	Molly Coleman	12	Genoa Area	21:05.6		
69	Jordan Beam	12	Woodmore	21:05.9	49	
70	Valery Henry	9	New London	21:07.7	50	
71	Ellie Will	11	Ft. Recovery	21:07.7	51	T
72	Cheyenne Zeedyk	10	Sher. Fairview	21:12.2		
73	Brynn Bruner	9	Colonel Crawford	21:14.1	52	T
74	Georgia McFarland	10	Ash. Crestview	21:15.1	53	
75	Caroline Whitlatch	12	New Bremen	21:16.5	54	
76	Keira Breese	9	Lincolnview	21:18.2	55	



# Race 2 - Div 3 Girls-Top 7 Teams-28 Individuals to State - 5K

10/29/2022 - 11:45 am

## Individual Results

Place	Name	Grade	Team	Time	Points	
77	Samantha Lesnak	10	Huron	21:19.1	56	T
78	Riley Suchland	9	New Bremen	21:23.2	57	
79	Mya Knapke	10	St. Henry	21:26.1	58	
80	Hannah Tackett	11	Old Fort	21:26.5	59	
81	Alyssa Henry	11	New London	21:28.3	60	
82	Molly Dues	12	New Bremen	21:28.3	61	
83	Linnea Meyer	9	Patrick Henry	21:28.4	62	T
84	Ruth Bok	10	Holgate	21:28.5	63	
85	Grace Kehn	11	Lakota	21:30.3		
86	Emmie Kemp	9	Ash. Crestview	21:31.3	64	
87	Alanna Mescher	10	St. Henry	21:31.7	65	
88	Grace Remington	10	Pettisville	21:34.0	66	
89	Brezlynn Rohr	10	Del. St. Johns	21:34.1		
90	Freya Klaas	9	Ottawa Hills	21:34.1	67	T
91	Ryanne Benner	11	Old Fort	21:34.1	68	
92	Clara Good	10	New London	21:34.1	69	
93	Ariana Hewitt	12	Margaretta	21:35.0	70	
94	Christina Tong	9	Parkway	21:35.2	71	
95	Caitlin Weitzel	12	Ft. Recovery	21:36.3	72	T
96	Adele Dowdell	10	St. Paul	21:36.9		
97	Annika DeLong	12	Archbold	21:37.0	73	
98	Shaylee Boyle	10	New Bremen	21:37.5	74	
99	Madison Remington	10	Pettisville	21:37.6	75	
100	Liz Heidl	9	Huron	21:39.2	76	T
101	Addison Horner	10	Mohawk	21:40.5		
102	Kayla Mavis	10	Sher. Fairview	21:41.2		
103	Caydie Buchanan	11	Woodmore	21:41.3	77	
104	Kate Schroeder	9	Van Buren	21:41.8	78	
105	Kara Long	12	Gibsonburg	21:41.9	79	
106	Mackenzie Delauter	10	Toledo Christian	21:42.2		
107	Anna Ellingson	11	Ottawa Hills	21:42.3	80	T
108	Lucy Watson	11	Huron	21:42.4	81	T
109	Reagan Dulle	12	Liberty Center	21:42.8	82	T
110	Kaylynn Ashbaugh	11	Holgate	21:43.8	83	
111	Alexis Wendel	12	Ft. Recovery	21:44.4	84	T
112	Paige Williamson	11	Parkway	21:44.4	85	
113	Maria Smith	12	Colonel Crawford	21:44.5	86	T
114	Chloe Sturts	10	Lucas	21:46.5		
115	Lily Risner	9	Mil. Edison	21:47.8	87	

Place	Name	Grade	Team	Time	Points	
116	Chloe Homan	11	New Bremen	21:47.8	88	
117	Alina Durbin	9	Ash. Crestview	21:48.7	89	
118	Hannah Schriener	10	Hopewell-Loudon	21:49.1	90	
119	Ariyah Pfenning	9	New Knoxville	21:56.3		
120	Kirsten DeLong	10	Archbold	21:57.2	91	
121	Isabelle Wood	12	New Riegel	21:58.0		
122	Graysen Jones	9	Holgate	21:58.2	92	
123	Sophie Sterken	11	Pettisville	21:59.6	93	
124	Joscie Evers	12	St. Henry	21:59.8	94	
125	Elizabeth Straub	12	Old Fort	22:00.3	95	
126	Madison Prigge	12	Patrick Henry	22:01.6	96	T
127	Elsa Klaas	9	Ottawa Hills	22:01.9	97	T
128	Renee Hoylman	12	Pettisville	22:03.5	98	
129	Emma LaFollette	12	Margaretta	22:04.7	99	
130	Allie Buehrer	11	Archbold	22:05.8	100	
131	Izabella Frankart	12	Hopewell-Loudon	22:08.0	101	
132	Megan Diller	12	Ft. Recovery	22:08.1	102	T
133	Allison Blevins	12	Huron	22:09.0	103	T
134	Joelle Kaup	10	Ft. Recovery	22:10.0	104	T
135	Harper Reindel	9	Lincolnview	22:10.1	105	
136	Mary Anderson	11	Mil. Edison	22:11.6	106	
137	Cameran Cleveland	12	Old Fort	22:14.5	107	
138	Anna Gardner	9	Con. Crestview	22:15.8		
139	Trinity Lauber	10	Archbold	22:16.7	108	
140	Elise Hoylman	12	Pettisville	22:18.2	109	
141	Sophia Paul	11	Gibsonburg	22:21.2	110	
142	Kylie Wanemacher	9	Archbold	22:21.4	111	
143	Quinn Lefeld	9	St. Henry	22:27.4	112	
144	Emily Timmerman	9	Ottawa Hills	22:29.5	113	T
145	Alivia Roerdink	12	Hopewell-Loudon	22:30.9	114	
146	Emily Arbogast	9	Hopewell-Loudon	22:33.5	115	
147	Mara Muhlenkamp	12	St. Henry	22:38.5	116	
148	Kendall Hoffman	9	Lincolnview	22:39.1	117	
149	Emma Hintze	11	Hopewell-Loudon	22:39.8	118	
150	Ava Miller	12	Mil. Edison	22:39.9	119	
151	Olivia Coutinho	10	Van Buren	22:47.6	120	
152	Elyssa Renner	9	Lincolnview	22:48.3	121	
153	Olivia Yetter	9	New London	22:49.4	122	
154	Olivia Snyder	10	Lincolnview	22:49.7	123	



# Race 2 - Div 3 Girls-Top 7 Teams-28 Individuals to State - 5K

10/29/2022 - 11:45 am

## Individual Results

Place	Name	Grade	Team	Time	Points
155	Emily Pullano	12	Margaretta	22:51.1	124
156	Ella Richer	11	Pettisville	22:51.4	125
157	Karlie Gubernath	10	Patrick Henry	22:51.6	126 T
158	Mia Humrichouser	10	Ash. Crestview	22:54.7	127
159	Allyson Pape	10	New Bremen	23:00.8	128
160	Maylie Weilnau	10	Mil. Edison	23:02.0	129
161	Abby Oswalt	12	Hopewell-Loudon	23:03.7	130
162	Makenzie Spoerr	9	Ash. Crestview	23:05.9	131
163	Zoey Corfman	10	Mil. Edison	23:08.1	132
164	Macyn Phillips	11	Margaretta	23:09.9	133
165	Katie Trisel	11	Parkway	23:11.8	134
166	Madi Hammer	11	Woodmore	23:13.9	135
167	Lily Rindler	12	New Bremen	23:15.5	136
168	Kylie Diemer	12	Liberty Center	23:17.4	137 T
169	Audrey Wolford	9	Ash. Crestview	23:18.8	138
170	Emree Sinning	12	Parkway	23:26.9	139
171	Hanna Wyman	12	Hopewell-Loudon	23:38.0	140
172	Kalyn Johnson	12	Gibsonburg	23:43.1	141
173	Lexie Berry	11	Parkway	23:47.4	142
174	Alison Roehrig	12	Archbold	23:47.8	143
175	Olivia Kohlmann	9	Huron	23:51.5	144 T
176	Margaret Bush	11	Woodmore	23:59.4	145
177	Jade Seiler	10	Liberty Center	24:01.0	146 T
178	Rylee Orchard	10	Van Buren	24:08.2	147
179	Alayna Molter	10	Gibsonburg	24:17.5	148
180	Hannah Fritz	9	Holgate	24:31.5	149
181	Gabriella Cullen	10	Margaretta	24:45.6	150
182	Emma McCully	10	New London	25:00.2	151
183	Madison Smith	10	New London	25:15.5	152
184	Audrey Dymond	11	Old Fort	25:31.9	153
185	Caitlyn Curry	10	Van Buren	25:39.5	154
186	Hannah Snoke	12	Van Buren	25:41.8	155
187	Alicia Casselman	12	Van Buren	26:03.2	156
188	Jenna Quinter	12	Old Fort	27:03.3	157
189	Emma Hatcher	12	Lincolnview	27:04.1	158
190	madison Downing	11	Holgate	28:17.6	159

