






















# OHSAA State XC Championships

## Obetz

### Race 2 - Div 3 Girls - 5K

11/05/2022 - 11:45 am

### Team Results


























Place	Team	Score	Team Time	Runner Avg	Avg Mile	5 Man Gap	Finish Order	Scoring Order
1	 Minster	63	1:37:22	19:29	6:17	0:53	17-18-23-27-39-60-87	8-9-11-14-21-35-53
2	 Ft. Loramie	119	1:39:22	19:53	6:24	1:55	9-36-43-48-69-81-133	4-20-25-30-40-48-90
3	 Colonel Crawford	164	1:40:59	20:12	6:30	2:09	8-47-73-75-78-107-125	3-29-42-44-46-66-82
4	 West Liberty-Salem	183	1:42:13	20:27	6:35	1:48	34-44-58-62-109-112-134	19-26-34-36-68-70-91
5	 Liberty Center	184	1:41:52	20:23	6:34	2:41	14-25-67-100-110-172-177	5-13-38-59-69-127-132
6	 Madeira	227	1:43:42	20:45	6:41	0:50	53-76-79-82-88-101-116	32-45-47-49-54-60-74
7	 Mogadore	231	1:44:02	20:49	6:42	1:58	28-42-98-103-114-129-143	15-24-58-62-72-86-100
8	 Patrick Henry	232	1:43:50	20:46	6:42	2:19	32-41-55-117-127-139-153	17-23-33-75-84-96-110
9	 Norwayne	255	1:42:59	20:36	6:38	4:34	2-24-52-146-151-156-181	1-12-31-103-108-112-136
10	 Ottawa Hills	284	1:45:18	21:04	6:47	2:36	40-45-46-145-148-152-169	22-27-28-102-105-109-124
11	 Huron	285	1:45:02	21:01	6:46	3:42	15-22-119-124-154-163-165	6-10-77-81-111-118-120
12	 McDonald	290	1:44:45	20:57	6:45	3:46	4-83-118-121-126-130-167	2-50-76-79-83-87-122
13	 Ft. Recovery	312	1:46:29	21:18	6:52	2:44	33-72-91-140-144-147-161	18-41-55-97-101-104-117
14	 Fredericktown	316	1:46:20	21:16	6:51	3:06	16-95-120-128-132-142-164	7-57-78-85-89-99-119
15	 Sandy Valley	388	1:49:22	21:53	7:03	2:52	68-102-108-141-168-173-174	39-61-67-98-123-128-129
16	 Dalton	397	1:49:22	21:53	7:03	2:22	85-113-115-123-166-171-178	52-71-73-80-121-126-133
17	 Fort Frye	406	1:50:11	22:03	7:06	3:15	74-92-105-157-175-180	43-56-64-113-130-135
18	 Grandview Hts.	415	1:49:30	21:54	7:03	2:55	29-135-137-149-150-176	16-92-94-106-107-131
19	 Garaway	417	1:51:34	22:19	7:11	4:33	65-104-131-138-179-182	37-63-88-95-134-137
20	 Tuscar. Valley	438	1:50:24	22:05	7:07	2:03	84-106-136-158-159-160-170	51-65-93-114-115-116-125
DNP	 Botkins		38:06	19:03	6:08		12-20	2 Runners



# Race 2 - Div 3 Girls - 5K

11/05/2022 - 11:45 am

## Team Results
















Place	Team	Score	Team Time	Runner Avg	Avg Mile	5 Man Gap	Finish Order	Scoring Order
DNP	 Fairbanks		42:31	21:16	6:51		70-122	2 Runners
DNP	 Cardington-Lincoln		44:16	22:08	7:08		97-162	2 Runners
DNP	 Anna		17:47	17:47	5:44		1	1 Runner
DNP	 Maplewood		18:06	18:06	5:50		3	1 Runner
DNP	 Old Fort		18:26	18:26	5:56		5	1 Runner
DNP	 Rittman		18:30	18:30	5:58		6	1 Runner
DNP	 Smithville		18:33	18:33	5:59		7	1 Runner
DNP	 Heartland Christian		18:47	18:47	6:03		10	1 Runner
DNP	 New London		18:48	18:48	6:03		11	1 Runner
DNP	 Mil. Edison		18:53	18:53	6:05		13	1 Runner
DNP	 Loudonville		19:12	19:12	6:11		19	1 Runner
DNP	 Delta		19:16	19:16	6:12		21	1 Runner
DNP	 Archbold		19:31	19:31	6:17		26	1 Runner
DNP	 Shadyside		19:43	19:43	6:21		30	1 Runner
DNP	 Lincolnview		19:45	19:45	6:22		31	1 Runner
DNP	 Riverdale		19:50	19:50	6:23		35	1 Runner
DNP	 Peebles		19:56	19:56	6:25		37	1 Runner
DNP	 Versailles		19:58	19:58	6:26		38	1 Runner
DNP	 Gorham Fayette		20:10	20:10	6:30		49	1 Runner
DNP	 Pleasant		20:10	20:10	6:30		50	1 Runner
DNP	 Van Buren		20:12	20:12	6:30		51	1 Runner
DNP	 Arcanum		20:16	20:16	6:32		54	1 Runner
DNP	 Gibsonburg		20:20	20:20	6:33		56	1 Runner
DNP	 Woodmore		20:21	20:21	6:33		57	1 Runner
DNP	 Wickliffe		20:22	20:22	6:34		59	1 Runner
DNP	 East Canton		20:23	20:23	6:34		61	1 Runner



# Race 2 - Div 3 Girls - 5K

11/05/2022 - 11:45 am

## Team Results

Place	Team	Score	Team Time	Runner Avg	Avg Mile	5 Man Gap	Finish Order	Scoring Order
DNP	 Wor. Christian		20:26	20:26	6:35		63	1 Runner
DNP	 Tinora		20:30	20:30	6:36		64	1 Runner
DNP	 Pettisville		20:33	20:33	6:37		66	1 Runner
DNP	 Col. S. Girls		20:40	20:40	6:39		71	1 Runner
DNP	 Strasburg-Franklin		20:46	20:46	6:41		77	1 Runner
DNP	 Lake Cath.		20:48	20:48	6:42		80	1 Runner
DNP	 Crooksville		20:57	20:57	6:45		86	1 Runner
DNP	 Han. River		21:06	21:06	6:48		89	1 Runner
DNP	 Mount Gilead		21:07	21:07	6:48		90	1 Runner
DNP	 Millersport		21:10	21:10	6:49		93	1 Runner
DNP	 Centerburg		21:10	21:10	6:49		94	1 Runner
DNP	 Mechanicsburg		21:13	21:13	6:50		96	1 Runner
DNP	 Grand Valley		21:15	21:15	6:51		99	1 Runner
DNP	 Mississinawa Valley		21:38	21:38	6:58		111	1 Runner
DNP	 Seneca East		22:50	22:50	7:21		155	1 Runner



# Race 2 - Div 3 Girls - 5K

11/05/2022 - 11:45 am

## Individual Results

Place	Name	Grade	Team	Time	Points
1	Paige Steinke	11	Anna	17:46.1	
2	Jaylee Wingate	12	Norwayne	18:05.8	1
3	Caleigh Richards	11	Maplewood	18:05.8	
4	Megan Hipple	12	McDonald	18:17.0	2
5	Macie Miller	11	Old Fort	18:25.1	
6	Pyper Gibson	12	Rittman	18:29.9	
7	Kaitlyn Carr	9	Smithville	18:32.3	
8	Cecelia Chase	11	Colonel Crawford	18:38.5	3
9	Camille Borchers	9	Ft. Loramie	18:41.4	4
10	Rebecca Geiss	9	Heartland Christian	18:46.1	
11	Reese Landis	11	New London	18:47.6	
12	Alaina Mann	10	Botkins	18:52.5	
13	Grace Anderson	10	Mil. Edison	18:53.0	
14	Gracie Miller	11	Liberty Center	18:55.6	5
15	Kennedy Schlessman	12	Huron	19:04.1	6
16	Elsa Hoam	12	Fredericktown	19:04.8	7
17	Margaret Hemmelgarn	11	Minster	19:06.3	8
18	Taylor Roth	12	Minster	19:10.8	9
19	Tess Shultz	10	Loudonville	19:11.6	
20	Brittany Arnold	11	Botkins	19:12.8	
21	Josilyn Welch	10	Delta	19:15.5	
22	Jadyn Towns	11	Huron	19:26.0	10
23	Chaney Cedarleaf	11	Minster	19:26.2	11
24	Annabel Stanley	12	Norwayne	19:28.2	12
25	Makayla Meller	11	Liberty Center	19:28.5	13
26	Sophie Rupp	12	Archbold	19:30.4	
27	Maria Niekamp	9	Minster	19:39.2	14
28	Katie Lane	11	Mogadore	19:40.7	15
29	Madeline Palmisciano	11	Grandview Hts.	19:43.0	16
30	Kenzy Beckett	12	Shadyside	19:43.0	
31	Brynleigh Moody	9	Lincolnview	19:45.0	
32	Emily Gillson	11	Patrick Henry	19:45.1	17
33	Natalie Brunswick	11	Ft. Recovery	19:46.6	18
34	Malia Miller	9	West Liberty-Salem	19:48.2	19
35	Allison Woodruff	10	Riverdale	19:49.6	
36	Lauren Moore	10	Ft. Loramie	19:52.4	20
37	Samantha Seas	11	Peebles	19:55.7	
38	Meredith Barga	11	Versailles	19:57.3	

Place	Name	Grade	Team	Time	Points
39	Annie Hemmelgarn	9	Minster	19:59.0	21
40	Audrey Nixon	9	Ottawa Hills	19:59.8	22
41	Mia Amador	9	Patrick Henry	20:00.1	23
42	Rachel Whetstone	12	Mogadore	20:01.1	24
43	Harley Eilerman	10	Ft. Loramie	20:02.0	25
44	Ashley Yoder	11	West Liberty-Salem	20:03.6	26
45	JoAnna Kelley	11	Ottawa Hills	20:04.5	27
46	Elanora Smith	12	Ottawa Hills	20:05.9	28
47	Gabby Roston	10	Colonel Crawford	20:07.8	29
48	Colleen Borchers	11	Ft. Loramie	20:09.2	30
49	Leslie Burrow	11	Gorham Fayette	20:09.4	
50	Casey Kimball	10	Pleasant	20:10.0	
51	Lily Grady	10	Van Buren	20:11.4	
52	Lillith Dreibelbis	9	Norwayne	20:13.0	31
53	Izzy Arredondo	12	Madeira	20:15.3	32
54	Brooklyn Miras	12	Arcanum	20:15.6	
55	Lexi Holloway	11	Patrick Henry	20:16.0	33
56	Emelia Simmons	12	Gibsonburg	20:19.1	
57	Olivia Vogelpohl	12	Woodmore	20:20.1	
58	Addison McAuley	11	West Liberty-Salem	20:20.8	34
59	Markalla Tumbry	11	Wickliffe	20:21.1	
60	Morgan Ketner	11	Minster	20:21.2	35
61	Audrey Wade	11	East Canton	20:22.1	
62	Breece Gullett	9	West Liberty-Salem	20:23.8	36
63	Zoe Ward	12	Wor. Christian	20:25.1	
64	Lauren Sattler	11	Tinora	20:29.7	
65	Meghan Schwartz	11	Garaway	20:32.3	37
66	Kendall Sears	10	Pettisville	20:32.6	
67	Cassie Elieff	12	Liberty Center	20:34.5	38
68	Kaydence Hoover	11	Sandy Valley	20:34.7	39
69	Ariel Heitkamp	10	Ft. Loramie	20:36.4	40
70	Rachael Hoover	11	Fairbanks	20:38.8	
71	Mira Martin	11	Col. S. Girls	20:39.4	
72	Ellie Will	11	Ft. Recovery	20:41.1	41
73	Olivia Hardy	10	Colonel Crawford	20:41.9	42
74	Ava Huck	10	Fort Frye	20:42.2	43
75	Rylinn Edgington	9	Colonel Crawford	20:43.3	44
76	Cate LeRoy	10	Madeira	20:44.9	45
77	Kylie McKenzie	9	Strasburg-Franklin	20:45.1	



# Race 2 - Div 3 Girls - 5K

11/05/2022 - 11:45 am

## Individual Results

Place	Name	Grade	Team	Time	Points
78	Izzy Roston	11	Colonel Crawford	20:46.7	46
79	Ella Garza	11	Madeira	20:47.4	47
80	Kelly Ward	11	Lake Cath.	20:47.7	
81	Ava Turner	12	Ft. Loramie	20:48.1	48
82	Ava Henry	10	Madeira	20:49.0	49
83	Kylie Flere	10	McDonald	20:50.2	50
84	Trista Lieser	9	Tuscar. Valley	20:50.2	51
85	Emberlynn Nolt	11	Dalton	20:51.4	52
86	Hannah Sheets	9	Crooksville	20:56.2	
87	Ava Stammen	10	Minster	21:03.3	53
88	Annie Meyer	11	Madeira	21:05.3	54
89	Mara Beard	11	Han. River	21:05.5	
90	Kimberly Staley	10	Mount Gilead	21:06.5	
91	Jenna Hart	11	Ft. Recovery	21:07.6	55
92	Cadence Waller	10	Fort Frye	21:08.6	56
93	Veronica Rarey	11	Millersport	21:09.5	
94	Payton Tucker	9	Centerburg	21:09.9	
95	Ellie Kershner	10	Fredericktown	21:12.1	57
96	Isabelle Rodgers	9	Mechanicsburg	21:12.1	
97	Magi Hallabrin	10	Cardington-Lincoln	21:12.6	
98	Mia Gaetjens	11	Mogadore	21:14.3	58
99	Anna Steimle	10	Grand Valley	21:14.9	
100	Mallory Stark	12	Liberty Center	21:17.0	59
101	Keira O'Cull	11	Madeira	21:19.5	60
102	Casey Russell	10	Sandy Valley	21:21.4	61
103	Kai Gaetjens	9	Mogadore	21:27.9	62
104	Kenadi Yoder	12	Garaway	21:29.8	63
105	Emma Richards	10	Fort Frye	21:30.5	64
106	Sami Ward	9	Tuscar. Valley	21:30.8	65
107	Brynn Bruner	9	Colonel Crawford	21:32.0	66
108	Evelyn Pfeffer	9	Sandy Valley	21:32.1	67
109	Claire Longshore	11	West Liberty-Salem	21:35.9	68
110	Reagan Dulle	12	Liberty Center	21:36.4	69
111	Taylee Woodbury	10	Mississinawa Valley	21:37.3	
112	Taylor Kennedy	11	West Liberty-Salem	21:37.6	70
113	Samantha Thiel	9	Dalton	21:38.0	71
114	Emma Quillen	10	Mogadore	21:38.0	72
115	Brianna Chenevey	12	Dalton	21:43.9	73
116	Claire LeRoy	12	Madeira	21:44.1	74

Place	Name	Grade	Team	Time	Points
117	Olivia Rettig	10	Patrick Henry	21:44.6	75
118	Lillian Cappuzzello	11	McDonald	21:46.0	76
119	Lucy Watson	11	Huron	21:47.1	77
120	Kelsey Scott	11	Fredericktown	21:47.5	78
121	Rita Domitrovich	9	McDonald	21:48.7	79
122	Mara Vicari	9	Fairbanks	21:51.9	
123	Mackenna Thiel	11	Dalton	21:55.3	80
124	Samantha Lesnak	10	Huron	21:59.0	81
125	Maria Smith	12	Colonel Crawford	22:00.3	82
126	Gabby Colon	9	McDonald	22:02.8	83
127	Linnea Meyer	9	Patrick Henry	22:03.8	84
128	Taylor Brown	10	Fredericktown	22:04.6	85
129	Julie Tompkins	10	Mogadore	22:07.0	86
130	Mariah Bregar	11	McDonald	22:07.7	87
131	Mya Wengerd	10	Garaway	22:08.2	88
132	Angelina Overholt	9	Fredericktown	22:10.4	89
133	Marie Ballas	10	Ft. Loramie	22:11.5	90
134	Gwen McCullough	9	West Liberty-Salem	22:13.4	91
135	Jilian Curfman	11	Grandview Hts.	22:14.4	92
136	Ella Mcelwee	11	Tuscar. Valley	22:16.3	93
137	Eleanor Kukura	11	Grandview Hts.	22:17.7	94
138	Jessie Johnson	12	Garaway	22:18.3	95
139	Madison Prigge	12	Patrick Henry	22:21.0	96
140	Megan Diller	12	Ft. Recovery	22:23.1	97
141	Kalia Sarver	11	Sandy Valley	22:27.0	98
142	Kacie Rook	11	Fredericktown	22:27.6	99
143	Alana Santiago	9	Mogadore	22:27.8	100
144	Caitlin Weitzel	12	Ft. Recovery	22:29.7	101
145	Anna Ellingson	11	Ottawa Hills	22:31.0	102
146	Corinne McCall	10	Norwayne	22:31.4	103
147	Alexis Wendel	12	Ft. Recovery	22:33.5	104
148	Emily Timmerman	9	Ottawa Hills	22:35.8	105
149	Sophia Szabo-Ramsey	10	Grandview Hts.	22:36.1	106
150	Chloe Gehres	10	Grandview Hts.	22:37.9	107
151	Scarlett Butler	10	Norwayne	22:39.7	108
152	Freya Klaas	9	Ottawa Hills	22:42.3	109
153	Karlie Gubernath	10	Patrick Henry	22:44.6	110
154	Liz Heidl	9	Huron	22:45.6	111



## Race 2 - Div 3 Girls - 5K

11/05/2022 - 11:45 am

### Individual Results

Place	Name	Grade	Team	Time	Points
155	Lilly Schiefer	11	Seneca East	22:49.8	
156	Maddy Kate Wolf	9	Norwayne	22:50.0	112
157	Laine Spindler	10	Fort Frye	22:52.5	113
158	Maleah Dillon	9	Tuscar. Valley	22:52.7	114
159	SAMANTHA BOSLER	10	Tuscar. Valley	22:53.2	115
160	Leah Bourquin	10	Tuscar. Valley	22:57.9	116
161	Joelle Kaup	10	Ft. Recovery	23:00.5	117
162	Loey Hallabrin	12	Cardington-Lincoln	23:03.0	
163	Olivia Kohlmann	9	Huron	23:07.1	118
164	Micah Phillips	9	Fredericktown	23:07.6	119
165	Allison Blevins	12	Huron	23:09.3	120
166	Ava Fivecoat	11	Dalton	23:12.6	121
167	Emily Kawecki	10	McDonald	23:15.9	122
168	Peyton Nicholson	10	Sandy Valley	23:26.7	123
169	Elsa Klaas	9	Ottawa Hills	23:31.7	124
170	Sally Ray	11	Tuscar. Valley	23:33.6	125
171	Analeia Hershberger	11	Dalton	23:34.7	126
172	Kylie Diemer	12	Liberty Center	23:40.7	127
173	Deana Petersen	12	Sandy Valley	23:45.2	128
174	Krista Glaser	12	Sandy Valley	23:56.2	129
175	Natalie Rauch	10	Fort Frye	23:56.6	130
176	Greta Tew	12	Grandview Hts.	24:02.5	131
177	Jade Seiler	10	Liberty Center	24:10.3	132
178	Myah Lehman	9	Dalton	24:14.0	133
179	Tori Beachy	11	Garaway	25:05.3	134
180	Meredith Schaad	10	Fort Frye	25:33.5	135
181	Alayna Gubics	10	Norwayne	25:34.6	136
182	Emily Rider	11	Garaway	26:19.6	137

