
























Race 3 - Boys Open - 5000m

9/18/21

Team Results



Place	Team	Score	Team Time	Runner Avg	Avg Mile	5 Man Gap	Finish Order	Scoring Order
1	 St. Xavier	18	1:29:59	18:00	5:48	0:13	1-2-4-5-6-9-10	1-2-4-5-6-9-10
2	 Springboro	52	1:32:10	18:26	5:56	0:43	3-8-12-18-21-23-25	3-8-11-14-16-17-18
3	 Moeller	135	1:36:45	19:21	6:14	1:36	14-35-55-59-92-118-121	12-21-27-29-46-58-61
4	 Milford	146	1:37:35	19:31	6:17	0:32	43-57-60-64-65-69-82	23-28-30-32-33-36-44
5	 Lebanon	148	1:37:27	19:30	6:17	0:57	34-42-50-75-78-94-105	20-22-25-40-41-48-54
6	 Lak. East	209	1:38:26	19:42	6:21	2:14	17-19-70-125-157-163-164	13-15-37-64-80-82-83
7	 Anderson	222	1:39:57	20:00	6:27	1:15	48-67-95-98-126-130-139	24-34-49-50-65-67-72
8	 Walnut Hills	223	1:39:23	19:53	6:24	2:21	7-79-81-122-133-142-144	7-42-43-62-69-74-76
9	 Turpin	239	1:40:30	20:06	6:29	1:01	61-73-74-124-131-158-199	31-38-39-63-68-81-89
10	 Sycamore	245	1:40:21	20:05	6:28	1:33	33-99-104-114-127-137-141	19-51-53-56-66-70-73
11	 Kings	266	1:40:57	20:12	6:30	1:23	53-68-115-138-152-168-207	26-35-57-71-77-86-91
12	 Oak Hills	307	1:42:14	20:27	6:35	0:58	88-93-106-143-167-180-200	45-47-55-75-85-87-90
13	 Clark Montessori	414	1:47:25	21:29	6:55	3:47	102-153-154-214-323-351-384	52-78-79-92-113-119-127
14	 McNicholas	470	1:48:39	21:44	7:00	0:54	194-219-220-226-250-275-278	88-93-94-96-99-106-107
15	 Roger Bacon	502	1:55:41	23:09	7:27	5:19	119-223-284-345-363-380-381	59-95-108-118-122-124-125
16	 LaSalle	503	1:51:57	22:24	7:13	2:25	165-235-262-299-304-307-324	84-97-103-109-110-111-114
17	 Reading	512	1:58:52	23:47	7:40	7:32	120-251-270-359-382-395	60-100-105-121-126-129
18	 Colerain	547	1:57:02	23:25	7:33	2:20	242-265-320-331-335-356-398	98-104-112-116-117-120-131
19	 Trailblazers	569	2:04:02	24:49	8:00	6:31	253-261-329-372-385-397	101-102-115-123-128-130
DNP	 Seven Hills		1:42:03	25:31	8:13		279-288-309-392	4 Runners
DNP	 Cin. Co. Day		1:29:55	29:59	9:39		383-386-394	3 Runners



Race 3 - Boys Open - 5000m

9/18/21

Team Results

Place	Team	Score	Team Time	Runner Avg	Avg Mile	5 Man Gap	Finish Order	Scoring Order
DNP	 Taft		23:45	23:45	7:39		317	1 Runner
DNP	 Monroe		32:51	32:51	10:35		393	1 Runner



Race 3 - Boys Open - 5000m

9/18/21 -

Individual Results

Place	Name	Grade	Team	Time	Points
1	Will Kyte	12	St. Xavier	17:51.1	1
2	Brody Morrissey	12	St. Xavier	17:58.5	2
3	Colin Campbell	12	Springboro	18:00.6	3
4	Jack Nesbit	9	St. Xavier	18:02.6	4
5	Joe Dougherty	12	St. Xavier	18:03.0	5
6	Alex Bruns	9	St. Xavier	18:03.8	6
7	Nathan Hammond	12	Walnut Hills	18:16.8	7
8	Micah Brandon	9	Springboro	18:18.9	8
9	Owen Stuckman	10	St. Xavier	18:20.3	9
10	Owen Hess	10	St. Xavier	18:21.2	10
11	Max Roach	11	St. Xavier	18:21.4	
12	Brady Virtue	12	Springboro	18:26.2	11
13	Drew Habegger	11	St. Xavier	18:26.2	
14	Grant Prather	12	Moeller	18:32.6	12
15	Nathan Hartman	10	St. Xavier	18:34.5	
16	Jake Hertenstein	10	St. Xavier	18:34.5	
17	Adam Hoffman	9	Lak. East	18:36.0	13
18	Colton Miller	9	Springboro	18:40.5	14
19	Ian Balfour	11	Lak. East	18:40.7	15
20	Diego Boord	9	St. Xavier	18:42.8	
21	Elliott Poland	10	Springboro	18:43.1	16
22	Andrew Hilgeman	11	St. Xavier	18:43.5	
23	Gavin Hoadley	10	Springboro	18:45.2	17
24	Alex Dillon	12	St. Xavier	18:49.3	
25	Thomas Brown	12	Springboro	18:50.7	18
26	Andrew Gill	12	Springboro	18:51.1	
27	Kolby Andwan	12	St. Xavier	18:53.1	
28	Alexander Garay	11	St. Xavier	18:54.5	
29	David Franz	9	St. Xavier	18:55.6	
30	John Foley	10	Springboro	18:58.9	
31	William Sander	12	Springboro	19:01.2	
32	Will Darrah	11	St. Xavier	19:01.2	
33	Jacob Jensen	11	Sycamore	19:01.6	19
34	Aiden Willcox	10	Lebanon	19:02.7	20
35	Carson Todd	9	Moeller	19:03.4	21
36	Ryan Williams	11	St. Xavier	19:04.0	
37	Quinn Singer	9	St. Xavier	19:04.6	
38	Zachary May	10	Springboro	19:04.9	
39	Sam Dickerhoof	11	St. Xavier	19:04.9	

Place	Name	Grade	Team	Time	Points
40	Ethan Vonnida	11	St. Xavier	19:05.9	
41	Bane Nesbit	12	Springboro	19:07.8	
42	Nicholas Otis	9	Lebanon	19:08.8	22
43	Payton Pschesang	12	Milford	19:09.2	23
44	Andrew Haddad	10	St. Xavier	19:10.4	
45	Max Keiser	11	St. Xavier	19:11.1	
46	Ben Ray	12	St. Xavier	19:12.6	
47	Eli Curtis	12	St. Xavier	19:17.8	
48	Garrison Martin	9	Anderson	19:19.3	24
49	Luke Kleeman	10	St. Xavier	19:21.0	
50	Micah Earley	9	Lebanon	19:21.5	25
51	Chase Lyons	11	Springboro	19:22.5	
52	Andrew Messerle	11	St. Xavier	19:24.0	
53	Jack Pennington	11	Kings	19:24.6	26
54	Owen Paul	9	St. Xavier	19:25.2	
55	Nick Monaco	11	Moeller	19:27.3	27
56	Matthew Olszewski	11	St. Xavier	19:29.2	
57	Kevin Barnett	12	Milford	19:31.0	28
58	Jacob Haire	11	Springboro	19:31.0	
59	Finn Taylor	9	Moeller	19:33.2	29
60	Cal Huxell	10	Milford	19:34.8	30
61	Finn Egan	9	Turpin	19:35.8	31
62	Matt Koester	11	St. Xavier	19:36.2	
63	Quinlan Martin	12	St. Xavier	19:37.7	
64	Breck Brown	12	Milford	19:39.5	32
65	Alex Decker	11	Milford	19:40.5	33
66	Nate Dorsey	12	St. Xavier	19:41.5	
67	Jonathan Ibarra	12	Anderson	19:43.6	34
68	Tom Barta	12	Kings	19:44.1	35
69	Luke Hornschemeier	9	Milford	19:45.5	36
70	Alec Brown	11	Lak. East	19:47.0	37
71	Eric Houchens	10	St. Xavier	19:49.0	
72	Andrew Molinsky	11	St. Xavier	19:49.7	
73	Charlie Clark	10	Turpin	19:52.6	38
74	Caleb Bailey	10	Turpin	19:54.2	39
75	Wes Holdcraft	9	Lebanon	19:54.4	40
76	Nolan Hines	11	St. Xavier	19:56.9	
77	Brady Bowden	11	St. Xavier	19:57.0	
78	Liam McDonel	9	Lebanon	19:59.2	41



Race 3 - Boys Open - 5000m

9/18/21 -

Individual Results

Place	Name	Grade	Team	Time	Points
79	Jameh Fananapazir	10	Walnut Hills	19:59.6	42
80	William Schemenauer	9	Springboro	19:59.7	
81	Evan Myers	9	Walnut Hills	19:59.7	43
82	Troy Landers	11	Milford	20:01.3	44
83	Caleb Schaefer	11	Springboro	20:01.3	
84	Evan Jones	9	Milford	20:01.4	
85	Nikola Balgac	10	Springboro	20:02.5	
86	Jacob Schlessman	9	St. Xavier	20:03.2	
87	Peter Franz	11	St. Xavier	20:03.3	
88	Josh Dew	11	Oak Hills	20:04.2	45
89	Eli Evans	9	St. Xavier	20:04.4	
90	Ryan Homer	12	St. Xavier	20:06.3	
91	Aiden Belanger	10	Springboro	20:07.0	
92	Michael Roncallo	11	Moeller	20:07.8	46
93	David Surman	10	Oak Hills	20:08.0	47
94	Patrick Newman	11	Lebanon	20:08.5	48
95	Matthew Gonzales	11	Anderson	20:09.3	49
96	Keegan Fox	12	St. Xavier	20:09.9	
97	Jack Zestermann	11	St. Xavier	20:10.6	
98	Grady Martin	12	Anderson	20:11.0	50
99	Luke Stadelmann	12	Sycamore	20:11.3	51
100	Connor Abrams	12	Springboro	20:11.5	
101	Dean Lutman	10	St. Xavier	20:12.3	
102	Ryan Couch	11	Clark Montessori	20:12.4	52
103	Alex Gansler	11	St. Xavier	20:13.0	
104	Daniel Cooper	10	Sycamore	20:13.5	53
105	Jack Thurston	9	Lebanon	20:15.3	54
106	Daniel Lade	9	Oak Hills	20:15.8	55
107	Tyler Zevallos	9	St. Xavier	20:16.2	
108	Nathan Garay	9	St. Xavier	20:16.3	
109	Gus Rumpke	12	St. Xavier	20:17.8	
110	Thomas Hines	10	St. Xavier	20:17.8	
111	Stefan Wenzke	11	St. Xavier	20:17.9	
112	Charles Rickie	12	St. Xavier	20:18.1	
113	Benjamin Schweinberg	12	Lebanon	20:19.5	
114	Nate Roberts	12	Sycamore	20:19.9	56
115	Brayden Faulkner	10	Kings	20:20.0	57
116	Dallas Rose	10	Springboro	20:22.3	

Place	Name	Grade	Team	Time	Points
117	Anthony France	12	St. Xavier	20:22.4	
118	Owen Brennan	10	Moeller	20:22.7	58
119	Luke Dearborn	12	Roger Bacon	20:25.6	59
120	Blake Wickemieir	10	Reading	20:26.3	60
121	Logan Mitchell	12	Moeller	20:28.2	61
122	Zubin Dhuru	10	Walnut Hills	20:29.3	62
123	Wyatt Treon	9	Milford	20:29.5	
124	Dean Keller	9	Turpin	20:30.7	63
125	Ryan Zonka	12	Lak. East	20:31.9	64
126	Henry McGurn	11	Anderson	20:33.5	65
127	Brock Giesenschlag	10	Sycamore	20:33.9	66
128	Drew Baumgartner	9	Springboro	20:34.6	
129	Michael Simon	12	Milford	20:35.1	
130	Brayden Dostal	12	Anderson	20:35.6	67
131	Trey Parker	11	Turpin	20:36.2	68
132	Zachary Callahan	9	Lebanon	20:36.2	
133	Ian LeCates	10	Walnut Hills	20:37.3	69
134	Conor Kiser	1	Lebanon	20:38.3	
135	Nicholas Baker	9	Milford	20:39.0	
136	Jack Hornschemeier	9	Milford	20:39.7	
137	Joshua Koo	10	Sycamore	20:40.1	70
138	Jacob Mueller	11	Kings	20:40.6	71
139	Benjamin Hartong	9	Anderson	20:42.2	72
140	Jason Houchens	12	St. Xavier	20:42.7	
141	Jovan Fredy	10	Sycamore	20:43.2	73
142	Paul Kneeven	11	Walnut Hills	20:43.3	74
143	Gabe Cox	9	Oak Hills	20:43.9	75
144	Russell Corby	10	Walnut Hills	20:44.6	76
145	Simon Wells	10	Walnut Hills	20:44.7	
146	Adam Gomaa	10	Anderson	20:44.9	
147	Andrew Berkemeier	10	St. Xavier	20:46.0	
148	Oliver Carter	9	Walnut Hills	20:46.1	
149	Nik Wirth	10	Milford	20:46.6	
150	Gavin Cain	11	Springboro	20:47.1	
151	Sean Teismann	11	Anderson	20:47.4	
152	Nolan Clark	9	Kings	20:47.6	77
153	Liam Ebert	10	Clark Montessori	20:47.9	78
154	Carter Bresnahan	10	Clark Montessori	20:48.2	79
155	Jeremy Gilhart	12	Moeller	20:49.1	



Race 3 - Boys Open - 5000m

9/18/21 -

Individual Results

Place	Name	Grade	Team	Time	Points
156	Jacob Scott	9	Moeller	20:49.3	
157	Matthew Kanya	10	Lak. East	20:49.9	80
158	William Rehmel	9	Turpin	20:51.6	81
159	Brady Gaskins	10	Anderson	20:52.3	
160	Alex Weisgerber	11	Moeller	20:52.5	
161	Auggie Florkowski	9	St. Xavier	20:52.6	
162	Mario Studaway	12	Walnut Hills	20:52.9	
163	Zachary Egleston	10	Lak. East	20:54.9	82
164	Tyler Breiner	12	Lak. East	20:55.1	83
165	John Frigge	10	LaSalle	20:56.6	84
166	Will Stackpole	12	St. Xavier	21:00.4	
167	Zach Krieg	12	Oak Hills	21:01.3	85
168	Robert Giller	10	Kings	21:01.3	86
169	Ty Regan	9	Anderson	21:02.1	
170	Henry Althoff	9	Walnut Hills	21:02.5	
171	Ian Kittrell	9	Milford	21:02.5	
172	Gabe Shinski	11	Lebanon	21:03.5	
173	Edmund Gimbert	9	Walnut Hills	21:05.1	
174	Nick Kroger	9	St. Xavier	21:06.2	
175	Jack Frient	10	St. Xavier	21:08.2	
176	Deven Boyle	9	Springboro	21:08.3	
177	Alex Hartings	10	St. Xavier	21:09.4	
178	Henry Meyer	11	Moeller	21:09.5	
179	Gabe Castellini	9	St. Xavier	21:09.6	
180	Tyler Raussen	10	Oak Hills	21:10.9	87
181	Jason Hershenson	9	Sycamore	21:12.8	
182	Caleb Robertson	10	St. Xavier	21:13.2	
183	Ben McPeek	10	St. Xavier	21:13.3	
184	Dylan Bush	11	St. Xavier	21:14.0	
185	Adin Stoller	12	Springboro	21:14.3	
186	Jared Johnston	10	Moeller	21:14.8	
187	Brayden Linz	9	St. Xavier	21:14.9	
188	Jacob Rolfert	11	Lak. East	21:15.3	
189	Sarthak Dighe	11	Walnut Hills	21:15.5	
190	Charlie Cathey	9	St. Xavier	21:15.7	
191	Noah Hern	12	Anderson	21:15.8	
192	Gavin Barry	9	Moeller	21:16.7	
193	Logan Nesbit	10	Springboro	21:17.4	
194	Daniel Burt	10	McNicholas	21:18.7	88

Place	Name	Grade	Team	Time	Points
195	Khalid Salahudeen	12	Lak. East	21:19.6	
196	Jared Busam	10	Moeller	21:20.0	
197	Sam Rayburn	12	Moeller	21:20.6	
198	Dominic Marmora	9	Moeller	21:20.8	
199	Benjamin Schneider	10	Turpin	21:21.1	89
200	Alex Dorr	12	Oak Hills	21:22.1	90
201	Alexander Montello	9	Walnut Hills	21:22.4	
202	Jack Richey	10	Walnut Hills	21:22.4	
203	Conner O'Hearn	9	Milford	21:22.7	
204	Drew Rongo	9	St. Xavier	21:23.2	
205	Gavin De Klerk	10	St. Xavier	21:23.4	
206	Sean Koth	9	St. Xavier	21:24.7	
207	Carson Faz	12	Kings	21:25.5	91
208	Camden Luers	9	Lak. East	21:25.6	
209	Colin Evans	10	Moeller	21:26.8	
210	Brady Neller	10	Oak Hills	21:27.6	
211	Adam Keegan	9	Walnut Hills	21:28.0	
212	Solomon Lumb	12	Sycamore	21:29.8	
213	Cooper Nathan	12	Lebanon	21:32.4	
214	Antony Ashland	11	Clark Montessori	21:37.1	92
215	William Holthaus	11	Lak. East	21:37.2	
216	Theodore Underhill	11	Walnut Hills	21:38.0	
217	Nicholas Aiello	9	Walnut Hills	21:38.2	
218	Logan Carlisle	10	Springboro	21:40.2	
219	Jason Munzel	12	McNicholas	21:40.5	93
220	Cooper Steuer	10	McNicholas	21:40.8	94
221	Lakeland Spaeth	9	Walnut Hills	21:42.8	
222	Nicholas Smith	12	Anderson	21:43.6	
223	Evan Juelg	9	Roger Bacon	21:44.3	95
224	Nathan Neumann	10	Springboro	21:45.1	
225	Michael Standage	10	Anderson	21:46.1	
226	Tyler Munzel	9	McNicholas	21:46.2	96
227	Brad Chatlos	12	Moeller	21:47.3	
228	Max Stewart	9	St. Xavier	21:47.7	
229	Simon Kube	10	Lebanon	21:51.3	
230	Nathanael Sommers	11	Anderson	21:54.1	
231	Sam DeVlyder	9	St. Xavier	21:54.6	
232	Mark Whapham	11	Sycamore	21:55.7	
233	Rafe Kiley	9	St. Xavier	21:55.9	



Race 3 - Boys Open - 5000m

9/18/21 -

Individual Results

Place	Name	Grade	Team	Time	Points
234	Sean Burcham	10	Moeller	21:58.0	
235	Adam Kelhoffer	10	LaSalle	21:58.6	97
236	Brett Kramer	9	Sycamore	21:59.5	
237	AJ Werner	11	Oak Hills	21:59.7	
238	Jake Pobanz	12	Anderson	22:00.3	
239	David Phalen	9	Walnut Hills	22:00.9	
240	Gabe Palumbo	10	Anderson	22:01.0	
241	Cole Buchert	9	Lebanon	22:01.4	
242	Duncan Wyatt	9	Colerain	22:03.2	98
243	Mathias Bustamante	12	Springboro	22:06.1	
244	Avery Stevens	12	Walnut Hills	22:07.1	
245	Tyler Callahan	9	Lebanon	22:07.4	
246	David Richards	9	Oak Hills	22:07.5	
247	Nate Baker	12	Milford	22:09.3	
248	Ethan Rogers	11	Sycamore	22:09.3	
249	Larkin Willis	9	Lak. East	22:11.8	
250	Ian Wofram	10	McNicholas	22:12.6	99
251	Chris Powers	10	Reading	22:12.6	100
252	Blayne Camden	1	Lebanon	22:14.2	
253	Brayden Kidd	9	Trailblazers	22:14.7	101
254	Quinn Kueper	9	Turpin	22:15.9	
255	Kyle Hughes	10	Moeller	22:17.3	
256	Jacob Brannock	10	St. Xavier	22:17.9	
257	Jake Dougherty	9	St. Xavier	22:19.5	
258	Liam King	10	St. Xavier	22:23.6	
259	Carter Shinski	11	Lebanon	22:25.6	
260	Jeff Zhu	10	Lak. East	22:25.9	
261	Samuel Theil	10	Trailblazers	22:26.4	102
262	Dominic Abele	9	LaSalle	22:28.2	103
263	Andrew Conover	11	St. Xavier	22:28.4	
264	Charlie Sicking	9	St. Xavier	22:28.6	
265	David Lane	10	Colerain	22:29.0	104
266	Antonio Bryant	10	St. Xavier	22:30.2	
267	Derek Niehaus	10	Lak. East	22:31.8	
268	Zareh Bernal-Gardner	10	St. Xavier	22:32.0	
269	Hyrum Leishman	1	Lebanon	22:33.3	
270	Alex Little	11	Reading	22:33.8	105
271	Bryson Heller	9	Milford	22:34.9	
272	Eric Roberts	11	Anderson	22:38.1	

Place	Name	Grade	Team	Time	Points
273	Nik Helmes	9	Oak Hills	22:38.8	
274	Nevan Wilmhoff	12	Turpin	22:41.3	
275	Jack McCluskey	12	McNicholas	22:46.8	106
276	Ethan Caudill	11	Lebanon	22:48.5	
277	Carson Hall	10	St. Xavier	22:52.7	
278	Connor Svarda	10	McNicholas	22:53.2	107
279	Justin Gao	12	Seven Hills	22:54.5	
280	Andy Burghardt	9	Sycamore	22:55.5	
281	Cory Trovillo	10	St. Xavier	22:55.7	
282	Cameron Sheldon	12	Milford	22:58.8	
283	Michael Egan	9	McNicholas	22:59.3	
284	Sam Ater de Lemos	9	Roger Bacon	22:59.8	108
285	Jace Hoskins	9	Springboro	23:01.2	
286	Alex Morales	12	Anderson	23:01.3	
287	Christopher Reich	11	Springboro	23:01.7	
288	Dhanush Bearely	10	Seven Hills	23:02.6	
289	Breckin Arneson	10	Springboro	23:02.6	
290	Cooper Royer	11	Oak Hills	23:03.2	
291	Craig Dwyer	9	St. Xavier	23:04.0	
292	Xander Lumb	12	Sycamore	23:04.1	
293	Austin Payne	9	McNicholas	23:04.6	
294	Aiden Ford	9	Lebanon	23:05.3	
295	Lukas Kriz	9	St. Xavier	23:05.4	
296	Forest Heis	11	Turpin	23:05.9	
297	Hayden Shelly	9	McNicholas	23:06.6	
298	Andrew Anglin	10	St. Xavier	23:07.6	
299	Kyle Terwilleger	10	LaSalle	23:12.6	109
300	Thomas Miller	11	Moeller	23:12.9	
301	Gavin McCracken	9	Walnut Hills	23:15.8	
302	Sam Pressman	9	Sycamore	23:18.8	
303	Hakim Ouahidy	10	Lak. East	23:19.8	
304	John Harlow	10	LaSalle	23:20.7	110
305	Luke Thiese	9	Kings	23:21.5	
306	Nick Sunderman	9	St. Xavier	23:22.2	
307	Owen Strickler	10	LaSalle	23:22.5	111
308	Seth Luebke	10	Walnut Hills	23:25.8	
309	Jack Fechter	12	Seven Hills	23:26.6	
310	Jean Krynauw	9	Kings	23:27.3	
311	Slaven Getchev	9	Lebanon	23:29.4	



Race 3 - Boys Open - 5000m

9/18/21 -

Individual Results

Place	Name	Grade	Team	Time	Points
312	Daniel Turnbow	11	Moeller	23:36.4	
313	Carson Gardner	10	McNicholas	23:37.0	
314	Brady McPheron	9	McNicholas	23:39.3	
315	Ethan Balent	11	Springboro	23:40.5	
316	Daniel Fehringer	9	Springboro	23:40.9	
317	William Burell	11	Taft	23:44.1	
318	Bryce Edenfield	9	Oak Hills	23:45.3	
319	Jack Rentrop	11	Moeller	23:46.1	
320	Josiah White	11	Colerain	23:47.0	112
321	Brady Knight	11	Springboro	23:55.6	
322	Mason Bindemann	11	Springboro	23:55.9	
323	Max Ginn	11	Clark Montessori	23:58.7	113
324	Brady Gervers	9	LaSalle	23:59.6	114
325	Owen Vaughn	9	Springboro	24:02.6	
326	Mack Giles	12	St. Xavier	24:03.2	
327	Aidan Ward	9	Walnut Hills	24:04.3	
328	Camden Ravert	11	Springboro	24:12.2	
329	Kellen Shooner	9	Trailblazers	24:12.3	115
330	Sebastian Geary	10	Kings	24:14.7	
331	Luke Gregory	10	Colerain	24:19.8	116
332	Jared Jordan	1	Lebanon	24:20.4	
333	William Mahan	10	Anderson	24:20.4	
334	Ethan Livingston	9	Kings	24:21.9	
335	Joe Benson	10	Colerain	24:22.7	117
336	Reid Clayson	1	Lebanon	24:26.2	
337	Piercen Wall	11	Springboro	24:29.9	
338	Alexander Seitz	10	Springboro	24:30.2	
339	Nick Wilking	9	St. Xavier	24:31.4	
340	Sam Bringle	9	Sycamore	24:37.0	
341	Benjamin Walker	11	Springboro	24:43.6	
342	Ben Tackett	11	Turpin	24:45.5	
343	Noah Schlaudecker	9	Walnut Hills	24:45.7	
344	Max Milbourn	9	Moeller	24:46.3	
345	Henry Vieth	11	Roger Bacon	24:47.2	118
346	David Messerly	11	McNicholas	24:49.1	
347	Lucas Holloway	12	LaSalle	24:49.2	
348	Garrett Keller	9	Moeller	24:57.2	
349	Takumi Fukuda	11	Sycamore	25:08.2	
350	Silas Kelley	12	Walnut Hills	25:13.2	

Place	Name	Grade	Team	Time	Points
351	Vincent Brown	11	Clark Montessori	25:14.4	119
352	Mason Krueter	9	St. Xavier	25:16.5	
353	Jonathan Wagers	10	Springboro	25:26.1	
354	Luke Jump	9	Walnut Hills	25:26.7	
355	Frank Stanard	9	St. Xavier	25:28.6	
356	Landry Danielson	12	Colerain	25:31.5	120
357	Evan Brown	9	St. Xavier	25:35.5	
358	Aidan Camarena	9	Lebanon	25:38.8	
359	Andrew Weinrich	11	Reading	25:40.8	121
360	Lewis Cooney	9	Walnut Hills	25:41.8	
361	Shea Sefton	11	Turpin	25:42.2	
362	Noah Wesley	9	Walnut Hills	25:42.9	
363	Amir Allen	12	Roger Bacon	25:44.0	122
364	Keating Sharp	9	Moeller	25:45.3	
365	Noah Edwards	9	St. Xavier	25:52.0	
366	Swapnil Mojumder	8	Springboro	25:54.0	
367	Matt Barnett	12	Kings	25:57.5	
368	Abraham Hagood	9	Walnut Hills	25:59.4	
369	Jeffrey Knight	10	Kings	26:05.1	
370	Hayden Blaxall	12	Turpin	26:11.2	
371	Thomas Fulton	8	Springboro	26:22.2	
372	J. Daniel Gretz	9	Trailblazers	26:23.2	123
373	Andrew Stockert	10	Sycamore	26:35.0	
374	Adam Ouahidy	12	Lak. East	26:52.5	
375	Jack Louis	12	St. Xavier	26:56.2	
376	Branden Daniels	11	Springboro	27:02.1	
377	John Tipler V	11	Springboro	27:04.6	
378	David Musolino	9	St. Xavier	27:06.7	
379	Elliot Roepke	9	McNicholas	27:29.5	
380	Alexander Navarro	10	Roger Bacon	27:31.6	124
381	Ethan Caton	11	Roger Bacon	27:44.3	125
382	Boaz Mckenzie	11	Reading	27:57.7	126
383	Christian Sprinkle	11	Cin. Co. Day	28:10.8	
384	Nico Brooks	9	Clark Montessori	28:14.1	127
385	Thomas Kennedy	9	Trailblazers	28:44.8	128
386	Bob Xu	12	Cin. Co. Day	28:49.1	
387	Hayden Geiger	9	Springboro	29:10.9	
388	zach Farmer	9	Kings	29:17.9	
389	Aidan Deese	9	Moeller	30:50.4	



Race 3 - Boys Open - 5000m

9/18/21 -

Individual Results

Place	Name	Grade	Team	Time	Points
390	Ian Todd	9	Turpin	31:10.1	
391	Gabriel Brooks	9	Clark Montessori	31:15.5	
392	Nathaniel Campos	10	Seven Hills	32:38.6	
393	Joshua Peoples	10	Monroe	32:51.0	
394	Adam Arebi	9	Cin. Co. Day	32:54.2	
395	Eli Young	10	Reading	34:19.8	129
396	Asher Jones	9	Clark Montessori	35:18.5	
397	Truman Rohrer	11	Trailblazers	37:05.8	130
398	Cole Burgin	9	Colerain	38:27.7	131

