




Sidney Yellowjacket Cross Country Invitation

Sidney

Race 1 - MS Boys - 2 Mile

9/25/2021 - 9:00 am

Team Results

Place	Team	Score	Team Time	Runner Avg	Avg Mile	5 Man Gap	Finish Order	Scoring Order
1	Vandalia Morton MS	35	1:03:16	12:40	6:20	1:42	2-5-8-10-18-20-22	2-4-6-8-15-17-19
2	Piqua JH	58	1:06:24	13:17	6:39	1:30	7-11-12-19-21-24-25	5-9-10-16-18-20-21
3	Sidney MS	71	1:07:14	13:27	6:44	3:52	1-9-15-26-37-49-50	1-7-12-22-29-31-32
4	 Brookville	76	1:07:45	13:33	6:47	2:40	4-13-16-29-30-32-43	3-11-13-24-25-26-30
5	Xenia Warner MS	125	1:15:26	15:06	7:33	3:57	17-28-34-36-53-57-58	14-23-27-28-33-34-35
DNP	Urbana JH		41:10	13:44	6:52		3-14-48	3 Runners
DNP	 Lehman Cath.		12:32	12:32	6:16		6	1 Runner
DNP	 New Knoxville		15:52	15:52	7:56		46	1 Runner



Race 1 - MS Boys - 2 Mile

9/25/2021 - 9:00 am

Individual Results

Place	Name	Grade	Team	Time	Points
1	Nick Dietz	8	Sidney MS	11:25.4	1
2	Rylan Dadey	8	Vandalia Morton MS	11:45.7	2
3	Vincent Lightle	8	Urbana JH	11:50.3	
4	Christian Seitz	8	Brookville	11:58.9	3
5	Brayden Thaxton	8	Vandalia Morton MS	12:23.7	4
6	Alex Goubeaux	7	Lehman Cath.	12:31.6	
7	Jack McMaken	8	Piqua JH	12:35.3	5
8	Jack Rosson	7	Vandalia Morton MS	12:37.4	6
9	Dalton Davis	8	Sidney MS	12:49.0	7
10	Aiden White	7	Vandalia Morton MS	13:01.3	8
11	Ethan Cox	7	Piqua JH	13:06.4	9
12	Austin Wiltheiss	8	Piqua JH	13:08.0	10
13	Blake Stacy	8	Brookville	13:08.4	11
14	Zachary Nutt	8	Urbana JH	13:17.5	
15	Samuel Baldauf	8	Sidney MS	13:20.6	12
16	Drew Stammen	7	Brookville	13:21.3	13
17	Ezra Mackiewicz	7	Xenia Warner MS	13:23.1	14
18	Karter Snyder	7	Vandalia Morton MS	13:27.3	15
19	Gavin Larger	8	Piqua JH	13:29.1	16
20	Declan Scheffler	7	Vandalia Morton MS	13:58.2	17
21	Nickolai Kaye	8	Piqua JH	14:04.4	18
22	Anthony Schneider	8	Vandalia Morton MS	14:11.9	19
23	Carson Perry	8	Vandalia Morton MS	14:16.1	
24	Eli Watkins	8	Piqua JH	14:16.2	20
25	Harvin Bornhorst	8	Piqua JH	14:18.0	21
26	Camden Richie	8	Sidney MS	14:22.4	22
27	Riley Wente	7	Piqua JH	14:30.6	
28	Gabe Cummiford	8	Xenia Warner MS	14:33.2	23
29	Greyson Florkey	8	Brookville	14:37.5	24
30	Luke Hyre	8	Brookville	14:38.2	25
31	Holden Hildebrand	7	Piqua JH	14:41.4	
32	Rowan Deardurff	10	Brookville	14:47.0	26
33	Mitch Craine	7	Vandalia Morton MS	14:49.0	
34	Kelly Clemons	7	Xenia Warner MS	14:53.7	27
35	Brayden Langston	7	Piqua JH	15:11.2	
36	Asher Stewart	7	Xenia Warner MS	15:15.5	28
37	Wallace Grieve	8	Sidney MS	15:16.5	29
38	Jack Walton	7	Vandalia Morton MS	15:18.6	
39	Jordan Chewing	8	Vandalia Morton MS	15:23.4	

Place	Name	Grade	Team	Time	Points
40	Logan Depoy	8	Vandalia Morton MS	15:28.4	
41	Quinten Karabinis	7	Piqua JH	15:33.1	
42	Ethan Hagler	7	Vandalia Morton MS	15:34.3	
43	Chase Puskas	9	Brookville	15:40.2	30
44	Owen Peterson	7	Piqua JH	15:42.8	
45	Antonio Smallwood	7	Vandalia Morton MS	15:49.3	
46	Liam Lammers	8	New Knoxville	15:51.4	
47	Brady Weiss	7	Piqua JH	16:00.1	
48	Everett Chapman	8	Urbana JH	16:01.4	
49	Ethan Gibbons	7	Sidney MS	16:34.0	31
50	Zack Siegel	7	Sidney MS	16:38.2	32
51	Amory Cloud	7	Vandalia Morton MS	16:44.1	
52	Lucas Betten	7	Vandalia Morton MS	16:54.4	
53	Micheal Combs	7	Xenia Warner MS	17:20.1	33
54	Chase Perreira	7	Piqua JH	17:28.3	
55	Kalel Moreaux	8	Piqua JH	18:00.2	
56	Benjamin Manley	7	Brookville	18:14.1	
57	Matthew Combs	7	Xenia Warner MS	18:39.4	34
58	Spencer Crowe	7	Xenia Warner MS	18:57.8	35
59	Gavin Snow	7	Xenia Warner MS	19:07.3	
60	Ethan Malcosky	8	Vandalia Morton MS	19:11.5	
61	Elijah Hasselbeck	7	Piqua JH	19:40.6	
62	Logan Garrett	7	Xenia Warner MS	20:12.9	
63	Brody Stanfill	7	Xenia Warner MS	21:46.6	
64	Brogan Wion	7	Piqua JH	23:26.3	
65	Kyler Moreaux	7	Piqua JH	29:09.1	

