

















Centerville Night Lights

Centerville

Race 6 - HS Girls Varsity A - 5K

10/2/2021 - 8:15 pm

Team Results





| Place | Team | Score | Team Time | Runner Avg | Avg Mile | 5 Man Gap | Finish Order | Scoring Order |
|-------|---|-------|-----------|------------|----------|-----------|---------------------------|---------------------------|
| 1 |  Mason | 115 | 1:41:54 | 20:23 | 6:34 | 0:30 | 16-19-20-28-32-39-40 | 16-19-20-28-32-39-40 |
| 2 |  Eaton | 208 | 1:44:12 | 20:51 | 6:43 | 1:37 | 13-27-50-54-66-69-97 | 13-27-50-54-64-67-91 |
| 3 |  Madeira | 212 | 1:44:33 | 20:55 | 6:44 | 0:24 | 36-38-43-44-51-61-68 | 36-38-43-44-51-60-66 |
| 4 |  Centerville | 232 | 1:45:00 | 21:00 | 6:46 | 1:00 | 30-35-45-52-73-79-84 | 30-35-45-52-70-75-80 |
| 5 |  Tallmadge | 239 | 1:45:21 | 21:05 | 6:47 | 1:18 | 29-31-48-53-82-124-150 | 29-31-48-53-78-115-136 |
| 6 |  Hawken | 253 | 1:44:44 | 20:57 | 6:45 | 3:15 | 4-21-60-77-103-106-149 | 4-21-59-73-96-99-135 |
| 7 | Villa Madonna | 261 | 1:45:46 | 21:10 | 6:49 | 3:02 | 23-24-25-49-157-195-197 | 23-24-25-49-140-163-164 |
| 8 | Bishop Brossart | 282 | 1:44:40 | 20:56 | 6:45 | 3:53 | 3-5-64-91-135-183-184 | 3-5-62-87-125-155-156 |
| 9 |  Talawanda | 319 | 1:46:47 | 21:22 | 6:53 | 3:04 | 6-47-65-89-127-144-182 | 6-47-63-85-118-133-154 |
| 10 |  Bellbrook | 322 | 1:47:11 | 21:27 | 6:54 | 2:16 | 15-41-62-108-111-154-165 | 15-41-61-101-104-138-146 |
| 11 |  Troy | 326 | 1:46:56 | 21:24 | 6:53 | 2:14 | 11-57-81-95-98-121-140 | 11-57-77-89-92-112-130 |
| 12 |  Western Brown | 334 | 1:47:03 | 21:25 | 6:54 | 3:06 | 8-37-56-115-137-185-209 | 8-37-56-106-127-157-168 |
| 13 |  Turpin | 339 | 1:47:40 | 21:32 | 6:56 | 1:52 | 26-46-86-94-104-107-116 | 26-46-82-88-97-100-107 |
| 14 |  Butler | 353 | 1:47:59 | 21:36 | 6:58 | 3:47 | 10-22-34-159-164-187-192 | 10-22-34-142-145-158-160 |
| 15 | Campbell County | 356 | 1:47:13 | 21:27 | 6:55 | 5:08 | 2-17-71-125-177-180-205 | 2-17-69-116-152-153-167 |
| 16 | St. Henry District | 376 | 1:48:22 | 21:41 | 6:59 | 3:30 | 9-55-85-100-152-160-173 | 9-55-81-94-137-143-150 |
| 17 |  Little Miami | 377 | 1:47:56 | 21:36 | 6:57 | 6:18 | 1-14-105-113-191-198-199 | 1-14-98-105-159-165-166 |
| 18 | Cooper | 422 | 1:49:31 | 21:55 | 7:03 | 2:06 | 42-58-87-117-141-147-167 | 42-58-83-108-131-134-147 |
| 19 |  Spr. Northwestern | 430 | 1:49:41 | 21:57 | 7:04 | 2:22 | 18-90-109-119-123-161-168 | 18-86-102-110-114-144-148 |
| 20 |  St. Henry | 444 | 1:49:39 | 21:56 | 7:04 | 3:07 | 7-75-129-132-134-136-143 | 7-71-120-122-124-126-132 |
| 21 |  Springboro | 456 | 1:50:32 | 22:07 | 7:07 | 0:49 | 80-83-99-101-122-130-133 | 76-79-93-95-113-121-123 |



Race 6 - HS Girls Varsity A - 5K

10/2/2021 - 8:15 pm

Team Results

| Place | Team | Score | Team Time | Runner Avg | Avg Mile | 5 Man Gap | Finish Order | Scoring Order |
|-------|--|-------|-----------|------------|----------|-----------|---------------------------|---------------------------|
| 22 |  Fairfield | 467 | 1:50:53 | 22:11 | 7:09 | 2:45 | 33-67-118-128-158-176-194 | 33-65-109-119-141-151-162 |
| 23 |  Beavercreek | 522 | 1:51:54 | 22:23 | 7:13 | 0:57 | 88-96-110-126-138-139-155 | 84-90-103-117-128-129-139 |
| 24 |  Milton-Union | 546 | 1:59:58 | 24:00 | 7:44 | 8:43 | 70-76-78-193-222 | 68-72-74-161-171 |
| 25 | Conner | 611 | 2:00:13 | 24:03 | 7:45 | 7:32 | 12-120-172-212-217 | 12-111-149-169-170 |
| DNP |  Bea. Eastern | | 21:26 | 21:26 | 6:54 | | 63 | 1 Runner |
| DNP | Augusta | | 21:34 | 21:34 | 6:57 | | 74 | 1 Runner |



Race 6 - HS Girls Varsity A - 5K

10/2/2021 - 8:15 pm

Individual Results

| Place | Name | Grade | Team | Time | Points |
|-------|----------------------|-------|--------------------|---------|--------|
| 1 | Grace Biddle | 11 | Little Miami | 18:23.9 | 1 |
| 2 | Olivia Holbrook | 9 | Campbell County | 18:50.5 | 2 |
| 3 | Claire Curtsinger | 12 | Bishop Brossart | 18:56.9 | 3 |
| 4 | Brielle Collins | 9 | Hawken | 19:03.1 | 4 |
| 5 | Amy Klocke | 11 | Bishop Brossart | 19:29.8 | 5 |
| 6 | Lucia Rodbro | 9 | Talawanda | 19:38.3 | 6 |
| 7 | Raleigh Baumer | 10 | St. Henry | 19:42.5 | 7 |
| 8 | Natalie Rice | 10 | Western Brown | 19:44.7 | 8 |
| 9 | Mackenzie McMMain | 9 | St. Henry District | 19:45.9 | 9 |
| 10 | Eleanor Towe | 11 | Butler | 19:49.2 | 10 |
| 11 | Renee Kovacs | 12 | Troy | 19:49.8 | 11 |
| 12 | Ashlyn Vanlandingham | 12 | Conner | 19:51.9 | 12 |
| 13 | Lauren Guiley | 11 | Eaton | 19:52.6 | 13 |
| 14 | Mackenzie Evans | 10 | Little Miami | 20:04.5 | 14 |
| 15 | Emily Crane | 11 | Bellbrook | 20:08.4 | 15 |
| 16 | Ashley Robey | 12 | Mason | 20:11.3 | 16 |
| 17 | Emilie Zengel | 11 | Campbell County | 20:12.9 | 17 |
| 18 | Madison Little | 12 | Spr. Northwestern | 20:13.1 | 18 |
| 19 | Grace McKay | 11 | Mason | 20:14.1 | 19 |
| 20 | Gabriella Janis | 12 | Mason | 20:14.7 | 20 |
| 21 | Elena Padley | 10 | Hawken | 20:21.1 | 21 |
| 22 | Ellie Davis | 9 | Butler | 20:23.6 | 22 |
| 23 | Charli Gerrein | 9 | Villa Madonna | 20:23.7 | 23 |
| 24 | Abby Ernst | 12 | Villa Madonna | 20:24.8 | 24 |
| 25 | Lexi Baker | 12 | Villa Madonna | 20:26.4 | 25 |
| 26 | Natalie Stotz | 12 | Turpin | 20:26.8 | 26 |
| 27 | Addison Guiley | 9 | Eaton | 20:30.8 | 27 |
| 28 | Molly Mckay | 9 | Mason | 20:33.2 | 28 |
| 29 | Ana Crangle | 12 | Tallmadge | 20:33.8 | 29 |
| 30 | Cecelia Alexander | 11 | Centerville | 20:34.5 | 30 |
| 31 | Amelia Ross | 9 | Tallmadge | 20:38.9 | 31 |
| 32 | Ava Orlando | 11 | Mason | 20:40.5 | 32 |
| 33 | Isabelle Ritzie | 12 | Fairfield | 20:42.0 | 33 |
| 34 | Allison Shelly | 11 | Butler | 20:42.1 | 34 |
| 35 | Elizabeth Lunne | 11 | Centerville | 20:44.0 | 35 |
| 36 | Hannah Lutes | 12 | Madeira | 20:44.2 | 36 |
| 37 | Hadley Jones | 10 | Western Brown | 20:45.5 | 37 |
| 38 | Annie Meyer | 10 | Madeira | 20:46.6 | 38 |

| Place | Name | Grade | Team | Time | Points |
|-------|------------------|-------|--------------------|---------|--------|
| 39 | Avery Legault | 10 | Mason | 20:46.7 | 39 |
| 40 | Olivia Kelsey | 12 | Mason | 20:48.1 | 40 |
| 41 | Ellen Khong | 10 | Bellbrook | 20:50.4 | 41 |
| 42 | Kyla Bryson | 12 | Cooper | 20:51.6 | 42 |
| 43 | Anna Cornejo | 9 | Madeira | 20:55.3 | 43 |
| 44 | Cate LeRoy | 9 | Madeira | 20:58.4 | 44 |
| 45 | Audrey Cline | 11 | Centerville | 20:58.7 | 45 |
| 46 | Elissa Ward | 12 | Turpin | 21:01.2 | 46 |
| 47 | Lilly Iden | 11 | Talawanda | 21:02.6 | 47 |
| 48 | Cara Basso | 10 | Tallmadge | 21:04.9 | 48 |
| 49 | Sarah Rice | 12 | Villa Madonna | 21:05.5 | 49 |
| 50 | Kaili Hewitt | 11 | Eaton | 21:06.6 | 50 |
| 51 | Claire Leroy | 11 | Madeira | 21:07.9 | 51 |
| 52 | Alayna Skidmore | 11 | Centerville | 21:09.0 | 52 |
| 53 | Katrina Hunt | 12 | Tallmadge | 21:10.8 | 53 |
| 54 | Emily Haynes | 9 | Eaton | 21:12.2 | 54 |
| 55 | Chloe Hurm | 9 | St. Henry District | 21:14.1 | 55 |
| 56 | Avery Vance | 10 | Western Brown | 21:15.1 | 56 |
| 57 | Ashley Kyle | 10 | Troy | 21:15.3 | 57 |
| 58 | Elissa Luckhardt | 11 | Cooper | 21:19.2 | 58 |
| 59 | Jessica Bamford | 11 | Mason | 21:20.2 | |
| 60 | Delicia Liao | 9 | Hawken | 21:23.6 | 59 |
| 61 | Morgan Starr | 9 | Madeira | 21:24.1 | 60 |
| 62 | Madison Bretland | 11 | Bellbrook | 21:24.9 | 61 |
| 63 | Abby Cochenour | 12 | Bea. Eastern | 21:25.4 | |
| 64 | Natalie Reis | 11 | Bishop Brossart | 21:26.0 | 62 |
| 65 | Kylee Carver | 11 | Talawanda | 21:27.2 | 63 |
| 66 | Rylie Haynes | 11 | Eaton | 21:29.6 | 64 |
| 67 | Kaitlin Thomas | 10 | Fairfield | 21:30.1 | 65 |
| 68 | Izzy Arredondo | 11 | Madeira | 21:30.5 | 66 |
| 69 | Cami McCloud | 10 | Eaton | 21:32.2 | 67 |
| 70 | Savanna Smith | 11 | Milton-Union | 21:32.9 | 68 |
| 71 | Kaitlyn Strange | 11 | Campbell County | 21:32.9 | 69 |
| 72 | Ella Garza | 10 | Madeira | 21:32.9 | |
| 73 | Claire Drylie | 9 | Centerville | 21:33.6 | 70 |
| 74 | Braylie Curtis | 9 | Augusta | 21:33.9 | |
| 75 | Ally Heath | 10 | St. Henry | 21:37.0 | 71 |
| 76 | Maddie Stasiak | 12 | Milton-Union | 21:37.8 | 72 |
| 77 | Sofia Boyd | 10 | Hawken | 21:38.0 | 73 |



Race 6 - HS Girls Varsity A - 5K

10/2/2021 - 8:15 pm

Individual Results

| Place | Name | Grade | Team | Time | Points |
|-------|------------------|-------|--------------------|---------|--------|
| 78 | Ty Parsons | 10 | Milton-Union | 21:38.8 | 74 |
| 79 | Francesca Irwin | 12 | Centerville | 21:42.7 | 75 |
| 80 | Laurel Kennedy | 10 | Springboro | 21:46.0 | 76 |
| 81 | Lily Zimmerman | 9 | Troy | 21:47.3 | 77 |
| 82 | Kate Archer | 10 | Tallmadge | 21:51.7 | 78 |
| 83 | Kylie Elliott | 10 | Springboro | 21:51.9 | 79 |
| 84 | Jaina Masek | 12 | Centerville | 21:53.0 | 80 |
| 85 | Molly Kamer | 10 | St. Henry District | 21:54.4 | 81 |
| 86 | Marin Davidson | 9 | Turpin | 21:54.4 | 82 |
| 87 | Simone Bessong | 9 | Cooper | 21:54.5 | 83 |
| 88 | Phoebe Burns | 12 | Beavercreek | 21:55.0 | 84 |
| 89 | Bella Walter | 12 | Talawanda | 21:56.1 | 85 |
| 90 | Alyssa Christian | 10 | Spr. Northwestern | 21:56.4 | 86 |
| 91 | Emma Bezold | 12 | Bishop Brossart | 21:57.0 | 87 |
| 92 | Mia Kaufman | 11 | Centerville | 21:57.2 | |
| 93 | Ellie Brandt | 10 | Centerville | 21:58.6 | |
| 94 | Samantha Gardner | 12 | Turpin | 21:58.6 | 88 |
| 95 | Kara Enneking | 10 | Troy | 21:59.5 | 89 |
| 96 | Alex Magoteaux | 10 | Beavercreek | 22:01.9 | 90 |
| 97 | Stephanie Gibson | 11 | Eaton | 22:03.2 | 91 |
| 98 | Claire Harju | 12 | Troy | 22:03.4 | 92 |
| 99 | Jane Fehringer | 11 | Springboro | 22:08.0 | 93 |
| 100 | Sydney Bollman | 10 | St. Henry District | 22:10.9 | 94 |
| 101 | Evie Rodriguez | 9 | Springboro | 22:11.9 | 95 |
| 102 | Kylie Wolfe | 11 | Centerville | 22:17.2 | |
| 103 | Lorelai Goedecke | 9 | Hawken | 22:17.7 | 96 |
| 104 | Anna Keller | 12 | Turpin | 22:18.7 | 97 |
| 105 | Jane Loffer | 12 | Little Miami | 22:19.7 | 98 |
| 106 | Gaby Montero | 12 | Hawken | 22:20.0 | 99 |
| 107 | Maya Wolfford | 12 | Turpin | 22:20.7 | 100 |
| 108 | Bella Beeghly | 9 | Bellbrook | 22:22.6 | 101 |
| 109 | Madison Lyday | 12 | Spr. Northwestern | 22:23.6 | 102 |
| 110 | Lauren Nowe | 11 | Beavercreek | 22:23.9 | 103 |
| 111 | Fiona Lin | 11 | Bellbrook | 22:24.0 | 104 |
| 112 | Rosie Davis | 12 | Madeira | 22:24.3 | |
| 113 | Virginia Willard | 12 | Little Miami | 22:25.9 | 105 |
| 114 | Kayden Pence | 11 | Madeira | 22:26.7 | |
| 115 | Jewels Davis | 11 | Western Brown | 22:27.1 | 106 |
| 116 | Abigail Adams | 12 | Turpin | 22:27.4 | 107 |

| Place | Name | Grade | Team | Time | Points |
|-------|--------------------|-------|--------------------|---------|--------|
| 117 | Ella Duell | 10 | Cooper | 22:27.8 | 108 |
| 118 | Alexis Dean | 12 | Fairfield | 22:30.3 | 109 |
| 119 | Natalie Boehmer | 12 | Spr. Northwestern | 22:32.3 | 110 |
| 120 | Amy Stewart | 12 | Conner | 22:32.9 | 111 |
| 121 | Millie Peltier | 11 | Troy | 22:33.3 | 112 |
| 122 | Morgan Stewart | 12 | Springboro | 22:34.2 | 113 |
| 123 | Kayley Yontz | 11 | Spr. Northwestern | 22:34.7 | 114 |
| 124 | Andrea Barnes | 10 | Tallmadge | 22:34.7 | 115 |
| 125 | Aidan Christopher | 9 | Campbell County | 22:38.5 | 116 |
| 126 | Mia Beemsterboer | 11 | Beavercreek | 22:41.6 | 117 |
| 127 | Alyssa Chaney | 12 | Talawanda | 22:42.3 | 118 |
| 128 | Kenzie Miller | 10 | Fairfield | 22:44.1 | 119 |
| 129 | Joscie Evers | 11 | St. Henry | 22:44.8 | 120 |
| 130 | Anna Jones | 12 | Springboro | 22:45.6 | 121 |
| 131 | Kaitlyn Lundrigan | 10 | Turpin | 22:45.9 | |
| 132 | Paige Buschur | 9 | St. Henry | 22:45.9 | 122 |
| 133 | Amina Moumkine | 9 | Springboro | 22:47.6 | 123 |
| 134 | Megan Broering | 11 | St. Henry | 22:48.6 | 124 |
| 135 | Cora Bertsch | 11 | Bishop Brossart | 22:49.9 | 125 |
| 136 | Adison Romer | 9 | St. Henry | 22:50.3 | 126 |
| 137 | Ashlyn Jetter | 10 | Western Brown | 22:50.4 | 127 |
| 138 | Elise Hempstead | 11 | Beavercreek | 22:51.6 | 128 |
| 139 | Macy Crawford | 10 | Beavercreek | 22:54.9 | 129 |
| 140 | Hallie Frigge | 11 | Troy | 22:56.3 | 130 |
| 141 | Alyssa Barry | 12 | Cooper | 22:57.3 | 131 |
| 142 | Hannah Brooks | 11 | Troy | 23:00.3 | |
| 143 | Amelia Siefing | 9 | St. Henry | 23:01.0 | 132 |
| 144 | Molly Van Gorden | 10 | Talawanda | 23:01.1 | 133 |
| 145 | Allison Unger | 10 | Troy | 23:02.9 | |
| 146 | Morgan Maxwell | 9 | Troy | 23:05.3 | |
| 147 | Chloe Defevers | 11 | Cooper | 23:05.6 | 134 |
| 148 | Mara Muhlenkamp | 11 | St. Henry | 23:06.7 | |
| 149 | Camilla Mari | 10 | Hawken | 23:09.6 | 135 |
| 150 | Hailey Andrews | 9 | Tallmadge | 23:10.7 | 136 |
| 151 | Halcy Russell | 11 | Turpin | 23:12.3 | |
| 152 | Grace Gulla | 9 | St. Henry District | 23:15.9 | 137 |
| 153 | Katherine Jones | 12 | Turpin | 23:18.2 | |
| 154 | Lindsay Schumacher | 12 | Bellbrook | 23:18.8 | 138 |
| 155 | Skylar Cain | 10 | Beavercreek | 23:19.7 | 139 |



Race 6 - HS Girls Varsity A - 5K

10/2/2021 - 8:15 pm

Individual Results

| Place | Name | Grade | Team | Time | Points |
|-------|-------------------|-------|--------------------|---------|--------|
| 156 | Caitlyn Chen | 10 | Beavercreek | 23:24.7 | |
| 157 | Maddie Bailey | 10 | Villa Madonna | 23:24.9 | 140 |
| 158 | Kayla Compton | 11 | Fairfield | 23:26.1 | 141 |
| 159 | Eva Stalter | 12 | Butler | 23:28.3 | 142 |
| 160 | Mia VonLehman | 9 | St. Henry District | 23:28.8 | 143 |
| 161 | Isabella Baker | 10 | Spr. Northwestern | 23:29.2 | 144 |
| 162 | Heidi Franck | 9 | St. Henry | 23:30.0 | |
| 163 | Hannah Bletzinger | 10 | Springboro | 23:35.0 | |
| 164 | Sidney Vieth | 10 | Butler | 23:35.6 | 145 |
| 165 | Lorelai Wolverton | 10 | Bellbrook | 23:36.4 | 146 |
| 166 | Katelyn Holdheide | 9 | St. Henry | 23:36.5 | |
| 167 | Megan Neal | 10 | Cooper | 23:37.5 | 147 |
| 168 | Kylie Mahood | 11 | Spr. Northwestern | 23:37.9 | 148 |
| 169 | Meghan Rosenbaum | 9 | Spr. Northwestern | 23:37.9 | |
| 170 | Avery Borowski | 12 | Beavercreek | 23:40.7 | |
| 171 | Bella Vaughn | 11 | Bellbrook | 23:41.7 | |
| 172 | Daphne Benjamin | 12 | Conner | 23:42.6 | 149 |
| 173 | Mary Ryan | 10 | St. Henry District | 23:44.1 | 150 |
| 174 | Adrienne Gerbic | 11 | Bellbrook | 23:45.0 | |
| 175 | Emma Jenkins | 10 | Springboro | 23:47.8 | |
| 176 | Taylor Whitaker | 10 | Fairfield | 23:51.5 | 151 |
| 177 | Abigale Bauer | 10 | Campbell County | 23:58.1 | 152 |
| 178 | Molly Conley | 9 | Tallmadge | 23:58.5 | |
| 179 | Maria Brockman | 12 | St. Henry District | 24:02.4 | |
| 180 | Kennedy Johnson | 11 | Campbell County | 24:06.2 | 153 |
| 181 | Madison Russ | 10 | Beavercreek | 24:07.1 | |
| 182 | Jette Werner | 12 | Talawanda | 24:07.4 | 154 |
| 183 | Cate Reis | 10 | Bishop Brossart | 24:11.9 | 155 |
| 184 | Sarah Smith | 12 | Bishop Brossart | 24:13.7 | 156 |
| 185 | Summer Woodruff | 9 | Western Brown | 24:15.4 | 157 |
| 186 | Riley Orr | 10 | Springboro | 24:17.9 | |
| 187 | Audrey Nichols | 10 | Butler | 24:18.8 | 158 |
| 188 | Camille Williams | 12 | St. Henry District | 24:28.5 | |
| 189 | Ally Schmidt | 10 | Eaton | 24:38.4 | |
| 190 | Anna Wilson | 11 | St. Henry District | 24:40.1 | |
| 191 | Edie Loffer | 9 | Little Miami | 24:41.8 | 159 |
| 192 | Izzy Alexander | 9 | Butler | 24:48.0 | 160 |
| 193 | Magnolia Black | 10 | Milton-Union | 24:52.4 | 161 |
| 194 | Madison Dean | 10 | Fairfield | 24:59.0 | 162 |

| Place | Name | Grade | Team | Time | Points |
|-------|---------------------|-------|-----------------|---------|--------|
| 195 | Izzie Ramundo | 10 | Villa Madonna | 25:03.0 | 163 |
| 196 | Allison Mowen | 12 | Eaton | 25:06.1 | |
| 197 | Sofia Virzi | 9 | Villa Madonna | 25:14.6 | 164 |
| 198 | Isabeau Price | 11 | Little Miami | 25:16.2 | 165 |
| 199 | Maria Snelling | 12 | Little Miami | 25:31.1 | 166 |
| 200 | Chloe Hein | 11 | Bishop Brossart | 25:35.0 | |
| 201 | Miranda Csordas | 11 | Bishop Brossart | 25:35.1 | |
| 202 | Makayla Chaney | 10 | Talawanda | 25:36.4 | |
| 203 | Anne Pauen | 10 | Little Miami | 25:37.5 | |
| 204 | Jordan Woodruff | 9 | Little Miami | 25:38.3 | |
| 205 | Ryann McKee | 9 | Campbell County | 25:38.8 | 167 |
| 206 | Abigail Brown | 10 | Little Miami | 25:40.3 | |
| 207 | Alana Wehrley | 12 | St. Henry | 25:50.5 | |
| 208 | Maddie McCauley | 10 | Little Miami | 25:53.5 | |
| 209 | Alexis Fultz | 9 | Western Brown | 25:57.9 | 168 |
| 210 | Isabella Fite | 11 | Western Brown | 26:02.8 | |
| 211 | Camille Boyer | 10 | Hawken | 26:15.9 | |
| 212 | Isabella Vonlehman | 10 | Conner | 26:41.8 | 169 |
| 213 | Makayla Skinner | 9 | Bellbrook | 26:57.4 | |
| 214 | Meredith Hildebrand | 9 | Campbell County | 27:03.7 | |
| 215 | Rylie Bond | 9 | Villa Madonna | 27:09.5 | |
| 216 | Kyla Bedel | 12 | Butler | 27:17.1 | |
| 217 | Josephine Harlan | 11 | Conner | 27:23.8 | 170 |
| 218 | Sydney Short | 10 | Villa Madonna | 27:30.6 | |
| 219 | Olivia Hall | 12 | Hawken | 27:43.2 | |
| 220 | Abby Lippold | 12 | Hawken | 27:48.1 | |
| 221 | Isabella Messina | 10 | Tallmadge | 28:10.2 | |
| 222 | Marissa Twentier | 9 | Milton-Union | 30:15.9 | 171 |

