

# Erin Nance XC Invitational

## London

### Race 2 - HS Girls Varsity - 5K

10/2/2021 - 9:40 am

### Team Results - Overall

| Place | Team   | Score | Team Time | Runner Avg | Avg Mile | 5 Man Gap | Finish Order        | Scoring Order       |
|-------|--|-------|-----------|------------|----------|-----------|---------------------|---------------------|
| 1     |  Col. St Francis De Sales Girls | 46    | 1:50:27   | 22:06      | 7:07     | 1:48      | 3-7-13-16-19-54     | 2-5-10-13-16-45     |
| 2     |  Del. Hayes                     | 62    | 1:52:33   | 22:31      | 7:15     | 2:14      | 2-10-21-22-23-33-47 | 1-7-17-18-19-29-39  |
| 3     |  Col. S. Girls                  | 75    | 1:52:56   | 22:36      | 7:17     | 2:18      | 5-14-17-27-28-31-52 | 3-11-14-23-24-27-44 |
| 4     |  Westfall                       | 80    | 1:53:19   | 22:40      | 7:18     | 3:18      | 6-11-15-24-43-50-51 | 4-8-12-20-36-42-43  |
| 5     |  Olentangy                     | 98    | 1:55:22   | 23:05      | 7:26     | 2:24      | 8-12-25-34-37-39-41 | 6-9-21-30-32-34-35  |
| 6     |  London                       | 142   | 1:59:26   | 23:54      | 7:42     | 2:03      | 18-29-35-38-46-63   | 15-25-31-33-38-46   |
| 7     |  Grove City                   | 153   | 2:00:35   | 24:07      | 7:46     | 2:06      | 26-30-32-44-48-49   | 22-26-28-37-40-41   |
| DNP   |  Whetstone                    |       | 1:37:02   | 24:16      | 7:49     |           | 4-40-45-55          | 4 Runners           |
| DNP   |  Fairbanks                    |       | 1:45:33   | 26:24      | 8:30     |           | 1-36-58-61          | 4 Runners           |
| DNP   |  Central Crossing             |       | 49:07     | 24:34      | 7:55     |           | 9-56                | 2 Runners           |
| DNP   |  Madison-Plains               |       | 50:59     | 25:30      | 8:13     |           | 42-53               | 2 Runners           |
| DNP   |  Amanda-Clearcreek            |       | 55:15     | 27:38      | 8:54     |           | 20-62               | 2 Runners           |
| DNP   |  Westland                     |       | 27:41     | 27:41      | 8:55     |           | 57                  | 1 Runner            |
| DNP   |  Triad                        |       | 29:01     | 29:01      | 9:21     |           | 59                  | 1 Runner            |
| DNP   |  Whitehall-Yearling           |       | 30:21     | 30:21      | 9:47     |           | 60                  | 1 Runner            |



# Race 2 - HS Girls Varsity - 5K

10/2/2021 - 9:40 am

## Individual Results - Overall

| Place | Name                 | Grade | Team                           | Time    | Points |
|-------|----------------------|-------|--------------------------------|---------|--------|
| 1     | Rachael Hoover       | 10    | Fairbanks                      | 20:52.7 |        |
| 2     | Rowan Hering         | 11    | Del. Hayes                     | 20:58.4 | 1      |
| 3     | Annie See            | 9     | Col. St Francis De Sales Girls | 20:59.4 | 2      |
| 4     | Anouk Moritz         | 11    | Whetstone                      | 21:02.4 |        |
| 5     | Mira Martin          | 10    | Col. S. Girls                  | 21:06.5 | 3      |
| 6     | Caitlyn Shipley      | 10    | Westfall                       | 21:07.3 | 4      |
| 7     | Mary McCallister     | 10    | Col. St Francis De Sales Girls | 21:45.7 | 5      |
| 8     | Grace Holt           | 12    | Olentangy                      | 21:46.6 | 6      |
| 9     | Hannah Scoggin       | 11    | Central Crossing               | 21:52.0 |        |
| 10    | Julia Young          | 11    | Del. Hayes                     | 22:03.1 | 7      |
| 11    | Isabel Stevens       | 9     | Westfall                       | 22:04.3 | 8      |
| 12    | Lauren Petska        | 9     | Olentangy                      | 22:14.6 | 9      |
| 13    | Josie Dages          | 11    | Col. St Francis De Sales Girls | 22:19.1 | 10     |
| 14    | Ella Chomic          | 10    | Col. S. Girls                  | 22:24.9 | 11     |
| 15    | Anay Sierra          | 10    | Westfall                       | 22:30.0 | 12     |
| 16    | Audrey Callahan      | 12    | Col. St Francis De Sales Girls | 22:34.8 | 13     |
| 17    | Grace Chomic         | 10    | Col. S. Girls                  | 22:40.1 | 14     |
| 18    | Alex Tewalt          | 11    | London                         | 22:46.1 | 15     |
| 19    | Ellie Reash          | 11    | Col. St Francis De Sales Girls | 22:47.1 | 16     |
| 20    | Karlee Parry         | 11    | Amanda-Clearcreek              | 23:03.0 |        |
| 21    | Danica Davelli       | 11    | Del. Hayes                     | 23:07.9 | 17     |
| 22    | Pressley Christopher | 9     | Del. Hayes                     | 23:10.6 | 18     |
| 23    | Miranda Gemberling   | 12    | Del. Hayes                     | 23:12.4 | 19     |
| 24    | Gabby Henry          | 9     | Westfall                       | 23:12.4 | 20     |
| 25    | Madison Bryant       | 11    | Olentangy                      | 23:16.0 | 21     |
| 26    | Kayla Huston         | 9     | Grove City                     | 23:17.2 | 22     |
| 27    | Sophia Nagy          | 12    | Col. S. Girls                  | 23:20.1 | 23     |
| 28    | Lauren Sloan         | 12    | Col. S. Girls                  | 23:24.3 | 24     |
| 29    | Lily Patterson       | 9     | London                         | 23:37.2 | 25     |
| 30    | Sami Steinhauser     | 10    | Grove City                     | 23:39.2 | 26     |
| 31    | Lauren LaRochelle    | 9     | Col. S. Girls                  | 23:44.8 | 27     |
| 32    | Grace Moore          | 12    | Grove City                     | 23:47.6 | 28     |
| 33    | Kailyn Smith         | 12    | Del. Hayes                     | 23:50.8 | 29     |
| 34    | Anushka Maharana     | 11    | Olentangy                      | 23:54.8 | 30     |
| 35    | Riley Colestock      | 10    | London                         | 23:58.1 | 31     |









| Place | Name               | Grade | Team                           | Time    | Points |
|-------|--------------------|-------|--------------------------------|---------|--------|
| 36    | Kinley Green       | 11    | Fairbanks                      | 24:01.8 |        |
| 37    | Natalie Rudawsky   | 11    | Olentangy                      | 24:09.9 | 32     |
| 38    | Andria Pollazek    | 9     | London                         | 24:15.2 | 33     |
| 39    | Camryn Cummings    | 11    | Olentangy                      | 24:17.4 | 34     |
| 40    | Ava Feller         | 10    | Whetstone                      | 24:17.9 |        |
| 41    | Nahla Alin         | 9     | Olentangy                      | 24:19.0 | 35     |
| 42    | Amy Burchett       | 11    | Madison-Plains                 | 24:19.6 |        |
| 43    | Natalie Holland    | 12    | Westfall                       | 24:25.0 | 36     |
| 44    | Natalie Smith      | 10    | Grove City                     | 24:27.7 | 37     |
| 45    | Ana Kain           | 10    | Whetstone                      | 24:34.9 |        |
| 46    | Isabelle Tipton    | 11    | London                         | 24:48.7 | 38     |
| 47    | Mae Clark          | 11    | Del. Hayes                     | 25:05.0 | 39     |
| 48    | Olivia Bartley     | 12    | Grove City                     | 25:22.4 | 40     |
| 49    | Brianna Bri) McCoy | 11    | Grove City                     | 25:38.4 | 41     |
| 50    | Makalie Crabtree   | 10    | Westfall                       | 26:04.0 | 42     |
| 51    | Natalie Yates      | 10    | Westfall                       | 26:25.3 | 43     |
| 52    | Abigail Falk       | 12    | Col. S. Girls                  | 26:29.8 | 44     |
| 53    | Paisley Rice       | 9     | Madison-Plains                 | 26:38.5 |        |
| 54    | Sarah Haunn        | 10    | Col. St Francis De Sales Girls | 27:00.1 | 45     |
| 55    | Mia Kain           | 11    | Whetstone                      | 27:06.1 |        |
| 56    | Alayna Gunning     | 10    | Central Crossing               | 27:14.7 |        |
| 57    | Allison Chapin     | 12    | Westland                       | 27:40.7 |        |
| 58    | Kayden Fields      | 10    | Fairbanks                      | 28:38.6 |        |
| 59    | Tabitha Gaier      | 12    | Triad                          | 29:00.5 |        |
| 60    | Haleigh Jordan     | 10    | Whitehall-Yearling             | 30:20.7 |        |
| 61    | Alondra Bosworth   | 12    | Fairbanks                      | 31:59.4 |        |
| 62    | Abby Rhymer        | 12    | Amanda-Clearcreek              | 32:11.5 |        |
| 63    | Kate Slane         | 12    | London                         | 36:54.8 | 46     |



# Race 2 - HS Girls Varsity - 5K

10/2/2021 - 9:40 am

## Team Results - D1

| Place | Team   | Score | Team Time | Runner Avg | Avg Mile | 5 Man Gap | Finish Order       | Scoring Order      |
|-------|--|-------|-----------|------------|----------|-----------|--------------------|--------------------|
| 1     |  Col. St Francis De Sales Girls | 29    | 1:50:27   | 22:06      | 7:07     | 1:48      | 2-4-9-10-11-30     | 2-3-7-8-9-26       |
| 2     |  Del. Hayes                     | 39    | 1:52:33   | 22:31      | 7:15     | 2:14      | 1-7-12-13-14-19-27 | 1-5-10-11-12-17-23 |
| 3     |  Olentangy                      | 60    | 1:55:22   | 23:05      | 7:26     | 2:24      | 5-8-15-20-21-22-24 | 4-6-13-18-19-20-21 |
| 4     |  Grove City                     | 91    | 2:00:35   | 24:07      | 7:46     | 2:06      | 16-17-18-25-28-29  | 14-15-16-22-24-25  |
| DNP   |  Whetstone                      |       | 1:37:02   | 24:16      | 7:49     |           | 3-23-26-31         | 4 Runners          |
| DNP   |  Central Crossing               |       | 49:07     | 24:34      | 7:55     |           | 6-32               | 2 Runners          |
| DNP   |  Westland                       |       | 27:41     | 27:41      | 8:55     |           | 33                 | 1 Runner           |
| DNP   |  Whitehall-Yearling             |       | 30:21     | 30:21      | 9:47     |           | 34                 | 1 Runner           |



# Race 2 - HS Girls Varsity - 5K

10/2/2021 - 9:40 am

## Individual Results - D1








| Place | Name                 | Grade | Team                           | Time    | Points |
|-------|----------------------|-------|--------------------------------|---------|--------|
| 1     | Rowan Hering         | 11    | Del. Hayes                     | 20:58.4 | 1      |
| 2     | Annie See            | 9     | Col. St Francis De Sales Girls | 20:59.4 | 2      |
| 3     | Anouk Moritz         | 11    | Whetstone                      | 21:02.4 |        |
| 4     | Mary McCallister     | 10    | Col. St Francis De Sales Girls | 21:45.7 | 3      |
| 5     | Grace Holt           | 12    | Olentangy                      | 21:46.6 | 4      |
| 6     | Hannah Scoggin       | 11    | Central Crossing               | 21:52.0 |        |
| 7     | Julia Young          | 11    | Del. Hayes                     | 22:03.1 | 5      |
| 8     | Lauren Petska        | 9     | Olentangy                      | 22:14.6 | 6      |
| 9     | Josie Dages          | 11    | Col. St Francis De Sales Girls | 22:19.1 | 7      |
| 10    | Audrey Callahan      | 12    | Col. St Francis De Sales Girls | 22:34.8 | 8      |
| 11    | Ellie Reash          | 11    | Col. St Francis De Sales Girls | 22:47.1 | 9      |
| 12    | Danica Davelli       | 11    | Del. Hayes                     | 23:07.9 | 10     |
| 13    | Pressley Christopher | 9     | Del. Hayes                     | 23:10.6 | 11     |
| 14    | Miranda Gemberling   | 12    | Del. Hayes                     | 23:12.4 | 12     |
| 15    | Madison Bryant       | 11    | Olentangy                      | 23:16.0 | 13     |
| 16    | Kayla Huston         | 9     | Grove City                     | 23:17.2 | 14     |
| 17    | Sami Steinhauser     | 10    | Grove City                     | 23:39.2 | 15     |
| 18    | Grace Moore          | 12    | Grove City                     | 23:47.6 | 16     |
| 19    | Kailyn Smith         | 12    | Del. Hayes                     | 23:50.8 | 17     |
| 20    | Anushka Maharana     | 11    | Olentangy                      | 23:54.8 | 18     |
| 21    | Natalie Rudawsky     | 11    | Olentangy                      | 24:09.9 | 19     |
| 22    | Camryn Cummings      | 11    | Olentangy                      | 24:17.4 | 20     |
| 23    | Ava Feller           | 10    | Whetstone                      | 24:17.9 |        |
| 24    | Nahla Alin           | 9     | Olentangy                      | 24:19.0 | 21     |
| 25    | Natalie Smith        | 10    | Grove City                     | 24:27.7 | 22     |
| 26    | Ana Kain             | 10    | Whetstone                      | 24:34.9 |        |
| 27    | Mae Clark            | 11    | Del. Hayes                     | 25:05.0 | 23     |
| 28    | Olivia Bartley       | 12    | Grove City                     | 25:22.4 | 24     |
| 29    | Brianna Bri) McCoy   | 11    | Grove City                     | 25:38.4 | 25     |
| 30    | Sarah Haunn          | 10    | Col. St Francis De Sales Girls | 27:00.1 | 26     |
| 31    | Mia Kain             | 11    | Whetstone                      | 27:06.1 |        |
| 32    | Alayna Gunning       | 10    | Central Crossing               | 27:14.7 |        |
| 33    | Allison Chapin       | 12    | Westland                       | 27:40.7 |        |
| 34    | Haleigh Jordan       | 10    | Whitehall-Yearling             | 30:20.7 |        |



# Race 2 - HS Girls Varsity - 5K

10/2/2021 - 9:40 am

## Team Results - D2/3

| Place | Team  | Score | Team Time | Runner Avg | Avg Mile | 5 Man Gap | Finish Order      | Scoring Order    |
|-------|---|-------|-----------|------------|----------|-----------|-------------------|------------------|
| 1     |  Col. S. Girls     | 30    | 1:52:56   | 22:36      | 7:17     | 2:18      | 2-5-7-11-12-14-23 | 1-4-6-9-10-12-19 |
| 2     |  Westfall          | 33    | 1:53:19   | 22:40      | 7:18     | 3:18      | 3-4-6-10-19-21-22 | 2-3-5-8-15-17-18 |
| 3     |  London            | 61    | 1:59:26   | 23:54      | 7:42     | 2:03      | 8-13-15-17-20-29  | 7-11-13-14-16-20 |
| DNP   |  Fairbanks         |       | 1:45:33   | 26:24      | 8:30     |           | 1-16-25-27        | 4 Runners        |
| DNP   |  Madison-Plains    |       | 50:59     | 25:30      | 8:13     |           | 18-24             | 2 Runners        |
| DNP   |  Amanda-Clearcreek |       | 55:15     | 27:38      | 8:54     |           | 9-28              | 2 Runners        |
| DNP   |  Triad             |       | 29:01     | 29:01      | 9:21     |           | 26                | 1 Runner         |



## Race 2 - HS Girls Varsity - 5K

10/2/2021 - 9:40 am

### Individual Results - D2/3

| Place | Name              | Grade | Team              | Time    | Points |
|-------|-------------------|-------|-------------------|---------|--------|
| 1     | Rachael Hoover    | 10    | Fairbanks         | 20:52.7 |        |
| 2     | Mira Martin       | 10    | Col. S. Girls     | 21:06.5 | 1      |
| 3     | Caitlyn Shipley   | 10    | Westfall          | 21:07.3 | 2      |
| 4     | Isabel Stevens    | 9     | Westfall          | 22:04.3 | 3      |
| 5     | Ella Chomic       | 10    | Col. S. Girls     | 22:24.9 | 4      |
| 6     | Anay Sierra       | 10    | Westfall          | 22:30.0 | 5      |
| 7     | Grace Chomic      | 10    | Col. S. Girls     | 22:40.1 | 6      |
| 8     | Alex Tewalt       | 11    | London            | 22:46.1 | 7      |
| 9     | Karlee Parry      | 11    | Amanda-Clearcreek | 23:03.0 |        |
| 10    | Gabby Henry       | 9     | Westfall          | 23:12.4 | 8      |
| 11    | Sophia Nagy       | 12    | Col. S. Girls     | 23:20.1 | 9      |
| 12    | Lauren Sloan      | 12    | Col. S. Girls     | 23:24.3 | 10     |
| 13    | Lily Patterson    | 9     | London            | 23:37.2 | 11     |
| 14    | Lauren LaRochelle | 9     | Col. S. Girls     | 23:44.8 | 12     |
| 15    | Riley Colestock   | 10    | London            | 23:58.1 | 13     |
| 16    | Kinley Green      | 11    | Fairbanks         | 24:01.8 |        |
| 17    | Andria Pollazek   | 9     | London            | 24:15.2 | 14     |
| 18    | Amy Burchett      | 11    | Madison-Plains    | 24:19.6 |        |
| 19    | Natalie Holland   | 12    | Westfall          | 24:25.0 | 15     |
| 20    | Isabelle Tipton   | 11    | London            | 24:48.7 | 16     |
| 21    | Makalie Crabtree  | 10    | Westfall          | 26:04.0 | 17     |
| 22    | Natalie Yates     | 10    | Westfall          | 26:25.3 | 18     |
| 23    | Abigail Falk      | 12    | Col. S. Girls     | 26:29.8 | 19     |
| 24    | Paisley Rice      | 9     | Madison-Plains    | 26:38.5 |        |
| 25    | Kayden Fields     | 10    | Fairbanks         | 28:38.6 |        |
| 26    | Tabitha Gaier     | 12    | Triad             | 29:00.5 |        |
| 27    | Alondra Bosworth  | 12    | Fairbanks         | 31:59.4 |        |
| 28    | Abby Rhymer       | 12    | Amanda-Clearcreek | 32:11.5 |        |
| 29    | Kate Slane        | 12    | London            | 36:54.8 | 20     |

