




















Jenna Strong CC Fall Classic

Wilmington

Race 2 - Men's Race - 8K

10/15/2021 - 5:15 pm

Team Results














Place	Team	Score	Team Time	Runner Avg	Avg Mile	5 Man Gap	Finish Order	Scoring Order
1	 Wilmington (Ohio)	101	2:11:45	26:21	5:19	2:36	1-7-11-37-45-67-68	1-7-11-37-45-66-67
2	 Ashland	116	2:13:32	26:43	5:23	0:51	8-14-24-32-38-61-91	8-14-24-32-38-60-89
3	 Wittenberg	166	2:15:04	27:01	5:27	1:27	9-17-30-52-59-72-123	9-17-30-52-58-71-114
4	 Shawnee State	186	2:15:12	27:03	5:27	1:57	5-23-31-63-66-87-95	5-23-31-62-65-85-93
5	 Earlham	192	2:15:39	27:08	5:28	1:47	6-27-34-57-70-126-176	6-27-34-56-69-116-154
6	 Lindsey Wilson	201	2:16:15	27:15	5:29	0:54	18-39-43-50-51-65-143	18-39-43-50-51-64-130
7	 Walsh	221	2:16:42	27:21	5:30	0:36	36-40-44-46-55-77-90	36-40-44-46-55-76-88
8	 Mount Vernon Nazarene	224	2:16:39	27:20	5:30	1:28	13-41-48-60-64-121-125	13-41-48-59-63-113-115
9	 Centre	251	2:17:09	27:26	5:32	1:47	21-29-47-54-104-169-183	21-29-47-54-100-151-156
10	 Cedarville	270	2:17:01	27:25	5:31	2:25	4-35-62-80-93-114-129	4-35-61-79-91-108-119
11	Ohio State Running Club	299	2:18:24	27:41	5:35	1:31	19-49-74-75-85-105-145	19-49-73-74-84-101-132
12	 Berea	333	2:17:41	27:33	5:33	4:20	2-12-15-162-189-248	2-12-15-144-160-185
13	 Wooster	345	2:19:21	27:53	5:37	1:41	28-58-73-82-113-156-166	28-57-72-81-107-140-148
14	UC Running Club	394	2:20:00	28:00	5:38	1:56	16-84-94-103-109-138-174	16-83-92-99-104-126-153
15	 Transylvania	445	2:21:04	28:13	5:41	2:02	25-99-102-111-131-150-170	25-96-98-105-121-135-152
16	 Franklin	476	2:21:49	28:22	5:43	2:29	22-78-119-141-153-165-197	22-77-112-128-137-147-167
17	 Thomas More	485	2:22:07	28:26	5:44	0:49	76-83-101-118-130-188-260	75-82-97-111-120-159-191
18	 Ohio Christian	503	2:38:15	31:39	6:22	14:16	3-26-53-313-317	3-26-53-209-212
19	 Indiana Kokomo	518	2:22:36	28:32	5:45	2:01	42-106-116-134-158-163-182	42-102-109-124-141-145-155
20	 Georgetown (Ky.)	530	2:22:58	28:36	5:46	1:10	71-112-117-127-140-159-256	70-106-110-117-127-142-189
21	 Ohio Dominican	560	2:23:29	28:42	5:47	1:02	81-107-128-135-148	80-103-118-125-134



Race 2 - Men's Race - 8K

10/15/2021 - 5:15 pm

Team Results

Place	Team	Score	Team Time	Runner Avg	Avg Mile	5 Man Gap	Finish Order	Scoring Order
22	 Muskingum	596	2:25:42	29:09	5:52	3:54	33-89-132-224-227-229-298	33-87-122-176-178-179-203
23	 Heidelberg	624	2:24:52	28:59	5:50	0:50	98-142-144-146-151-168-252	95-129-131-133-136-150-188
24	 Hanover	643	2:28:56	29:48	6:00	6:32	10-92-190-249-271	10-90-161-186-196
25	 Kenyon	649	2:25:47	29:10	5:52	2:04	69-133-154-186-193-199-206	68-123-138-157-163-168-170
26	 Marietta	659	2:29:16	29:52	6:01	5:23	20-88-225-244-261-267-274	20-86-177-184-192-195-197
27	 Indiana East	661	2:26:26	29:18	5:54	2:23	79-97-164-203-215-230-280	78-94-146-169-174-180-198
28	 Anderson (Ind.)	830	2:30:50	30:10	6:05	1:41	160-195-196-217-232-236-304	143-165-166-175-181-182-204
29	Unattached	858	2:33:44	30:45	6:12	2:55	155-194-208-258-262-264-291	139-164-172-190-193-194-201
30	 Pikeville	920	2:48:41	33:45	6:48	12:18	167-187-288-289-321-322	149-158-199-200-214-215
31	 Mount St. Joseph	933	2:45:38	33:08	6:40	6:53	191-210-251-305-306	162-173-187-205-206
32	 Central State	991	3:03:35	36:43	7:24	13:46	207-239-308-318-323	171-183-208-213-216
33	Hocking College	1047	3:25:29	41:06	8:17	20:04	292-307-315-316-325	202-207-210-211-217
DNP	 Spalding		1:24:26	28:09	5:40		56-86-115	3 Runners
DNP	 Ohio Valley		1:36:06	32:02	6:27		171-276-285	3 Runners
DNP	 Northern Kentucky		59:42	29:51	6:01		120-231	2 Runners



Race 2 - Men's Race - 8K

10/15/2021 - 5:15 pm

Individual Results

Place	Name	Grade	Team	Time	Points
1	Simon Heys	SO	Wilmington (Ohio)	24:44.9	1
2	Luke Wilson	SO	Berea	25:35.5	2
3	Drake Dickerson	JR	Ohio Christian	25:47.9	3
4	Ethan Wallis	FR	Cedarville	25:50.8	4
5	Aiden Kammler	SO	Shawnee State	25:52.6	5
6	Connor Del Carmen	FR	Earlham	26:08.1	6
7	George Rickett	JR	Wilmington (Ohio)	26:13.1	7
8	Ian Johnson	SR	Ashland	26:15.4	8
9	Conor Kolka	FR	Wittenberg	26:16.9	9
10	Ethan Weston	FR	Hanover	26:17.4	10
11	Noah Tobin	FR	Wilmington (Ohio)	26:19.8	11
12	Robert Immell	FR	Berea	26:21.1	12
13	Justis Paul	JR	Mount Vernon Nazarene	26:21.5	13
14	Colton Pinkerton	FR	Ashland	26:27.4	14
15	Silas Fair	FR	Berea	26:28.4	15
16	Nicky Alexander		UC Running Club	26:34.6	16
17	Cullen Sainey	SR	Wittenberg	26:34.9	17
18	Levi Owens	SR	Lindsey Wilson	26:39.5	18
19	Brady Woods		Ohio State Running Club	26:40.0	19
20	Braeden Wallace	SR	Marietta	26:41.9	20
21	Will Lovell	SO	Centre	26:42.1	21
22	John Asplund	FR	Franklin	26:44.8	22
23	Chris Parsons	SR	Shawnee State	26:46.3	23
24	Nick Reimund	SR	Ashland	26:47.3	24
25	Drew Meader	SO	Transylvania	26:49.8	25
26	Corry Mientkiewicz	FR	Ohio Christian	26:51.3	26
27	Henry Foultnr	SO	Earlham	26:52.4	27
28	Will Callender	FR	Wooster	26:54.1	28
29	Ben Camuel	JR	Centre	26:54.1	29
30	Ryan Zimmerman	SR	Wittenberg	26:54.3	30
31	Logan Boggs	SO	Shawnee State	26:55.1	31
32	Jake Hall	SR	Ashland	26:55.2	32
33	Wade Speeth	SO	Muskingum	26:57.8	33
34	Austin Burt	JR	Earlham	27:02.2	34
35	Joshua George	FR	Cedarville	27:02.7	35
36	Trevor Young	SO	Walsh	27:02.7	36
37	Cohen Frost	FR	Wilmington (Ohio)	27:06.1	37
38	Konnor Ray	FR	Ashland	27:06.2	38

Place	Name	Grade	Team	Time	Points
39	Jordan Tucker	SR	Lindsey Wilson	27:10.0	39
40	Lukas Keverkamp	FR	Walsh	27:14.0	40
41	Sam Swanger	SO	Mount Vernon Nazarene	27:15.4	41
42	Luis Saldana	SO	Indiana Kokomo	27:17.1	42
43	Mike Schonter	SR	Lindsey Wilson	27:18.7	43
44	Seth Macura	FR	Walsh	27:19.4	44
45	Eric Reynolds	FR	Wilmington (Ohio)	27:20.7	45
46	Alexander Sanders	JR	Walsh	27:27.5	46
47	Spencer Harvey	JR	Centre	27:28.7	47
48	Garrett Gemmaka	SO	Mount Vernon Nazarene	27:29.3	48
49	Josh Baker		Ohio State Running Club	27:30.2	49
50	Nolan Foushee	SO	Lindsey Wilson	27:32.5	50
51	Jim Headrick	SR	Lindsey Wilson	27:33.5	51
52	Ephram Evans	FR	Wittenberg	27:34.2	52
53	Chester Mientkiewicz	JR	Ohio Christian	27:35.0	53
54	Kaden Huiet	SO	Centre	27:35.5	54
55	Logan Thomas	FR	Walsh	27:37.9	55
56	Noah McClellan	FR	Spalding	27:38.1	
57	Ian Gorley	SO	Earlham	27:41.7	56
58	Duncan Hardy	SO	Wooster	27:43.0	57
59	Evan Cordle	SO	Wittenberg	27:43.2	58
60	Noah Stephens	SO	Mount Vernon Nazarene	27:43.6	59
61	Matthew Long	JR	Ashland	27:44.4	60
62	Adam Klauck	SO	Cedarville	27:45.5	61
63	Eric Hacker	SO	Shawnee State	27:48.3	62
64	Isaac Ramseyer	FR	Mount Vernon Nazarene	27:49.2	63
65	Justin Stearns	FR	Lindsey Wilson	27:49.5	64
66	Thryceton Deckard	SR	Shawnee State	27:49.5	65
67	Tyler Parks	FR	Wilmington (Ohio)	27:49.9	66
68	Josh Cyrus	SR	Wilmington (Ohio)	27:53.5	67
69	Peter Bernhardt	FR	Kenyon	27:53.6	68
70	Alexander Roberts	SO	Earlham	27:54.4	69
71	Nick Clark	SO	Georgetown (Ky.)	27:54.6	70
72	Andrew Reese	SR	Wittenberg	27:57.7	71
73	Alexander DeLong	SR	Wooster	27:59.7	72



Race 2 - Men's Race - 8K

10/15/2021 - 5:15 pm

Individual Results

Place	Name	Grade	Team	Time	Points
74	Khaled Hamil		Ohio State Running Club	28:00.9	73
75	Santiago Montano		Ohio State Running Club	28:01.9	74
76	David Klenk	SR	Thomas More	28:02.2	75
77	Benji House	SO	Walsh	28:03.9	76
78	Jaycee Wilburn	SO	Franklin	28:04.7	77
79	Chance Klipstine	JR	Indiana East	28:05.4	78
80	Gunnar Grass	FR	Cedarville	28:05.7	79
81	Landon Latham	FR	Ohio Dominican	28:06.5	80
82	Ben Nichols	FR	Wooster	28:08.5	81
83	Nick Lanter	FR	Thomas More	28:09.3	82
84	Jack Cordonnier		UC Running Club	28:10.2	83
85	Andrew Goldslager		Ohio State Running Club	28:10.8	84
86	Peter McGowan	JR	Spalding	28:11.4	
87	Mason Blizzard	FR	Shawnee State	28:12.5	85
88	Lane Wilson	JR	Marietta	28:13.2	86
89	Max McAdams	FR	Muskingum	28:13.7	87
90	Kristian Stocksdale	FR	Walsh	28:14.4	88
91	Tristan Vaughan	SR	Ashland	28:15.2	89
92	Carson Kitchens	FR	Hanover	28:15.4	90
93	Aidan Peterson	FR	Cedarville	28:15.4	91
94	Perry Johnson		UC Running Club	28:16.4	92
95	Philip Evory	FR	Shawnee State	28:19.0	93
96	Connor Ingram	SR	Ashland	28:19.6	
97	Liam Nelson	FR	Indiana East	28:20.8	94
98	Clem Foos	FR	Heidelberg	28:21.2	95
99	Cooper Chandler	FR	Transylvania	28:24.8	96
100	Ethan Lafon	FR	Shawnee State	28:25.0	
101	Luke Justice	SO	Thomas More	28:25.7	97
102	Alex Adams	FR	Transylvania	28:26.0	98
103	Ben Shafron		UC Running Club	28:27.8	99
104	Luke Payne	SO	Centre	28:28.3	100
105	Jay Shin		Ohio State Running Club	28:29.2	101
106	Dereck Vogel	SO	Indiana Kokomo	28:29.7	102
107	Keaton McNair	SR	Ohio Dominican	28:29.9	103
108	Tyler Wierzbicki	SO	Walsh	28:30.0	
109	Kyle Betz		UC Running Club	28:30.6	104

Place	Name	Grade	Team	Time	Points
110	Hunter Morgan	FR	Wilmington (Ohio)	28:31.2	
111	Garrett Elrod	SO	Transylvania	28:31.2	105
112	Wyatt Gatewood	JR	Georgetown (Ky.)	28:32.2	106
113	Drew Robertson	FR	Wooster	28:35.1	107
114	Andrew Spencer	FR	Cedarville	28:35.3	108
115	Jack Vinson	SO	Spalding	28:35.7	
116	Bryce Jennings	JR	Indiana Kokomo	28:37.1	109
117	Sam Peoples	SO	Georgetown (Ky.)	28:37.3	110
118	Austin Shaffer	SO	Thomas More	28:38.6	111
119	Jack Sells	FR	Franklin	28:40.1	112
120	Bryan Stoltzfus	FR	Northern Kentucky	28:40.5	
121	John Backus	FR	Mount Vernon Nazarene	28:40.8	113
122	Jacob Nichols	JR	Shawnee State	28:41.2	
123	Trenton Brown	FR	Wittenberg	28:41.7	114
124	Aidan Henson	FR	Wilmington (Ohio)	28:42.3	
125	Ryan Stevely	SO	Mount Vernon Nazarene	28:42.3	115
126	Davis Rock-Jones	FR	Earlham	28:48.0	116
127	Jaxon Downs	SR	Georgetown (Ky.)	28:49.4	117
128	Sean Noll	SR	Ohio Dominican	28:49.6	118
129	Will Hanak	SO	Cedarville	28:50.4	119
130	Johnny Powers	SO	Thomas More	28:51.0	120
131	Dalton Nunn	FR	Transylvania	28:51.6	121
132	Shane Funk	FR	Muskingum	28:52.7	122
133	Jeremy Baier	JR	Kenyon	28:53.6	123
134	Caleb Dugger	FR	Indiana Kokomo	28:54.3	124
135	Marcus Steele	SO	Ohio Dominican	28:54.5	125
136	Austin Wampler	JR	Wilmington (Ohio)	28:55.2	
137	Caden Zellner	SO	Wittenberg	28:57.9	
138	Jay Wilson		UC Running Club	29:00.0	126
139	Makachi Shugert	FR	Shawnee State	29:02.6	
140	Ben Kinsey	SO	Georgetown (Ky.)	29:04.0	127
141	Elliott Gough	FR	Franklin	29:05.1	128
142	Nathan Jimenez	FR	Heidelberg	29:05.5	129
143	Nick Cummins	FR	Lindsey Wilson	29:06.5	130
144	Connor Ladd	FR	Heidelberg	29:06.7	131
145	Luke Good		Ohio State Running Club	29:07.2	132
146	Treyvon Hastings	FR	Heidelberg	29:07.2	133



Race 2 - Men's Race - 8K

10/15/2021 - 5:15 pm

Individual Results

Place	Name	Grade	Team	Time	Points
147	Peter Caine	FR	Wittenberg	29:07.7	
148	Eayuel Gebrtsadik	FR	Ohio Dominican	29:07.8	134
149	Deven Ramsey	SR	Wittenberg	29:09.6	
150	Michael Kersting	JR	Transylvania	29:09.9	135
151	Tyler Hudson	JR	Heidelberg	29:10.5	136
152	Evan Hodkinson	FR	Mount Vernon Nazarene	29:11.1	
153	Eli Cochrane	FR	Franklin	29:13.6	137
154	Jack Caine	FR	Kenyon	29:14.1	138
155	Parker Morris	SO	Unattached	29:15.7	139
156	Eric Johnson	FR	Wooster	29:16.2	140
157	Gage Clemens	SR	Wilmington (Ohio)	29:16.5	
158	Coby Grunden	FR	Indiana Kokomo	29:17.4	141
159	Bradley Perkins	JR	Georgetown (Ky.)	29:17.8	142
160	Kaleb Gucinski	SO	Anderson (Ind.)	29:20.4	143
161	Clay Reynolds	FR	Mount Vernon Nazarene	29:20.4	
162	Noah Reasoner	FR	Berea	29:20.6	144
163	Cyrus Felger	JR	Indiana Kokomo	29:21.0	145
164	Caden Shumaker	FR	Indiana East	29:22.0	146
165	Andrew Hargis	FR	Franklin	29:22.4	147
166	Mitchell Ecklund	SO	Wooster	29:23.3	148
167	Benjamin Hall		Pikeville	29:23.4	149
168	Ethan Bennington	FR	Heidelberg	29:23.4	150
169	Owen McGuirk	FR	Centre	29:24.0	151
170	Bailey Morgerson	SO	Transylvania	29:24.8	152
171	Titus Kosgei	JR	Ohio Valley	29:27.7	
172	Everest McKenna		Ohio State Running Club	29:28.2	
173	Colin Gaines	FR	Mount Vernon Nazarene	29:28.3	
174	John Bowling		UC Running Club	29:30.6	153
175	Ian McCandlish	SO	Wittenberg	29:31.6	
176	Tristan Sturm	SO	Earlham	29:32.0	154
177	Henry Bish		UC Running Club	29:34.1	
178	Isaiah Winter	JR	Transylvania	29:35.1	
179	Bryson Simpson	SO	Wooster	29:35.2	
180	Cameron Cearns	FR	Mount Vernon Nazarene	29:36.3	
181	Drew Bailey	FR	Walsh	29:38.0	

Place	Name	Grade	Team	Time	Points
182	Sam Phillips	SR	Indiana Kokomo	29:39.6	155
183	Preston Dickerson	FR	Centre	29:42.5	156
184	Brandon Orend	FR	Walsh	29:44.5	
185	Thomas Hoggard	SR	Shawnee State	29:44.7	
186	Jason Montgomery	SO	Kenyon	29:47.5	157
187	Jaxon Blaine		Pikeville	29:49.4	158
188	Hunter Belville	FR	Thomas More	29:53.5	159
189	Gage Cousineau	SR	Berea	29:55.1	160
190	Robert Hoegeman	SO	Hanover	29:56.0	161
191	Ty Richardson	FR	Mount St. Joseph	29:57.4	162
192	Ethan Callarman	FR	Cedarville	29:57.5	
193	Michael Deal	SO	Kenyon	29:57.6	163
194	Cameron Phelps		Unattached	29:58.2	164
195	Ayden Humbles	FR	Anderson (Ind.)	29:59.9	165
196	Joshua Soden	SO	Anderson (Ind.)	30:00.0	166
197	Parker Mullins	FR	Franklin	30:01.7	167
198	Luke Jungeberg	SO	Mount Vernon Nazarene	30:05.6	
199	Daniel Lane	JR	Kenyon	30:06.5	168
200	Mihalis Protopapadakis	FR	Wooster	30:07.0	
201	Jordan Johnson	JR	Franklin	30:07.7	
202	Carson Pocock	SR	Indiana Kokomo	30:08.7	
203	Dixon Minton	FR	Indiana East	30:09.6	169
204	Grant Sprague	SR	Wooster	30:11.3	
205	Caleb Vogl	FR	Indiana Kokomo	30:13.7	
206	Ben Stillions	JR	Kenyon	30:18.6	170
207	Chris Chandler	JR	Central State	30:20.0	171
208	Hayden Mink	6	Unattached	30:20.5	172
209	Josh Rossman		UC Running Club	30:20.9	
210	Chayce Helms	SO	Mount St. Joseph	30:21.8	173
211	Ben Ebert		UC Running Club	30:22.0	
212	Peter Allison	FR	Cedarville	30:23.0	
213	Matthew Rauch	FR	Shawnee State	30:24.5	
214	Nick Schaffner	SO	Ashland	30:26.1	
215	AJ Ludwig	FR	Indiana East	30:27.6	174
216	Garrett Bradley	JR	Mount Vernon Nazarene	30:28.6	
217	Gage Guenin	FR	Anderson (Ind.)	30:28.9	175
218	Blake Haines	FR	Wilmington (Ohio)	30:30.0	



Race 2 - Men's Race - 8K

10/15/2021 - 5:15 pm

Individual Results

Place	Name	Grade	Team	Time	Points
219	Collin Gilmour	FR	Cedarville	30:33.7	
220	Tyler Preston	FR	Wittenberg	30:34.7	
221	Matt Prill	JR	Wooster	30:35.2	
222	Johnathon Cromer	JR	Transylvania	30:40.5	
223	William Dean	SO	Kenyon	30:41.7	
224	Cameron Scott	FR	Muskingum	30:46.2	176
225	Jake Cribbet	FR	Marietta	30:48.7	177
226	Travis Bullock	FR	Franklin	30:50.3	
227	Wyatt Speeth	FR	Muskingum	30:51.1	178
228	Drew McGaha	FR	Franklin	30:51.5	
229	Devyn Stout	SO	Muskingum	30:52.8	179
230	Brandan Wright	SO	Indiana East	30:59.2	180
231	Noah Slone	FR	Northern Kentucky	31:00.7	
232	Zachary Davenport	FR	Anderson (Ind.)	31:00.8	181
233	AJ Maxey	SO	Centre	31:02.8	
234	Harley Waters	SR	Lindsey Wilson	31:03.4	
235	Jace Cowman	FR	Lindsey Wilson	31:04.7	
236	Cameron Wihebrink	FR	Anderson (Ind.)	31:07.3	182
237	Alex Carie	FR	Indiana Kokomo	31:09.6	
238	Marco Yan		Ohio State Running Club	31:11.1	
239	Joshua Divers	FR	Central State	31:16.8	183
240	Dak Smith	SO	Wittenberg	31:17.1	
241	Tobias Burgess	FR	Wooster	31:20.2	
242	Isaiah Belcher	SO	Indiana Kokomo	31:26.1	
243	Nathan Lozoya	SO	Indiana Kokomo	31:26.3	
244	Gabe Morrell	FR	Marietta	31:27.2	184
245	Dominic Verry	FR	Centre	31:28.0	
246	Noah McCracken	FR	Franklin	31:28.1	
247	Will Spohn	JR	Kenyon	31:28.9	
248	Hayden Roberts	FR	Berea	31:30.2	185
249	JJ Stenger	FR	Hanover	31:37.9	186
250	Seth Meader	SO	Transylvania	31:38.7	
251	Alex Schmidt	FR	Mount St. Joseph	31:39.1	187
252	Ian Lewis	FR	Heidelberg	31:41.7	188
253	Jacob Beyer	SO	Shawnee State	31:49.3	
254	Corbin Lee	SO	Franklin	31:49.4	
255	Noah Stubenrauch	SR	Ashland	31:55.0	
256	Harrison Booher	SO	Georgetown (Ky.)	31:56.5	189

Place	Name	Grade	Team	Time	Points
257	Geoffrey Allen	JR	Wooster	31:57.8	
258	Dalton Johnson	JR	Unattached	31:58.8	190
259	Matt Belville	JR	Heidelberg	31:59.3	
260	Tommy Ray	SO	Thomas More	32:03.7	191
261	Wyatt Saxton	JR	Marietta	32:04.3	192
262	Adam Nadler	SO	Unattached	32:10.3	193
263	Henry Davidson	SO	Franklin	32:15.5	
264	Anthony Goodrich		Unattached	32:15.6	194
265	Josh Fiorentino	FR	Heidelberg	32:28.1	
266	Evan Brandon	JR	Wilmington (Ohio)	32:35.8	
267	Jack Hehr	FR	Marietta	32:38.0	195
268	Brad Dufek		Ohio State Running Club	32:38.8	
269	Patrick Stiltner	SO	Transylvania	32:40.1	
270	Tristan Konkler	FR	Franklin	32:46.6	
271	RJ Thalls	FR	Hanover	32:48.6	196
272	Aidan Colbert		Ohio State Running Club	32:48.7	
273	Isaac Morris	FR	Georgetown (Ky.)	32:51.1	
274	Aaron Rohr	SO	Marietta	32:53.9	197
275	Owen Trotto	FR	Earlham	33:00.3	
276	Tucker Dougherty	SO	Ohio Valley	33:08.5	
277	Kyle Saul		Ohio State Running Club	33:11.1	
278	John Wills		UC Running Club	33:12.8	
279	Nick Anders	FR	Indiana Kokomo	33:19.1	
280	Luke Roland	FR	Indiana East	33:21.1	198
281	David Gilbert	SR	Thomas More	33:22.3	
282	Patrick Ahlgren	JR	Kenyon	33:24.1	
283	Matthew Lee	JR	Franklin	33:25.1	
284	Travis Mentzer	SR	Wittenberg	33:27.4	
285	Sam Dudgeon	FR	Ohio Valley	33:28.9	
286	Daniel Peter	SR	Transylvania	33:36.0	
287	Ethan Bequeret	SO	Franklin	33:50.4	
288	Cade Watson		Pikeville	33:51.9	199
289	Mason Roe		Pikeville	33:55.0	200
290	TyJay Laster	FR	Franklin	34:00.3	
291	Patrick Johnson		Unattached	34:01.5	201
292	Dax Austin	FR	Hocking College	34:22.8	202
293	Emmit Shaughnessy	FR	Earlham	34:27.6	



Race 2 - Men's Race - 8K

10/15/2021 - 5:15 pm

Individual Results

Place	Name	Grade	Team	Time	Points
294	Jason Panas	JR	Marietta	34:27.8	
295	Sunil Kancherla		Ohio State Running Club	34:39.6	
296	Carson Bobo	FR	Transylvania	34:44.7	
297	William McMichael	SR	Wooster	35:01.2	
298	Kaleb Hart	SR	Muskingum	35:09.0	203
299	Joseph Henry	SR	Wooster	35:26.3	
300	Chasten Coleman	JR	Marietta	35:37.2	
301	Ethan Carmean	FR	Indiana Kokomo	35:37.6	
302	Somarr Elliott	FR	Wooster	35:53.8	
303	Brayden Devenport	FR	Franklin	35:57.6	
304	Ryan Knoll	FR	Anderson (Ind.)	36:03.8	204
305	Sean Stevie	SR	Mount St. Joseph	36:49.1	205
306	Logan Runyan	JR	Mount St. Joseph	36:50.3	206
307	Tyrus Wilkins	FR	Hocking College	36:59.4	207
308	Hezekiah Reid	SR	Central State	37:02.2	208
309	Sean Donnelly	JR	Walsh	37:17.2	
310	Caleb Cummings		Ohio State Running Club	37:34.9	
311	Evan Akers		Ohio State Running Club	37:35.0	
312	Jackson Bogel	FR	Transylvania	37:50.8	
313	Derek Donner	FR	Ohio Christian	37:56.5	209
314	Brandon Short		Ohio State Running Club	38:38.9	
315	Moss Loebker-Conrad	FR	Hocking College	39:46.5	210
316	Marcus Perko	SO	Hocking College	39:53.3	211
317	Noah Booze	FR	Ohio Christian	40:03.7	212
318	Israel Williamson	SR	Central State	40:49.6	213
319	James Kuhn	JR	Muskingum	41:02.1	
320	Angel Ortiz	SO	Ashland	41:06.3	
321	Christian Whitt		Pikeville	41:41.1	214
322	Syrus Ramsey	SO	Pikeville	41:43.7	215
323	Corneilus Steward	JR	Central State	44:05.6	216
324	Doug Nyakundi		Unattached	44:08.9	
325	Carter Amole	FR	Hocking College	54:26.6	217
DNF	Cooper Hanson	JR	Hanover		
DNF	Owen Via	FR	Hanover		
DNF	Hunter Raney	FR	Transylvania		

