






















# OHSAA Southwest District XC Championships- Cedarville

## Cedarville

### Race 3 - Div 2 Girls - 5K

10/23/2021 - 1:30 pm

### Team Results







| Place | Team  | Score | Team Time | Runner Avg | Avg Mile | 5 Man Gap | Finish Order                | Scoring Order               |
|-------|---|-------|-----------|------------|----------|-----------|-----------------------------|-----------------------------|
| 1     |  Waynesville       | 66    | Q 1:38:57 | 19:48      | 6:23     | 2:20      | 4-6-9-12-35-38-51           | 4-6-9-12-35-38-51           |
| 2     |  Oakwood           | 74    | Q 1:37:13 | 19:27      | 6:16     | 3:27      | 1-2-21-24-26-29-62          | 1-2-21-24-26-29-62          |
| 3     |  Tippecanoe        | 82    | Q 1:39:53 | 19:59      | 6:26     | 1:54      | 5-8-11-28-30-33-52          | 5-8-11-28-30-33-52          |
| 4     |  Eaton             | 132   | Q 1:43:39 | 20:44      | 6:41     | 0:56      | 15-25-27-31-34-37-40        | 15-25-27-31-34-37-40        |
| 5     |  Carroll           | 135   | Q 1:43:36 | 20:44      | 6:41     | 2:38      | 7-14-16-41-57-74            | 7-14-16-41-57-74            |
| 6     |  Spr. Northwestern | 193   | Q 1:46:22 | 21:17      | 6:51     | 2:07      | 13-36-39-50-55-65-70        | 13-36-39-50-55-65-70        |
| 7     |  Spr. Shawnee    | 221   | Q 1:46:44 | 21:21      | 6:53     | 5:12      | 3-32-53-58-75-77-119        | 3-32-53-58-75-77-117        |
| 8     |  Brookville      | 233   | 1:48:58   | 21:48      | 7:01     | 4:14      | 18-19-47-56-94-103-129      | 18-19-47-56-93-101-127      |
| 9     |  Ben. Logan      | 245   | 1:49:31   | 21:55      | 7:04     | 2:36      | 22-43-46-61-73-96-98        | 22-43-46-61-73-95-97        |
| 10    |  Cham. Julienne  | 289   | 1:52:19   | 22:28      | 7:14     | 3:53      | 17-20-79-87-88-93-108       | 17-20-79-86-87-92-106       |
| 11    |  Greenville      | 293   | 1:51:38   | 22:20      | 7:12     | 1:13      | 45-54-60-66-68-78-121       | 45-54-60-66-68-78-119       |
| 12    |  Indian Lake     | 299   | 1:52:37   | 22:32      | 7:15     | 3:43      | 23-59-63-64-91-113-116      | 23-59-63-64-90-111-114      |
| 13    |  Graham Local    | 365   | 1:56:36   | 23:20      | 7:31     | 6:16      | 10-48-82-109-120-131-140    | 10-48-82-107-118-129-136    |
| 14    |  Milton-Union    | 383   | 1:57:43   | 23:33      | 7:35     | 3:46      | 44-49-83-104-107-150        | 44-49-83-102-105-145        |
| 15    |  Valley View     | 418   | 1:59:06   | 23:50      | 7:40     | 2:42      | 69-71-72-97-112-137         | 69-71-72-96-110-134         |
| 16    |  Bellefontaine   | 423   | 1:59:20   | 23:52      | 7:41     | 2:00      | 67-80-84-95-99-105-126      | 67-80-84-94-98-103-124      |
| 17    |  Kenton Ridge    | 443   | 2:01:34   | 24:19      | 7:50     | 5:17      | 42-76-92-111-127-143        | 42-76-91-109-125-138        |
| 18    |  Alter           | 476   | 2:03:09   | 24:38      | 7:56     | 2:01      | 85-89-90-100-117-118-125    | 85-88-89-99-115-116-123     |
| 19    |  Urbana          | 563   | 2:09:45   | 25:57      | 8:22     | 4:11      | 81-106-122-128-134          | 81-104-120-126-132          |
| 20    |  Preble Shawnee  | 623   | 2:14:28   | 26:54      | 8:40     | 2:32      | 114-123-124-135-138-145-146 | 112-121-122-133-135-140-141 |
| 21    |  Bethel          | 655   | 2:26:12   | 29:15      | 9:25     | 11:38     | 115-130-132-142-153         | 113-128-130-137-147         |



# Race 3 - Div 2 Girls - 5K

10/23/2021 - 1:30 pm

## Team Results

| Place | Team  | Score | Team Time | Runner Avg | Avg Mile | 5 Man Gap | Finish Order        | Scoring Order       |
|-------|---|-------|-----------|------------|----------|-----------|---------------------|---------------------|
| 22    |  Belmont         | 671   | 2:29:43   | 29:57      | 9:39     | 8:21      | 102-144-147-149-152 | 100-139-142-144-146 |
| 23    |  Carlisle        | 679   | 3:05:24   | 37:05      | 11:57    | 26:35     | 110-133-148-155-156 | 108-131-143-148-149 |
| DNP   |  Greenon         |       | 1:17:24   | 25:48      | 8:19     |           | 86-101-139          | 3 Runners           |
| DNP   |  Stivers         |       | 1:14:17   | 37:09      | 11:58    |           | 151-154             | 2 Runners           |
| DNP   |  Meadowdale      |       | 28:00     | 28:00      | 9:01     |           | 136                 | 1 Runner            |
| DNP   |  Day, Northridge |       | 28:42     | 28:42      | 9:15     |           | 141                 | 1 Runner            |



# Race 3 - Div 2 Girls - 5K

10/23/2021 - 1:30 pm

## Individual Results

| Place | Name                | Grade | Team              | Time    | Points |   | Place | Name               | Grade | Team              | Time    | Points |   |
|-------|---------------------|-------|-------------------|---------|--------|---|-------|--------------------|-------|-------------------|---------|--------|---|
| 1     | Grace Hartman       | 12    | Oakwood           | 17:17.7 | 1      | T | 40    | Stephanie Gibson   | 11    | Eaton             | 21:22.1 | 40     | T |
| 2     | Bella Butler        | 11    | Oakwood           | 17:57.8 | 2      | T | 41    | Sarah Ochs         | 12    | Carroll           | 21:25.2 | 41     | T |
| 3     | Audrey DeSantis     | 12    | Spr. Shawnee      | 18:06.4 | 3      | T | 42    | Sarah Watkins      | 9     | Kenton Ridge      | 21:30.8 | 42     |   |
| 4     | Samantha Erbach     | 10    | Waynesville       | 18:44.8 | 4      | T | 43    | Estella Wenger     | 09    | Ben. Logan        | 21:34.5 | 43     |   |
| 5     | Annie Sinning       | 12    | Tippecanoe        | 18:54.2 | 5      | T | 44    | Savanna Smith      | 10    | Milton-Union      | 21:36.9 | 44     |   |
| 6     | Maria Gill          | 10    | Waynesville       | 19:36.3 | 6      | T | 45    | Tessa Fine         | 11    | Greenville        | 21:38.2 | 45     |   |
| 7     | Sophia Bruhn        | 10    | Carroll           | 19:38.2 | 7      | T | 46    | Dani Widmark       | 12    | Ben. Logan        | 21:40.4 | 46     |   |
| 8     | Gracie Wead         | 10    | Tippecanoe        | 19:38.3 | 8      | T | 47    | Kori Moore         | 12    | Brookville        | 21:44.0 | 47     |   |
| 9     | Emme Greely         | 10    | Waynesville       | 19:44.3 | 9      | T | 48    | Taylor Aldredge    | 9     | Graham Local      | 21:51.9 | 48     |   |
| 10    | Hailey Nash         | 9     | Graham Local      | 19:44.8 | 10     | I | 49    | Maddie Stasiak     | 12    | Milton-Union      | 21:54.9 | 49     |   |
| 11    | Shelby Hept         | 11    | Tippecanoe        | 19:46.5 | 11     | T | 50    | Kayley Yontz       | 11    | Spr. Northwestern | 21:55.9 | 50     | T |
| 12    | Kyla Harvey         | 10    | Waynesville       | 19:46.7 | 12     | T | 51    | Kate Handle        | 12    | Waynesville       | 21:58.5 | 51     | T |
| 13    | Madison Little      | 12    | Spr. Northwestern | 19:58.1 | 13     | T | 52    | Isa Ramos          | 11    | Tippecanoe        | 22:00.0 | 52     | T |
| 14    | Ruby Gross          | 9     | Carroll           | 20:02.3 | 14     | T | 53    | Tessa Holcomb      | 12    | Spr. Shawnee      | 22:01.6 | 53     | T |
| 15    | Lauren Guiley       | 11    | Eaton             | 20:08.2 | 15     | T | 54    | Jaydn Norris       | 10    | Greenville        | 22:02.1 | 54     |   |
| 16    | Maggie Poor         | 10    | Carroll           | 20:14.2 | 16     | T | 55    | Natalie Boehmer    | 12    | Spr. Northwestern | 22:04.9 | 55     | T |
| 17    | Charlotte DeLong    | 10    | Cham. Julianne    | 20:16.1 | 17     | I | 56    | Dylan Ballin       | 9     | Brookville        | 22:08.0 | 56     |   |
| 18    | Marlee Ross         | 12    | Brookville        | 20:17.2 | 18     | I | 57    | Abby Noss          | 11    | Carroll           | 22:15.8 | 57     | T |
| 19    | Hannah Hoops        | 11    | Brookville        | 20:17.4 | 19     | I | 58    | Impreza Rogers     | 11    | Spr. Shawnee      | 22:18.3 | 58     | T |
| 20    | Amber Peaslee       | 12    | Cham. Julianne    | 20:20.9 | 20     | I | 59    | Hannah Metzger     | 10    | Indian Lake       | 22:18.8 | 59     |   |
| 21    | Gabriella Kimbrough | 10    | Oakwood           | 20:29.7 | 21     | T | 60    | Kyrie Unger        | 9     | Greenville        | 22:20.0 | 60     |   |
| 22    | Georgia Bates       | 10    | Ben. Logan        | 20:35.6 | 22     | I | 61    | Mylee Boysel       | 10    | Ben. Logan        | 22:29.2 | 61     |   |
| 23    | KaiLea Miller       | 10    | Indian Lake       | 20:41.4 | 23     | I | 62    | Sarah Connell      | 10    | Oakwood           | 22:29.6 | 62     | T |
| 24    | Neave Lynch         | 10    | Oakwood           | 20:43.0 | 24     | T | 63    | Elayna Richardson  | 11    | Indian Lake       | 22:34.3 | 63     |   |
| 25    | Kiera Elliott       | 11    | Eaton             | 20:43.4 | 25     | T | 64    | Chloe Sparks       | 10    | Indian Lake       | 22:37.9 | 64     |   |
| 26    | Katy Butler         | 11    | Oakwood           | 20:44.7 | 26     | T | 65    | Kensie Hayes       | 10    | Spr. Northwestern | 22:41.9 | 65     | T |
| 27    | Kaili Hewitt        | 11    | Eaton             | 20:45.9 | 27     | T | 66    | Kenzie Baker       | 12    | Greenville        | 22:45.7 | 66     |   |
| 28    | Katie Landis        | 10    | Tippecanoe        | 20:46.1 | 28     | T | 67    | Kaidin Lenhart     | 9     | Bellefontaine     | 22:46.3 | 67     |   |
| 29    | Floey Biteau        | 10    | Oakwood           | 20:46.2 | 29     | T | 68    | Megan Lind         | 9     | Greenville        | 22:51.1 | 68     |   |
| 30    | Leda Anderson       | 10    | Tippecanoe        | 20:47.4 | 30     | T | 69    | Katie Walton       | 11    | Valley View       | 22:54.0 | 69     |   |
| 31    | Addison Guiley      | 9     | Eaton             | 20:57.9 | 31     | T | 70    | Lauren Pollock     | 9     | Spr. Northwestern | 22:54.5 | 70     | T |
| 32    | Gracie Short        | 9     | Spr. Shawnee      | 20:59.1 | 32     | T | 71    | Mary Schade        | 9     | Valley View       | 22:58.9 | 71     |   |
| 33    | Libby Krebs         | 11    | Tippecanoe        | 20:59.6 | 33     | T | 72    | Abigail Shartle    | 12    | Valley View       | 23:00.0 | 72     |   |
| 34    | Emily Haynes        | 9     | Eaton             | 21:03.5 | 34     | T | 73    | Kerry Copenhaver   | 12    | Ben. Logan        | 23:11.3 | 73     |   |
| 35    | Alyza Camp          | 11    | Waynesville       | 21:04.0 | 35     | T | 74    | Sydney O'Connor    | 9     | Carroll           | 23:13.8 | 74     | T |
| 36    | Madison Lyday       | 12    | Spr. Northwestern | 21:05.7 | 36     | T | 75    | Josie Jennings     | 9     | Spr. Shawnee      | 23:18.1 | 75     | T |
| 37    | Rylie Haynes        | 11    | Eaton             | 21:09.9 | 37     | T | 76    | Eva Wildermuth     | 10    | Kenton Ridge      | 23:18.6 | 76     |   |
| 38    | Rachel Ingle        | 12    | Waynesville       | 21:17.1 | 38     | T | 77    | Abigail Klemmensen | 12    | Spr. Shawnee      | 23:20.6 | 77     | T |
| 39    | Alyssa Christian    | 10    | Spr. Northwestern | 21:17.1 | 39     | T | 78    | Lauren Schmitmeyer | 9     | Greenville        | 23:28.3 | 78     |   |



# Race 3 - Div 2 Girls - 5K

10/23/2021 - 1:30 pm

## Individual Results

| Place | Name                | Grade | Team           | Time    | Points |
|-------|---------------------|-------|----------------|---------|--------|
| 79    | Audrey Discher      | 11    | Cham. Julianne | 23:29.6 | 79     |
| 80    | Sophie Adelesberger | 11    | Bellefontaine  | 23:30.5 | 80     |
| 81    | Morgan Stewart      | 11    | Urbana         | 23:30.6 | 81     |
| 82    | Kelsey Demarco      | 11    | Graham Local   | 23:31.9 | 82     |
| 83    | Ty Parsons          | 10    | Milton-Union   | 23:32.9 | 83     |
| 84    | Ella Reier          | 10    | Bellefontaine  | 23:43.5 | 84     |
| 85    | Maggie Schoen       | 12    | Alter          | 23:51.4 | 85     |
| 86    | Kate Welsheimer     | 10    | Greenon        | 23:58.0 |        |
| 87    | Eva Wissman         | 12    | Cham. Julianne | 24:03.2 | 86     |
| 88    | JaNiya Ward         | 9     | Cham. Julianne | 24:08.6 | 87     |
| 89    | Ashley Lucuk        | 11    | Alter          | 24:12.6 | 88     |
| 90    | Savannah Liechty    | 12    | Alter          | 24:22.3 | 89     |
| 91    | Carlie Nickel       | 10    | Indian Lake    | 24:24.1 | 90     |
| 92    | Ashleigh Bender     | 11    | Kenton Ridge   | 24:25.9 | 91     |
| 93    | Grace Schneider     | 10    | Cham. Julianne | 24:27.4 | 92     |
| 94    | Bree Fowler         | 9     | Brookville     | 24:30.9 | 93     |
| 95    | Brianne Sechrest    | 9     | Bellefontaine  | 24:34.1 | 94     |
| 96    | Kendra Kennedy      | 11    | Ben. Logan     | 24:36.4 | 95     |
| 97    | Libby Porter        | 12    | Valley View    | 24:36.8 | 96     |
| 98    | Malori Barnes       | 11    | Ben. Logan     | 24:39.6 | 97     |
| 99    | Aubrey Hudson       | 11    | Bellefontaine  | 24:45.4 | 98     |
| 100   | Abby Stolly         | 10    | Alter          | 24:50.2 | 99     |
| 101   | Addison Brittingham | 9     | Greenon        | 25:10.4 |        |
| 102   | Sofa Daoud          | 10    | Belmont        | 25:10.8 | 100    |
| 103   | Lauren Taylor       | 12    | Brookville     | 25:13.4 | 101    |
| 104   | Maggie Black        | 10    | Milton-Union   | 25:15.3 | 102    |
| 105   | Montana Buck        | 11    | Bellefontaine  | 25:17.4 | 103    |
| 106   | Kayla Booze         | 11    | Urbana         | 25:20.4 | 104    |
| 107   | Madison Coate       | 11    | Milton-Union   | 25:22.1 | 105    |
| 108   | Leiasya Smith       | 11    | Cham. Julianne | 25:25.6 | 106    |
| 109   | Audrey Larmee       | 10    | Graham Local   | 25:25.9 | 107    |
| 110   | Emily Ausra         | 12    | Carlisle       | 25:28.2 | 108    |
| 111   | Ellie Hellwig       | 9     | Kenton Ridge   | 25:31.3 | 109    |
| 112   | Ella Ragon          | 10    | Valley View    | 25:35.8 | 110    |
| 113   | Rachel Wahl         | 12    | Indian Lake    | 25:40.6 | 111    |
| 114   | Jaiden McIntosh     | 9     | Preble Shawnee | 25:42.5 | 112    |
| 115   | Kylie Balkcom       | 12    | Bethel         | 25:43.6 | 113    |
| 116   | Makayla Motter      | 10    | Indian Lake    | 25:48.5 | 114    |
| 117   | Ava Clough          | 9     | Alter          | 25:52.4 | 115    |

| Place | Name              | Grade | Team            | Time    | Points |
|-------|-------------------|-------|-----------------|---------|--------|
| 118   | Diya Percy        | 10    | Alter           | 25:53.5 | 116    |
| 119   | Gracee Evans      | 9     | Spr. Shawnee    | 25:57.8 | 117 T  |
| 120   | Ella Parke        | 9     | Graham Local    | 26:00.6 | 118    |
| 121   | Katelyn Conway    | 11    | Greenville      | 26:04.6 | 119    |
| 122   | Bella Talebi      | 9     | Urbana          | 26:10.2 | 120    |
| 123   | Valerie Whitson   | 10    | Preble Shawnee  | 26:16.4 | 121    |
| 124   | Tara Halpin       | 10    | Preble Shawnee  | 26:25.5 | 122    |
| 125   | Kylie Jackson     | 11    | Alter           | 26:33.1 | 123    |
| 126   | Mia Delong        | 09    | Bellefontaine   | 26:36.4 | 124    |
| 127   | Olivia Beller     | 12    | Kenton Ridge    | 26:47.4 | 125    |
| 128   | Kalila Lightle    | 11    | Urbana          | 27:02.3 | 126    |
| 129   | Sophia Koewler    | 11    | Brookville      | 27:04.2 | 127    |
| 130   | Eva Fry           | 10    | Bethel          | 27:04.5 | 128    |
| 131   | Nora Uhl          | 11    | Graham Local    | 27:10.1 | 129    |
| 132   | Josie Rhoades     | 12    | Bethel          | 27:18.6 | 130    |
| 133   | Chloe Lucas       | 10    | Carlisle        | 27:20.1 | 131    |
| 134   | Kaelyn Jordan     | 10    | Urbana          | 27:40.8 | 132    |
| 135   | Diana Rodriguez   | 9     | Preble Shawnee  | 27:49.2 | 133    |
| 136   | Angela Camacho    | 10    | Meadowdale      | 27:59.1 |        |
| 137   | Olivia Ables      | 10    | Valley View     | 28:01.3 | 134    |
| 138   | Sally White       | 9     | Preble Shawnee  | 28:13.7 | 135    |
| 139   | Isabelle Rathburn | 11    | Greenon         | 28:14.8 |        |
| 140   | Eliza Blosser     | 9     | Graham Local    | 28:22.7 | 136    |
| 141   | Charlie Fuduloff  | 12    | Day. Northridge | 28:41.6 |        |
| 142   | Abby Murlin       | 10    | Bethel          | 28:43.5 | 137    |
| 143   | Lindy Thomas      | 10    | Kenton Ridge    | 29:02.9 | 138    |
| 144   | Sifa Mtunga       | 12    | Belmont         | 29:15.9 | 139    |
| 145   | Faith Jesse       | 9     | Preble Shawnee  | 29:21.6 | 140    |
| 146   | Regina Rodriguez  | 9     | Preble Shawnee  | 29:22.3 | 141    |
| 147   | Claudine Anwema   | 11    | Belmont         | 30:01.2 | 142    |
| 148   | Caidence Williams | 12    | Carlisle        | 30:51.1 | 143    |
| 149   | Aasma Khamis      | 12    | Belmont         | 31:42.7 | 144    |
| 150   | Marissa Twentier  | 9     | Milton-Union    | 32:04.4 | 145    |
| 151   | Jade Diaz Nolasco | 11    | Stivers         | 33:15.9 |        |
| 152   | Phoebe Thevenin   | 9     | Belmont         | 33:31.5 | 146    |
| 153   | Avery Endsley     | 12    | Bethel          | 37:21.1 | 147    |
| 154   | Mareyhana Scurry  | 10    | Stivers         | 41:00.8 |        |
| 155   | Alexia Wells      | 10    | Carlisle        | 49:41.6 | 148    |
| 156   | Kasey Dungee      | 12    | Carlisle        | 52:02.8 | 149    |



***FinishTiming***