
























Race 6 - Boys Section F - 2 Mile

10/24/2021 - 3:30 pm

Team Results






Place	Team	Score	Team Time	Runner Avg	Avg Mile	5 Man Gap	Finish Order	Scoring Order
1	 Granville	55	1:00:47	12:10	6:05	0:42	4-10-11-16-20-35-36	3-9-10-15-18-32-33
2	 Unioto	88	1:01:09	12:14	6:07	1:32	1-8-15-34-38-41-63	1-7-14-31-35-38-57
3	 Lexington	89	1:01:57	12:24	6:12	1:08	2-12-21-30-33-52-68	2-11-19-27-30-47-60
4	 West Liberty-Salem	127	1:03:01	12:37	6:19	1:04	5-24-28-40-42-47-173	4-22-25-37-39-42-132
5	 Bid. River Valley	175	1:04:58	13:00	6:30	2:05	13-22-29-45-89-133-140	12-20-26-41-76-110-115
6	 Utica	209	1:06:22	13:17	6:39	3:05	14-18-44-50-114-163-167	13-17-40-45-94-127-130
7	 Lan. Rushville	238	1:07:44	13:33	6:47	3:31	23-26-31-62-131	21-24-28-56-109
8	 Tallmadge	287	1:08:09	13:38	6:49	1:22	32-51-75-84-87-123-128	29-46-66-72-74-103-107
9	 Cloverleaf	314	1:09:53	13:59	7:00	3:11	7-66-92-98-108-111-127	6-59-78-82-89-92-106
10	 Bexley	321	1:09:09	13:50	6:55	0:28	60-69-74-82-83-118-120	54-61-65-70-71-98-100
11	 San. Briar	323	1:10:26	14:06	7:03	2:48	25-37-85-116-117-153-164	23-34-73-96-97-120-128
12	 Keystone	337	1:10:26	14:06	7:03	1:50	58-59-71-91-112-137-154	52-53-62-77-93-112-121
13	 Hillsboro	339	1:11:56	14:24	7:12	4:37	17-49-64-122-152-180-181	16-44-58-102-119-135-136
14	 Orrville	346	1:11:05	14:13	7:07	2:31	48-53-72-104-126	43-48-63-87-105
15	 Liberty Union	352	1:10:52	14:11	7:06	1:41	54-73-79-95-109-119-121	49-64-69-80-90-99-101
16	 Bloom-Carroll	354	1:11:06	14:14	7:07	2:18	39-77-94-97-110-124-129	36-67-79-81-91-104-108
17	 Lynd. Hawken	361	1:13:53	14:47	7:24	4:53	6-9-138-148-149-157-169	5-8-113-117-118-123-131
18	 North Union	419	1:14:57	15:00	7:30	3:11	55-57-106-139-142-156-182	50-51-88-114-116-122-137
19	 Batavia	483	1:19:03	15:49	7:55	4:17	78-88-103-161-165	68-75-86-125-129
20	 Claymont	489	1:22:10	16:26	8:13	6:02	61-99-101-177-179	55-83-84-133-134
21	 Upper Sandusky	541	1:22:05	16:25	8:13	2:59	102-115-136-158-162-184	85-95-111-124-126-138



Race 6 - Boys Section F - 2 Mile

10/24/2021 - 3:30 pm

Team Results

Place	Team	Score	Team Time	Runner Avg	Avg Mile	5 Man Gap	Finish Order	Scoring Order
DNP	 Eaton		1:02:32	15:38	7:49		19-107-125-175	4 Runners
DNP	 Alexander		43:36	14:32	7:16		86-96-100	3 Runners
DNP	 Mar. Highland		24:22	12:11	6:06		3-27	2 Runners
DNP	 West Muskingum		16:35	16:35	8:18		141	1 Runner
DNP	 Amanda-Clearcreek		17:32	17:32	8:46		160	1 Runner



Race 6 - Boys Section F - 2 Mile

10/24/2021 - 3:30 pm

Individual Results

Place	Name	Grade	Team	Time	Points
1	Jayden Beverly	8	Unioto	11:18.9	1
2	Latrell Hughes	8	Lexington	11:39.4	2
3	Cael Gilmore	8	Mar. Highland	11:41.4	
4	Nate Ebner	8	Granville	11:48.4	3
5	Brevin Loudon	8	West Liberty-Salem	11:53.2	4
6	Chase Levey	8	Lynd. Hawken	11:55.1	5
7	Gavin Forbes	8	Cloverleaf	11:55.1	6
8	Gideon Tennant	8	Unioto	11:57.8	7
9	Jeronimo Vigil	8	Lynd. Hawken	12:01.8	8
10	Grady Johnson	8	Granville	12:01.8	9
11	Will Ebner	8	Granville	12:05.1	10
12	Lincoln Rice	8	Lexington	12:11.5	11
13	Jansyn Smith	7	Bid. River Valley	12:13.7	12
14	Hayden Quinif	8	Utica	12:14.4	13
15	Jaxon Zickafoose	8	Unioto	12:14.7	14
16	Callum Sproul	8	Granville	12:20.8	15
17	Ryan Howland	8	Hillsboro	12:25.6	16
18	Andrew Bebout	7	Utica	12:27.3	17
19	Jack Richardson	8	Eaton	12:27.3	
20	Grant Priestnal	8	Granville	12:30.1	18
21	Levi Hunter	8	Lexington	12:31.9	19
22	Braden Bennett	8	Bid. River Valley	12:34.1	20
23	Aaron Huntzinger	8	Lan. Rushville	12:35.3	21
24	Caleb Larson	8	West Liberty-Salem	12:36.9	22
25	Cooper Murphy	8	San. Briar	12:38.4	23
26	Chase Miller	8	Lan. Rushville	12:39.3	24
27	Matthew Miller	8	Mar. Highland	12:39.9	
28	Dylan King	8	West Liberty-Salem	12:40.8	25
29	Tyler Wooten	8	Bid. River Valley	12:43.0	26
30	Drew Hooper	8	Lexington	12:46.4	27
31	Connor Myers	8	Lan. Rushville	12:46.5	28
32	Ben Breiding	8	Tallmadge	12:46.8	29
33	Gage Devaney	8	Lexington	12:47.1	30
34	Zavier Wallace	7	Unioto	12:47.2	31
35	Santiago Quijano	8	Granville	12:48.6	32
36	Ethan Gibson	8	Granville	12:49.0	33
37	Joel Smelcer	7	San. Briar	12:49.2	34
38	Ethan Purtee	7	Unioto	12:50.3	35

Place	Name	Grade	Team	Time	Points
39	Christopher Rodriguez	8	Bloom-Carroll	12:50.3	36
40	Taryn Bradley	8	West Liberty-Salem	12:53.2	37
41	Jaden Hines	8	Unioto	12:53.7	38
42	Wyatt Longaberger	8	West Liberty-Salem	12:56.6	39
43	London Nolan	8	Granville	12:56.7	
44	Cameron Sarnes	8	Utica	13:06.2	40
45	Landyn Duty	8	Bid. River Valley	13:08.5	41
46	Sebastian Rodgers	8	Granville	13:08.6	
47	Jake Lauck	8	West Liberty-Salem	13:10.0	42
48	Owen Lacy	8	Orrville	13:10.9	43
49	Jacob Seaman	8	Hillsboro	13:13.6	44
50	Holden Quinif	7	Utica	13:14.4	45
51	Micah Gurley	8	Tallmadge	13:15.8	46
52	Jesse Halfhill	8	Lexington	13:21.5	47
53	Charlie Lorson	8	Orrville	13:23.6	48
54	Charlie Sponseller	8	Liberty Union	13:26.1	49
55	Zach Meyer	7	North Union	13:26.2	50
56	Griffin Dunbar	7	Granville	13:26.5	
57	Max Leavitt	8	North Union	13:26.9	51
58	Emory Fedor	8	Keystone	13:27.5	52
59	Craig Stroud	8	Keystone	13:32.1	53
60	David Haynes	8	Bexley	13:32.9	54
61	Rocco Scalabrino	7	Claymont	13:33.1	55
62	Connor Runkle	7	Lan. Rushville	13:36.7	56
63	Caleb Caplinger	8	Unioto	13:38.2	57
64	Cooper Swope	8	Hillsboro	13:38.2	58
65	Nolan Cheney	8	Granville	13:40.7	
66	Reed Kilgore	7	Cloverleaf	13:41.7	59
67	Judah Zickafoose	8	Unioto	13:41.9	
68	Eli Barr	8	Lexington	13:43.2	60
69	Dante DeAtley Ellyson	8	Bexley	13:43.5	61
70	Jace Zickafoose	8	Unioto	13:44.2	
71	Roy Herbold	8	Keystone	13:47.2	62
72	Miles Pertee	8	Orrville	13:47.7	63
73	Micah Strawser	7	Liberty Union	13:49.0	64
74	Luke Helon	7	Bexley	13:51.3	65
75	Mario Case	8	Tallmadge	13:51.5	66
76	Alex Castillo	8	Unioto	13:54.8	



Race 6 - Boys Section F - 2 Mile

10/24/2021 - 3:30 pm

Individual Results

Place	Name	Grade	Team	Time	Points
77	Joshua Naess	7	Bloom-Carroll	13:55.1	67
78	Anden Alexander	7	Batavia	13:55.3	68
79	William McCreery	7	Liberty Union	13:56.2	69
80	Brighten Boerner	7	Lexington	13:57.0	
81	Finn Devaney	7	Lexington	13:57.8	
82	Jacob Peacock	8	Bexley	13:59.6	70
83	Wilson Kelley	7	Bexley	14:00.9	71
84	Kaleb Wendland	7	Tallmadge	14:06.0	72
85	Colton Stenger	7	San. Briar	14:08.0	73
86	Jasper Roush	7	Alexander	14:08.4	
87	Mason Green	8	Tallmadge	14:08.5	74
88	Collin Iker	8	Batavia	14:13.8	75
89	Ian Bragg	8	Bid. River Valley	14:18.2	76
90	Carter Sizemore	7	Lexington	14:18.5	
91	John Faltay	7	Keystone	14:21.7	77
92	Noah Mion	7	Cloverleaf	14:22.2	78
93	Alec Mentzer	8	Lexington	14:24.9	
94	Dalton Shick	7	Bloom-Carroll	14:27.0	79
95	Aaron Huber	8	Liberty Union	14:34.1	80
96	Cayde Esselburn	7	Alexander	14:35.6	
97	Jason Seipel	7	Bloom-Carroll	14:45.9	81
98	Antonio Ortega	7	Cloverleaf	14:47.7	82
99	Aron Brindley	8	Claymont	14:48.0	83
100	Gabe Felts	7	Alexander	14:51.6	
101	Kaden Bache	7	Claymont	14:52.6	84
102	Kyler Trent	8	Upper Sandusky	14:57.1	85
103	Thomas Richmond	7	Batavia	14:57.8	86
104	Kellen Wayt	8	Orrville	15:00.5	87
105	Will Hooper	7	Lexington	15:04.2	
106	Felix Plouck	7	North Union	15:04.7	88
107	Michael Fomin	7	Eaton	15:04.9	
108	Mason Clapp	7	Cloverleaf	15:05.8	89
109	Bryce Jones	8	Liberty Union	15:06.3	90
110	Austin Brown	8	Bloom-Carroll	15:07.5	91
111	Carter Hall	7	Cloverleaf	15:15.0	92
112	Ethan Tansey	8	Keystone	15:16.7	93
113	Liam Lynch	7	Unioto	15:17.2	
114	Dylan Rostofer	7	Utica	15:19.3	94
115	Sean Robertson	8	Upper Sandusky	15:23.1	95

Place	Name	Grade	Team	Time	Points
116	Devin Reyna	8	San. Briar	15:24.1	96
117	Rey Dante	8	San. Briar	15:25.7	97
118	August Brown	7	Bexley	15:25.9	98
119	Hunter Maddux	8	Liberty Union	15:28.7	99
120	Harrison McCutcheon	8	Bexley	15:29.4	100
121	Collin Hendershot	8	Liberty Union	15:31.1	101
122	Steven Ison	7	Hillsboro	15:36.1	102
123	Colt Jurovcik	8	Tallmadge	15:37.2	103
124	Javan Greene	7	Bloom-Carroll	15:38.3	104
125	Zachary Laycox	7	Eaton	15:40.0	
126	Caleb Carter	8	Orrville	15:41.9	105
127	Kyle Kane	8	Cloverleaf	15:47.6	106
128	Thomas Huth	7	Tallmadge	15:48.1	107
129	Andrew Daron	8	Bloom-Carroll	15:48.3	108
130	Logan Lovely	7	Unioto	16:05.4	
131	Anthony Barnecut	7	Lan. Rushville	16:05.4	109
132	Max Carignan	7	Bexley	16:07.0	
133	Matthew Conkle	8	Bid. River Valley	16:11.1	110
134	Oliver Bohner	8	Cloverleaf	16:13.4	
135	Tristan Sublett	8	Cloverleaf	16:14.9	
136	Christian Miller	7	Upper Sandusky	16:19.0	111
137	Brody Dempsey	8	Keystone	16:19.8	112
138	Ian Krouse	7	Lynd. Hawken	16:20.0	113
139	Drew Chadwell	7	North Union	16:22.0	114
140	Andrew Mares	8	Bid. River Valley	16:30.0	115
141	Logan Elson	7	West Muskingum	16:34.7	
142	Jack Hoover	7	North Union	16:36.9	116
143	Silas Kohler	7	Liberty Union	16:38.3	
144	Ian Bixler	7	Bexley	16:38.9	
145	Grady Johnson	8	Bloom-Carroll	16:43.3	
146	Owen Brownson	7	Cloverleaf	16:43.3	
147	David Robinson	7	Bloom-Carroll	16:45.6	
148	Max Victoroff	7	Lynd. Hawken	16:47.6	117
149	Quincy Brown	7	Lynd. Hawken	16:47.6	118
150	Reece Chaney	7	Liberty Union	17:00.7	
151	Caz McCleese	8	Liberty Union	17:01.6	
152	Dylan Bender	8	Hillsboro	17:02.5	119
153	Kyle Schaefer	7	San. Briar	17:05.4	120
154	Logan Lowery	7	Keystone	17:21.2	121



Race 6 - Boys Section F - 2 Mile

10/24/2021 - 3:30 pm

Individual Results

Place	Name	Grade	Team	Time	Points
155	William Gonzalez	7	Liberty Union	17:21.4	
156	Philip Ardrey	7	North Union	17:22.0	122
157	Jack Neely	7	Lynd. Hawken	17:29.0	123
158	Colton Penwell	7	Upper Sandusky	17:30.6	124
159	Gabriel Greenwood	7	Bexley	17:30.9	
160	Coleman Kochenderfer	8	Amanda-Clearcreek	17:31.9	
161	Xander Beam	8	Batavia	17:44.2	125
162	Cohen Thiel	7	Upper Sandusky	17:55.2	126
163	William Worley	8	Utica	18:03.7	127
164	Maison Shaffer	7	San. Briar	18:10.1	128
165	Landon Condo	7	Batavia	18:11.6	129
166	Asher Kopans	8	Bexley	18:17.5	
167	Jakob Miller	8	Utica	18:27.0	130
168	David Tartal	8	Bexley	18:32.7	
169	Zakarias Shishehbor	7	Lynd. Hawken	18:35.3	131
170	Mark Tartal	8	Bexley	18:53.1	
171	Asher Crilly	7	Bexley	18:57.9	
172	David Douglas	8	Bexley	19:01.4	
173	Casey Boyer	7	West Liberty-Salem	19:04.7	132
174	William Kay	7	Bexley	19:16.5	
175	Carson Alexander	8	Eaton	19:19.3	
176	Micah Mount	7	Liberty Union	19:19.4	
177	Diesel Kinsey	7	Claymont	19:21.0	133
178	Evan Fox	7	Bexley	19:31.3	
179	Waylen Peterson	7	Claymont	19:34.8	134
180	Braxton Jenkins	7	Hillsboro	19:42.7	135
181	Cory Schommer	7	Hillsboro	19:43.9	136
182	Nathan McCaul	7	North Union	20:48.2	137
183	Brody Cummins	8	Bexley	21:03.5	
184	Max Schoenberger	7	Upper Sandusky	21:12.1	138
185	Elliot Luckshaw	7	Bexley	22:22.4	

