
























**Race 6 - Div 1 Boys - 5K**  
**10/30/2021 - 4:00 pm**  
**Team Results**























Place	Team	Score	Team Time	Runner Avg	Avg Mile	5 Man Gap	Finish Order	Scoring Order
1	 Louisville	125	Q 1:27:30	17:30	5:38	1:35	2-6-16-59-67-151-153	2-5-15-48-55-129-131
2	 St. Edward	150	Q 1:28:03	17:37	5:41	1:26	5-30-32-36-80-88-109	4-25-27-30-64-71-88
3	 Mas. Jackson	162	Q 1:28:54	17:47	5:44	0:49	13-40-44-46-54-90	12-33-36-38-43-73
4	 Mass. Perry	172	Q 1:28:54	17:47	5:44	1:21	9-20-39-51-89-182-186	8-19-32-41-72-160-164
5	 Medina	180	Q 1:29:13	17:51	5:45	1:11	10-38-42-56-76-77-113	9-31-34-45-61-62-92
6	 St. Ignatius	197	Q 1:29:07	17:50	5:45	1:07	23-27-33-69-86-96-145	21-23-28-56-69-78-123
7	 Mentor	197	Q 1:29:39	17:56	5:47	0:51	25-43-47-60-63-142-170	22-35-39-49-52-120-148
8	 GlenOak	201	Q 1:28:49	17:46	5:44	2:05	1-18-45-83-98-118-129	1-17-37-66-80-97-108
9	 Aurora	261	1:30:44	18:09	5:51	1:09	29-58-66-72-95-156-188	24-47-54-59-77-134-166
10	 Solon	319	1:31:42	18:21	5:55	1:23	35-55-65-111-124-144-173	29-44-53-90-103-122-151
11	 Hoover	329	1:31:33	18:19	5:54	2:05	4-81-84-100-134-163-178	3-65-67-82-112-141-156
12	 Rocky River	331	1:32:10	18:26	5:56	0:54	48-57-71-110-119-126-143	40-46-58-89-98-105-121
13	 Brunswick	331	1:31:18	18:16	5:53	2:07	8-17-91-130-147-172-181	7-16-74-109-125-150-159
14	 Canfield	344	1:31:34	18:19	5:54	2:26	7-14-103-122-162-180-184	6-13-84-101-140-158-162
15	 Strongsville	356	1:32:05	18:25	5:56	1:30	31-85-92-99-127-154-168	26-68-75-81-106-132-146
16	 Chardon	358	1:32:09	18:26	5:56	1:35	19-70-102-117-125-132-183	18-57-83-96-104-110-161
17	 Green	363	1:31:47	18:22	5:55	1:58	11-12-133-135-140-157-167	10-11-111-113-118-135-145
18	 Med Highland	390	1:32:13	18:27	5:57	1:59	15-22-123-148-150-171-177	14-20-102-126-128-149-155
19	 Paine. Riverside	451	1:33:55	18:47	6:03	1:19	52-87-106-146-152-164-187	42-70-85-124-130-142-165
20	 Nardonía	451	1:33:57	18:48	6:03	1:21	62-79-112-128-161-169	51-63-91-107-139-147
21	 Revere	490	1:34:48	18:58	6:07	1:49	61-74-116-155-174-175-176	50-60-95-133-152-153-154



# Race 6 - Div 1 Boys - 5K

10/30/2021 - 4:00 pm

## Team Results

Place	Team	Score	Team Time	Runner Avg	Avg Mile	5 Man Gap	Finish Order	Scoring Order
22	 Kenston	520	1:34:51	18:59	6:07	0:35	97-114-137-138-139-149-159	79-93-115-116-117-127-137
23	 University School	521	1:34:55	18:59	6:07	0:58	93-115-120-136-160-166-179	76-94-99-114-138-144-157
24	 Westlake	528	1:35:04	19:01	6:08	0:41	107-108-121-141-158-165-185	86-87-100-119-136-143-163
DNP	 Steele		35:20	17:40	5:42		34-41	2 Runners
DNP	 Walsh Jesuit		35:26	17:43	5:43		3-104	2 Runners
DNP	 Avon Lake		35:40	17:50	5:45		21-68	2 Runners
DNP	 No. Royalton		17:23	17:23	5:36		24	1 Runner
DNP	 Copley		17:25	17:25	5:37		26	1 Runner
DNP	 Boardman		17:26	17:26	5:37		28	1 Runner
DNP	 Cle. Heights		17:42	17:42	5:42		37	1 Runner
DNP	 Shaker Hts.		18:01	18:01	5:48		49	1 Runner
DNP	 Twinsburg		18:04	18:04	5:49		50	1 Runner
DNP	 Wooster		18:05	18:05	5:49		53	1 Runner
DNP	 Geneva		18:14	18:14	5:53		64	1 Runner
DNP	 Stow-Munroe Falls		18:21	18:21	5:55		73	1 Runner
DNP	 Hoban		18:22	18:22	5:55		75	1 Runner
DNP	 Uniont. Lake		18:24	18:24	5:56		78	1 Runner
DNP	 Cuy. Falls		18:27	18:27	5:57		82	1 Runner
DNP	 No. Ridgeville		18:35	18:35	5:59		94	1 Runner
DNP	 Berea-Midpark		18:38	18:38	6:00		101	1 Runner
DNP	 Lakewood		18:43	18:43	6:02		105	1 Runner
DNP	 Rhodes		19:00	19:00	6:07		131	1 Runner



# Race 6 - Div 1 Boys - 5K

10/30/2021 - 4:00 pm

## Individual Results

Place	Name	Grade	Team	Time	Points		Place	Name	Grade	Team	Time	Points	
1	Thomas Rice	11	GlenOak	16:31.3	1	T	40	Cael Ball	10	Mas. Jackson	17:46.2	33	T
2	Colby Adams	12	Louisville	16:41.6	2	T	41	Luke Bowsby	10	Steele	17:46.6		
3	Luke Ondracek	12	Walsh Jesuit	16:43.7		I	42	Andrew Bugner	10	Medina	17:47.3	34	T
4	Blaze Fichter	12	Hoover	16:58.6	3	I	43	Michael Petrovic	11	Mentor	17:51.1	35	T
5	Evan Bork	12	St. Edward	17:00.1	4	T	44	Zach McClain	12	Mas. Jackson	17:52.0	36	T
6	Owen Pukys	12	Louisville	17:03.0	5	T	45	Corder Houk	12	GlenOak	17:53.6	37	T
7	Nick Plant	12	Canfield	17:08.4	6	I	46	William Prato	10	Mas. Jackson	17:53.9	38	T
8	Evan Jarold	12	Brunswick	17:09.6	7	I	47	Billy Dennison	9	Mentor	17:59.1	39	T
9	Kyle Woods	12	Mass. Perry	17:10.9	8	T	48	Greg Ganor	11	Rocky River	18:00.3	40	
10	Zach Bugner	11	Medina	17:12.1	9	T	49	Angelo Parrino	11	Shaker Hts.	18:00.8		
11	Theo Papas	11	Green	17:14.0	10	I	50	Aiden Cain	12	Twinsburg	18:03.1		
12	Spiro Papas	11	Green	17:14.8	11	I	51	Cooper Reed	11	Mass. Perry	18:03.2	41	T
13	Elliot Zukcett	10	Mas. Jackson	17:16.2	12	T	52	Bryce Weber	12	Paine. Riverside	18:03.7	42	
14	Blake Baker	10	Canfield	17:16.8	13	I	53	Ethan Keating	11	Wooster	18:04.2		
15	Elijah Hadler	11	Med Highland	17:19.1	14	I	54	Eli Ilg	9	Mas. Jackson	18:05.1	43	T
16	Bobby Ganser	12	Louisville	17:20.1	15	T	55	James Howell	11	Solon	18:05.6	44	
17	Alex Keller	12	Brunswick	17:20.4	16	I	56	Jake Sebaugh	10	Medina	18:05.8	45	T
18	Tesfaye Young	11	GlenOak	17:21.1	17	T	57	Luke Dorenkott	11	Rocky River	18:06.7	46	
19	Luke Danison	12	Chardon	17:21.8	18	I	58	Matthew Singleton	12	Aurora	18:07.2	47	
20	Connor Reed	10	Mass. Perry	17:22.1	19	T	59	Stephen Ulrich	12	Louisville	18:08.8	48	T
21	Matt Henry	12	Avon Lake	17:22.1		I	60	Timmy Hordinski	11	Mentor	18:10.9	49	T
22	Logan Warner	11	Med Highland	17:22.2	20	I	61	David Anand	11	Revere	18:10.9	50	
23	Sean Uhran	12	St. Ignatius	17:22.2	21	T	62	Chris Turner	11	Nordonia	18:11.1	51	
24	Austin Kling	12	No. Royalton	17:22.8		I	63	Matthew Biddell	10	Mentor	18:14.0	52	T
25	Joshua Risko	12	Mentor	17:23.3	22	T	64	Alex Kolhoff	9	Geneva	18:14.0		
26	Dylan Wood	10	Copley	17:24.5		I	65	Charles Kasper	11	Solon	18:14.7	53	
27	Danny Becker	12	St. Ignatius	17:25.4	23	T	66	Robert Will	10	Aurora	18:15.8	54	
28	Brock Farris	10	Boardman	17:25.6		I	67	Sam Chlebeck	12	Louisville	18:16.5	55	T
29	Andrew Ploskunak	12	Aurora	17:26.0	24	I	68	Adam Dixon	12	Avon Lake	18:17.7		
30	Luka Bork	10	St. Edward	17:26.8	25	T	69	Alexander Paliga	12	St. Ignatius	18:17.7	56	T
31	John Yarwood	12	Strongsville	17:28.7	26	I	70	Colin Snider	11	Chardon	18:18.1	57	
32	Max Hoelker	12	St. Edward	17:29.0	27	T	71	Grant Preto	10	Rocky River	18:18.9	58	
33	Matt Kelly	12	St. Ignatius	17:32.8	28	T	72	Zachary Ploskunak	9	Aurora	18:20.3	59	
34	Ty Perez	10	Steele	17:32.8			73	Micah Bentley	11	Stow-Munroe Falls	18:20.9		
35	Ryan Goldfeder	12	Solon	17:34.1	29		74	Akshay Elango	11	Revere	18:20.9	60	
36	Thomas Hoffman	12	St. Edward	17:41.3	30	T	75	Steve Reiter	12	Hoban	18:21.4		
37	Braedan Gallagher	12	Cle. Heights	17:41.8			76	Kyle Gordon	12	Medina	18:22.5	61	T
38	Santino Ramos	11	Medina	17:45.1	31	T	77	Andrew Piehler	11	Medina	18:22.8	62	T
39	Alex Hill	11	Mass. Perry	17:46.1	32	T	78	Ian Clevinger	12	Uniont. Lake	18:23.9		



# Race 6 - Div 1 Boys - 5K

10/30/2021 - 4:00 pm

## Individual Results

Place	Name	Grade	Team	Time	Points
79	Kaden Seredick	9	Nordonia	18:24.9	63
80	Adam Mocho	12	St. Edward	18:25.5	64 T
81	Jacob Craig	10	Hoover	18:26.5	65
82	Koby Dunford	12	Cuy. Falls	18:26.7	
83	Matthew Tschantz	12	GlenOak	18:26.7	66 T
84	Zavier Medina	9	Hoover	18:27.5	67
85	Jacob Lloyd	12	Strongsville	18:27.9	68
86	Sean Freddy Becker	12	St. Ignatius	18:28.3	69 T
87	John Young	10	Paine. Riverside	18:28.8	70
88	Phillip Coury	11	St. Edward	18:30.8	71 T
89	Logan Reese	10	Mass. Perry	18:31.0	72 T
90	Carson Reed	12	Mas. Jackson	18:31.3	73 T
91	Rami Hasan	10	Brunswick	18:31.5	74
92	Jordan Nutaitis	11	Strongsville	18:32.4	75
93	Quinn MacPhail	9	University School	18:33.1	76
94	Matthew Bowman	12	No. Ridgeville	18:34.1	
95	Thomas Ploskunak	10	Aurora	18:34.6	77
96	Ronan Donnelly	9	St. Ignatius	18:34.8	78 T
97	Kyle McMahan	10	Kenston	18:36.0	79
98	Brody Fravel	12	GlenOak	18:36.3	80 T
99	Anthony Spronz	10	Strongsville	18:36.8	81
100	Noah Johnson	11	Hoover	18:37.3	82
101	Thomas Coble	12	Berea-Midpark	18:37.8	
102	Karl Dietz	10	Chardon	18:38.5	83
103	Cameron Burnett	11	Canfield	18:39.2	84
104	Luke Lenz	12	Walsh Jesuit	18:41.5	
105	Charlie Payne	10	Lakewood	18:42.4	
106	Scott Cavell	12	Paine. Riverside	18:43.2	85
107	Tyler Schmitz	11	Westlake	18:43.8	86
108	Charlie Hennessey	10	Westlake	18:48.9	87
109	Ian Harrington	12	St. Edward	18:49.9	88 T
110	Henry Lange	9	Rocky River	18:50.1	89
111	Josh Jiang	10	Solon	18:50.2	90
112	Jacob Colbert	12	Nordonia	18:50.4	91
113	Ben Colonius	12	Medina	18:51.2	92 T
114	Robert Phillips	11	Kenston	18:51.2	93
115	Nate Miller	12	University School	18:51.4	94
116	Andy Long	10	Revere	18:53.0	95
117	Jacob Nieset	9	Chardon	18:53.4	96

Place	Name	Grade	Team	Time	Points
118	Jacob Harms	11	GlenOak	18:53.8	97 T
119	Isaac Linville	11	Rocky River	18:54.0	98
120	Ryan Streem	11	University School	18:54.2	99
121	Jeremy Snyder	9	Westlake	18:55.0	100
122	Jake Yurchison	12	Canfield	18:55.2	101
123	Ty Sgambati	9	Med Highland	18:56.3	102
124	Dennis Zhitenev	12	Solon	18:56.5	103
125	Thomas Nelson	10	Chardon	18:56.8	104
126	Majid Abuaun	11	Rocky River	18:58.4	105
127	Matthew Schwass	11	Strongsville	18:58.5	106
128	Andy Cundra	10	Nordonia	18:58.5	107
129	Ian Kimbrough	10	GlenOak	18:59.3	108 T
130	Santino Diligente	9	Brunswick	19:00.0	109
131	Philip Kay	12	Rhodes	19:00.0	
132	Makoto Gumpf	10	Chardon	19:01.5	110
133	Edgar San Jose	10	Green	19:02.6	111
134	John Hollon	12	Hoover	19:03.1	112
135	Ben Pine	11	Green	19:04.0	113
136	Cameron Bizjak	11	University School	19:05.0	114
137	Guy DiFini	11	Kenston	19:05.9	115
138	William Lauer	12	Kenston	19:07.4	116
139	Martin Weber	10	Kenston	19:10.5	117
140	Josh Henry	11	Green	19:11.2	118
141	K.J. Mueller	12	Westlake	19:11.6	119
142	Becan Hahn	11	Mentor	19:11.8	120 T
143	Ruairi Zuercher	10	Rocky River	19:11.9	121
144	Colin Wong	12	Solon	19:12.3	122
145	Christian Wolke	12	St. Ignatius	19:15.5	123 T
146	Taman Chokshi	9	Paine. Riverside	19:16.0	124
147	Josh Watkins	10	Brunswick	19:16.5	125
148	Zach Paulus	11	Med Highland	19:16.7	126
149	Braden Hunt	12	Kenston	19:16.8	127
150	Ayden Boucher	11	Med Highland	19:18.0	128
151	Calvin Kiko	12	Louisville	19:20.3	129 T
152	Noah Blore	12	Paine. Riverside	19:22.5	130
153	Grant Brown	10	Louisville	19:22.6	131 T
154	Rhami Istanbouli	9	Strongsville	19:22.7	132
155	Anthony DeRubeis	9	Revere	19:23.8	133
156	Porter Aardema	11	Aurora	19:24.0	134



# Race 6 - Div 1 Boys - 5K

10/30/2021 - 4:00 pm

## Individual Results

Place	Name	Grade	Team	Time	Points
157	Michael Elsass	9	Green	19:24.5	135
158	J.P. Mogyordy	12	Westlake	19:24.5	136
159	Christian Lioudis	10	Kenston	19:28.6	137
160	Evon Gocan	11	University School	19:30.9	138
161	Eddie Orzel	12	Nordonia	19:31.9	139
162	Jason Hammar	10	Canfield	19:33.7	140
163	Gabriel McHolm	10	Hoover	19:35.1	141
164	Mikey Arnone	11	Paine. Riverside	19:36.7	142
165	Owen Hall	11	Westlake	19:38.3	143
166	Chase Greppin	10	University School	19:40.1	144
167	Jordan Reinhardt	11	Green	19:42.3	145
168	Jeremy DeLoof	12	Strongsville	19:42.5	146
169	Tre Jackson	11	Nordonia	19:43.3	147
170	Connor Rus	12	Mentor	19:43.8	148 T
171	Gavin Mullen	11	Med Highland	19:50.0	149
172	Colten Tackett	12	Brunswick	19:53.2	150
173	Adam Yousef	12	Solon	19:56.1	151
174	Damon Furukawa	12	Revere	19:59.4	152
175	Nolan Luther	9	Revere	20:05.6	153
176	Philip Liu	11	Revere	20:07.5	154
177	Daylen Madison	12	Med Highland	20:09.8	155
178	Daniel Holihan	9	Hoover	20:10.2	156
179	Alex Temnorod	11	University School	20:10.9	157
180	Ryan Bennett	12	Canfield	20:15.2	158
181	Adam Hyde	12	Brunswick	20:18.7	159
182	Owen Tanzilli	12	Mass. Perry	20:23.4	160 T
183	Nathan Eads	11	Chardon	20:33.1	161
184	Ronald Sinkovich	12	Canfield	20:41.1	162
185	Joey Del Priore	11	Westlake	20:41.9	163
186	Austin Hammock	11	Mass. Perry	20:42.7	164 T
187	Ian Parsons	12	Paine. Riverside	20:48.0	165
188	Kyle Lancaster	9	Aurora	21:07.7	166

