
























Race 1 - Div 3 Girls - 5K
10/30/2021 - 9:00 am
Team Results







Place	Team	Score	Team Time	Runner Avg	Avg Mile	5 Man Gap	Finish Order	Scoring Order
1	 Gilmour Academy	76	Q 1:47:47	21:34	6:57	1:53	5-8-15-27-30-38-57	5-7-13-24-27-34-47
2	 Waynedale	107	Q 1:50:02	22:01	7:05	1:47	9-10-26-35-42-45-98	8-9-23-31-36-38-83
3	 Mineral Ridge	115	Q 1:50:53	22:11	7:09	1:39	13-20-22-32-46-53-88	11-17-19-29-39-43-73
4	 McDonald	149	Q 1:51:55	22:23	7:13	4:10	3-21-33-52-71-78-89	3-18-30-42-56-63-74
5	 Maplewood	150	1:51:33	22:19	7:11	4:35	1-19-29-65-67-75-100	1-16-26-53-54-60-85
6	 Mogadore	150	1:52:02	22:25	7:13	3:26	6-14-31-60-68-81-96	6-12-28-49-55-66-81
7	 Dalton	179	1:54:28	22:54	7:23	1:42	18-40-47-49-59-73-76	15-35-40-41-48-58-61
8	 Rootstown	197	1:55:20	23:04	7:26	1:03	36-37-43-55-61-62-91	32-33-37-45-50-51-76
9	 Rittman	226	1:57:30	23:30	7:34	7:14	2-11-72-85-102-104	2-10-57-70-87-89
10	 Loudonville	240	1:58:56	23:48	7:40	3:36	16-25-79-83-87-108	14-22-64-68-72-93
11	 East Palestine	281	2:02:19	24:28	7:53	4:53	23-28-86-92-103-106-109	20-25-71-77-88-91-94
12	 South Range	282	2:01:51	24:23	7:51	3:25	24-74-77-80-90-107	21-59-62-65-75-92
13	 Columbia	287	2:01:15	24:15	7:49	6:11	4-63-84-95-97-101	4-52-69-80-82-86
14	 Kirtland	314	2:03:08	24:38	7:56	2:31	54-56-82-93-94-99-105	44-46-67-78-79-84-90
DNP	 Independence		46:39	23:20	7:31		34-69	2 Runners
DNP	 Lowellville		20:40	20:40	6:39		7	1 Runner
DNP	 Andrews Osborne Acad.		21:17	21:17	6:51		12	1 Runner
DNP	 Canton C.C.		21:55	21:55	7:04		17	1 Runner
DNP	 Pymatuning Valley		22:46	22:46	7:20		39	1 Runner
DNP	 B.C. Western Reserve		22:55	22:55	7:23		41	1 Runner
DNP	 Black River		22:56	22:56	7:23		44	1 Runner



Race 1 - Div 3 Girls - 5K

10/30/2021 - 9:00 am

Team Results

Place	Team	Score	Team Time	Runner Avg	Avg Mile	5 Man Gap	Finish Order	Scoring Order
DNP	 East Canton		23:03	23:03	7:25		48	1 Runner
DNP	Lake Ridge Academy		23:09	23:09	7:28		50	1 Runner
DNP	 Cardinal		23:11	23:11	7:28		51	1 Runner
DNP	 Ursuline		23:37	23:37	7:36		58	1 Runner
DNP	 Smithville		23:52	23:52	7:41		64	1 Runner
DNP	 Heartland Christian		23:55	23:55	7:42		66	1 Runner
DNP	 United		24:04	24:04	7:45		70	1 Runner



Race 1 - Div 3 Girls - 5K

10/30/2021 - 9:00 am

Individual Results

Place	Name	Grade	Team	Time	Points	
1	Caleigh Richards	10	Maplewood	19:20.9	1	I
2	Pyper Gibson	11	Rittman	19:42.7	2	I
3	Megan Hipple	11	McDonald	19:59.0	3	T
4	Madeleine Finton	12	Columbia	20:09.6	4	I
5	Clare Valenza	11	Gilmour Academy	20:32.8	5	T
6	Katie Lane	10	Mogadore	20:35.1	6	I
7	Sophia Yon	10	Lowellville	20:39.6		I
8	Amy Weybrecht	10	Gilmour Academy	21:02.1	7	T
9	Kylee Gray	12	Waynedale	21:08.7	8	T
10	Clara Sundberg	10	Waynedale	21:09.5	9	T
11	Merrick Gibson	9	Rittman	21:16.6	10	I
12	Tai Roberts	12	Andrews Osborne Acad.	21:16.8		I
13	Moriah-Ruth Toth	12	Mineral Ridge	21:20.3	11	T
14	Rachel Whetstone	11	Mogadore	21:20.3	12	I
15	Mary Lombardo	12	Gilmour Academy	21:30.2	13	T
16	Catlyn Kauffman	12	Loudonville	21:43.8	14	I
17	Allison Ries	10	Canton C.C.	21:54.7		
18	Janae Hostetler	10	Dalton	21:57.4	15	
19	Marissa Ventura	12	Maplewood	22:00.2	16	
20	Riley Cowles	12	Mineral Ridge	22:01.0	17	T
21	Lillian Cappuzzello	10	McDonald	22:02.9	18	T
22	Grace Miller	12	Mineral Ridge	22:03.6	19	T
23	Hannah Cunningham	11	East Palestine	22:06.2	20	
24	Abigail Baun	10	South Range	22:06.8	21	
25	Tess Shultz	9	Loudonville	22:07.5	22	
26	Allison Moore	11	Waynedale	22:09.1	23	T
27	Giovanna Rosko	10	Gilmour Academy	22:16.2	24	T
28	Marissa Giess	12	East Palestine	22:20.2	25	
29	Bailie Starcher	12	Maplewood	22:22.1	26	
30	Mia Polisen	12	Gilmour Academy	22:24.9	27	T
31	Mia Gaetjens	10	Mogadore	22:26.1	28	
32	Lydia-Faith Toth	10	Mineral Ridge	22:28.6	29	T
33	Mariah Bregar	10	McDonald	22:31.3	30	T
34	Alana Nowak	10	Independence	22:35.6		
35	Kylie Nussbaum	12	Waynedale	22:39.6	31	T
36	Katie Plecko	12	Rootstown	22:40.8	32	
37	Marinna Atanmo	12	Rootstown	22:41.4	33	
38	Kaitlin Rulison	11	Gilmour Academy	22:41.8	34	T

Place	Name	Grade	Team	Time	Points	
39	Josey Miller	12	Pymatuning Valley	22:45.1		
40	Emberlynn Nolt	10	Dalton	22:49.3	35	
41	Kaleigh Williams	10	B.C. Western Reserve	22:54.5		
42	Alyce Yoder	12	Waynedale	22:54.9	36	T
43	Lauren Krieger	11	Rootstown	22:54.9	37	
44	Olivia Szmania	9	Black River	22:55.4		
45	Sydney Reber	11	Waynedale	22:57.4	38	T
46	Sylvia Traw	12	Mineral Ridge	22:58.6	39	T
47	Lauren Clos	11	Dalton	22:59.5	40	
48	Audrey Wade	10	East Canton	23:02.4		
49	Molly Soehnen	12	Dalton	23:02.6	41	
50	Maria Gilles	12	Lake Ridge Academy	23:09.0		
51	Lily Ayer	10	Cardinal	23:10.5		
52	Emily Kawecki	9	McDonald	23:13.2	42	T
53	Olivia Jackson	12	Mineral Ridge	23:13.7	43	T
54	Reilly Greenlee	12	Kirtland	23:17.9	44	
55	Taylor Monegan	10	Rootstown	23:19.4	45	
56	Ainsley Borthwick	9	Kirtland	23:21.8	46	
57	Anna Grossner	10	Gilmour Academy	23:29.0	47	T
58	Ariane Flauto	9	Ursuline	23:36.7		
59	Brianna Chenevey	11	Dalton	23:38.5	48	
60	Emma Quillen	9	Mogadore	23:38.8	49	
61	Sydney Munger	11	Rootstown	23:42.9	50	
62	Taylor Coates	12	Rootstown	23:50.4	51	
63	Riley Egli	10	Columbia	23:51.3	52	
64	Ava Wilford	12	Smithville	23:51.9		
65	Abbey Nay	12	Maplewood	23:53.9	53	
66	Lorelai Phillips	10	Heartland Christian	23:54.3		
67	Emily Butler	12	Maplewood	23:55.6	54	
68	Katherine Holler	11	Mogadore	24:00.8	55	
69	Gabby McGreevy	12	Independence	24:02.7		
70	Maddie Young	10	United	24:03.7		
71	Kylie Flere	9	McDonald	24:08.2	56	T
72	Caroline Kennel	11	Rittman	24:26.7	57	
73	Aly Jackson	12	Dalton	24:30.2	58	
74	Tara Wine	11	South Range	24:33.2	59	
75	Ella Nevinski	10	Maplewood	24:42.1	60	
76	Ava Fivecoat	10	Dalton	24:45.8	61	



Race 1 - Div 3 Girls - 5K

10/30/2021 - 9:00 am

Individual Results

Place	Name	Grade	Team	Time	Points	
77	Emma Purton	10	South Range	24:47.3	62	
78	Gracie Callow	9	McDonald	24:49.0	63	T
79	Lainie Vermilya	11	Loudonville	24:49.4	64	
80	Mia Wilson	11	South Range	24:51.3	65	
81	Amber Morris	12	Mogadore	24:53.4	66	
82	Stephanie Drazetic	10	Kirtland	24:54.1	67	
83	Kadee Vranekovic	11	Loudonville	24:55.0	68	
84	Rachel Washburn	10	Columbia	24:57.1	69	
85	Cali Edgar	10	Rittman	25:08.2	70	
86	Jaylene Jackson	10	East Palestine	25:12.3	71	
87	Allison Tournoux	10	Loudonville	25:19.6	72	
88	Abby Miller	9	Mineral Ridge	25:22.6	73	T
89	Riley Matig	12	McDonald	25:26.1	74	T
90	Krista Borton	12	South Range	25:31.8	75	
91	Mallory Butcher	10	Rootstown	25:40.4	76	
92	Jasmine Ludt	10	East Palestine	25:40.8	77	
93	Josie Copeland	11	Kirtland	25:45.4	78	
94	Jessy Jackson	10	Kirtland	25:48.7	79	
95	Hana Bodo	10	Columbia	25:56.2	80	
96	Emma Smith	10	Mogadore	26:16.9	81	
97	Kendyll Cochrane	9	Columbia	26:20.1	82	
98	Karissa Yoder	12	Waynedale	26:21.4	83	T
99	Delaney Kuczkowski	11	Kirtland	26:21.4	84	
100	Abigail Dority	10	Maplewood	26:33.0	85	
101	Piper Webber	10	Columbia	26:36.2	86	
102	Elizabeth Mullins	12	Rittman	26:55.8	87	
103	Brie Rayle	11	East Palestine	26:59.2	88	
104	Isabel Ward	10	Rittman	27:08.5	89	
105	Claire Dumstorff	10	Kirtland	27:19.6	90	
106	Miriam Figley	11	East Palestine	27:26.4	91	
107	Mackenzie Beckett	11	South Range	28:08.4	92	
108	Grace Ringler	10	Loudonville	30:10.9	93	
109	Cady McLaughlin	12	East Palestine	31:38.1	94	

