




















# Finish Timing

## Race 1 - Womens 5K Finish - 5K

10/18/2024 - 4:30 pm

### Team Results




Place	Team	Score	Team Time	Runner Avg	Avg Mile	5 Man Gap	Finish Order	Scoring Order
1	 Wittenberg	65	1:36:16	19:16	6:12	1:37	3-5-11-17-37-50-67	3-5-10-16-31-42-57
2	 Franciscan (Ohio)	66	1:36:28	19:18	6:13	1:25	4-9-10-23-31-34-44	4-8-9-19-26-28-37
3	 Thomas More	141	1:39:45	19:57	6:26	2:12	7-26-33-35-66-90-106	7-22-27-29-56-74-83
4	 Northern Kentucky	149	1:40:35	20:07	6:29	1:13	15-19-40-46-54-78-116	14-17-34-38-46-65-86
5	 Hanover	153	1:40:42	20:09	6:29	2:08	12-14-38-39-77-88-92	11-13-32-33-64-72-76
6	 Berea	176	1:40:31	20:07	6:29	3:24	2-6-27-80-94-125-128	2-6-23-67-78-89-90
7	 Kenyon	179	1:41:43	20:21	6:33	1:09	25-36-43-52-56-68-72	21-30-36-44-48-58-61
8	 Wooster	199	1:42:12	20:27	6:35	1:27	22-24-59-61-71-73-89	18-20-50-51-60-62-73
9	 Transylvania	204	1:42:33	20:31	6:37	1:37	13-47-53-58-69-74-79	12-39-45-49-59-63-66
10	 Muskingum	235	1:43:50	20:46	6:41	1:48	28-41-62-64-86-117-123	24-35-52-54-70-87-88
11	 Heidelberg	307	1:47:16	21:28	6:55	2:41	48-51-65-93-134-141-146	40-43-55-77-92-94-96
12	 Capital	321	1:47:00	21:24	6:54	2:33	16-82-91-103-104-147-162	15-68-75-81-82-97-101
13	 Wilmington (Ohio)	374	1:52:48	22:34	7:16	9:15	1-95-115-177-178-185	1-79-85-104-105-110
14	 Marietta	382	1:52:46	22:34	7:16	3:58	29-87-136-144-150-181-183	25-71-93-95-98-107-108
15	 Anderson (Ind.)	386	1:51:14	22:15	7:10	3:17	55-83-102-129-151-160-164	47-69-80-91-99-100-102
16	University of Dayton Run Club	393	1:57:03	23:25	7:33	7:49	49-63-110-171-190-191	41-53-84-103-112-113
17	 Pikeville	555	2:21:19	28:16	9:06	4:10	180-184-189-195-196-197	106-109-111-114-115-116
DNP	 Earlham		1:32:41	23:11	7:28		107-112-139-166	4 Runners
DNP	 Cuyahoga CC		1:39:49	24:58	8:02		114-156-176-187	4 Runners
DNP	Wilberforce University		2:04:27	31:07	10:01		188-198-199-200	4 Runners
DNP	 Ohio Christian		1:00:25	20:09	6:29		30-32-42	3 Runners



# Race 1 - Womens 5K Finish - 5K

10/18/2024 - 4:30 pm

## Team Results

Place	Team	Score	Team Time	Runner Avg	Avg Mile	5 Man Gap	Finish Order	Scoring Order
DNP	Unattached		1:01:10	20:24	6:34		20-21-99	Non-Scoring
DNP	Wright State Lake Campus		1:07:31	22:31	7:15		8-152-159	3 Runners
DNP	 Mount St. Joseph		1:07:55	22:39	7:18		18-154-155	3 Runners
DNP	 Shawnee State		46:29	23:15	7:29		105-158	2 Runners
DNP	 Bluffton		48:33	24:17	7:49		120-179	2 Runners



# Race 1 - Womens 5K Finish - 5K

10/18/2024 - 4:30 pm

## Individual Results

Place	Name	Grade	Team	Time	Points
1	Faith Duncan	SO	Wilmington (Ohio)	16:42.6	1
2	Madison Stonestreet	JR	Berea	18:32.1	2
3	Emma Hawk	JR	Wittenberg	18:35.8	3
4	Claire Walters	SR	Franciscan (Ohio)	18:38.1	4
5	Megan Keys	SR	Wittenberg	18:38.9	5
6	Muhorakeye Joyeuse	SO	Berea	18:48.3	6
7	Savannah Faught	JR	Thomas More	18:51.0	7
8	Kaylie Dameron	SO	Wright State Lake Campus	18:56.8	
9	Jessica Campbell	SR	Franciscan (Ohio)	19:02.2	8
10	Lauren Dosch	SO	Franciscan (Ohio)	19:06.2	9
11	Mackenzie Kelley	JR	Wittenberg	19:15.7	10
12	Callie Swegman	JR	Hanover	19:17.9	11
13	Kaycee Moore	JR	Transylvania	19:26.4	12
14	Lanie Roberts	FR	Hanover	19:30.1	13
15	Lauren Mang	SO	Northern Kentucky	19:30.9	14
16	Grace Osborn	SR	Capital	19:31.1	15
17	Alex Couch	SO	Wittenberg	19:32.7	16
18	Amanda Zerhusen	FR	Mount St. Joseph	19:33.1	
19	Chloe Boa	SR	Northern Kentucky	19:34.0	17
20	Abigail Halsey	SR	Unattached	19:34.7	
21	Amberleigh Sorensen	SR	Unattached	19:36.5	
22	Reeve Helvoigt	SO	Wooster	19:38.0	18
23	Emily Maag	FR	Franciscan (Ohio)	19:38.3	19
24	Dylan Kretchmar	SR	Wooster	19:39.2	20
25	Olivia Ide	SO	Kenyon	19:39.7	21
26	Joelle Klavon	SO	Thomas More	19:40.3	22
27	Carah Anteck	JR	Berea	19:44.6	23
28	Abigail Derry	JR	Muskingum	19:54.1	24
29	Isabelle Poling	SR	Marietta	19:56.3	25
30	Abigail Kobs	SO	Ohio Christian	20:01.6	
31	Francesca Rivers	FR	Franciscan (Ohio)	20:03.1	26
32	Impreza Rogers	SO	Ohio Christian	20:03.4	
33	Marlee Ross	JR	Thomas More	20:04.6	27
34	Kelly Ward	FR	Franciscan (Ohio)	20:05.8	28
35	Elizabeth Jackson	SO	Thomas More	20:06.2	29
36	Ellianne Retzlaff	SR	Kenyon	20:12.0	30
37	Emily Zmuda	FR	Wittenberg	20:12.8	31
38	Sarah Jones	JR	Hanover	20:13.8	32

Place	Name	Grade	Team	Time	Points
39	Paige Wildman	SO	Hanover	20:14.6	33
40	Abby Slife	FR	Northern Kentucky	20:15.8	34
41	Hannah Metzger	FR	Muskingum	20:18.2	35
42	Lexie Engstrom	JR	Ohio Christian	20:19.7	
43	Lucie Prior	FR	Kenyon	20:23.9	36
44	Madison Gallagher	FR	Franciscan (Ohio)	20:24.4	37
45	Teresa Meli	SO	Franciscan (Ohio)	20:27.6	
46	Emme Greely	FR	Northern Kentucky	20:30.5	38
47	Sophie Richards	JR	Transylvania	20:31.8	39
48	Kenzie Fountain	SR	Heidelberg	20:32.6	40
49	Mollie Karwisch	JR	University of Dayton Run Club	20:32.8	41
50	Abigail Davison	FR	Wittenberg	20:35.7	42
51	Caitlin Schwartz	FR	Heidelberg	20:36.8	43
52	Penny Griffioen	SO	Kenyon	20:38.2	44
53	Emilie Gaudron	SO	Transylvania	20:40.8	45
54	Shelby Bastin	SO	Northern Kentucky	20:43.7	46
55	Lydia Dyer	SR	Anderson (Ind.)	20:44.5	47
56	Eva Shannon	SO	Kenyon	20:48.4	48
57	Anne O'Boyle	JR	Franciscan (Ohio)	20:49.3	
58	Camden Wilson	JR	Transylvania	20:50.2	49
59	Eilidh Horn	FR	Wooster	20:53.5	50
60	Clara Gross	JR	Franciscan (Ohio)	20:55.6	
61	Isabelle Dwyer	SR	Wooster	20:56.6	51
62	Averi Schwendeman	SO	Muskingum	20:56.7	52
63	Natalie Jungers		University of Dayton Run Club	20:57.6	53
64	Rosemary Stephens	JR	Muskingum	20:58.0	54
65	Emily Pullano	SO	Heidelberg	20:58.5	55
66	Maggie McSorley	JR	Thomas More	21:02.4	56
67	Riley Colestock	FR	Wittenberg	21:02.5	57
68	Hannah Gross	SO	Kenyon	21:03.2	58
69	Kelsey Weil	FR	Transylvania	21:03.4	59
70	Annie Seida	SO	Franciscan (Ohio)	21:03.9	
71	Jessica Breth	SR	Wooster	21:04.6	60
72	Amelia Sims	SO	Kenyon	21:09.5	61
73	Ignacia Mendez	SR	Wooster	21:14.1	62
74	Ellie Thornsby	JR	Transylvania	21:15.0	63
75	Grace Sheets	FR	Franciscan (Ohio)	21:17.6	
76	Rachel Hurley	SR	Franciscan (Ohio)	21:23.7	



# Race 1 - Womens 5K Finish - 5K

10/18/2024 - 4:30 pm

## Individual Results

Place	Name	Grade	Team	Time	Points
77	Elyse Wilson	JR	Hanover	21:25.2	64
78	Julia Hageman	SO	Northern Kentucky	21:25.8	65
79	Eve Brunell	SR	Transylvania	21:28.6	66
80	Chrystal Cornwell	SO	Berea	21:29.5	67
81	MaryElizabeth Savage	SO	Franciscan (Ohio)	21:31.3	
82	Olivia Ellis	SO	Capital	21:31.3	68
83	Jaycie Sones	JR	Anderson (Ind.)	21:32.2	69
84	Rachel Lahrmer	FR	Wittenberg	21:35.3	
85	Libby Perkins	JR	Transylvania	21:35.7	
86	Caroline Kennel	SO	Muskingum	21:42.1	70
87	Audrey Helmick	FR	Marietta	21:44.7	71
88	Geneva Mathews	JR	Hanover	21:48.6	72
89	Julie Fiori	SR	Wooster	21:49.3	73
90	Mya Bross	JR	Thomas More	21:50.2	74
91	Brenna Todd	SO	Capital	21:52.5	75
92	Izzy Miklozek	FR	Hanover	21:52.8	76
93	Maddy McCall	JR	Heidelberg	21:54.8	77
94	Summer Bahr	SR	Berea	21:55.9	78
95	Hayden Setty	SO	Wilmington (Ohio)	21:56.5	79
96	Maggie Simmons	SO	Transylvania	21:56.5	
97	Isabella Barnett	FR	Franciscan (Ohio)	21:56.6	
98	Adair Dooley	JR	Hanover	21:57.9	
99	Amy Burchett	SO	Unattached	21:58.1	
100	Amy Butorac Gabrovsek	JR	Wooster	21:58.4	
101	Svetlana Daniels	FR	Wittenberg	21:58.7	
102	Madison Merder	FR	Anderson (Ind.)	21:59.3	80
103	Rossi Schaub	SO	Capital	22:01.0	81
104	Elizabeth Mak	SR	Capital	22:03.6	82
105	Natalie Brammer	JR	Shawnee State	22:04.6	
106	Marie Dattilo	SO	Thomas More	22:05.8	83
107	Akiko Tajima	SR	Earlham	22:06.2	
108	MaryGrace Gauntner	FR	Franciscan (Ohio)	22:06.9	
109	Elise Wheeler	SO	Wooster	22:07.4	
110	Helen McCormick		University of Dayton Run Club	22:11.8	84
111	Emma O'Keefe	JR	Franciscan (Ohio)	22:19.0	
112	Lily Schamel	SR	Earlham	22:20.1	
113	Suzannah Anderson	SO	Wooster	22:21.4	

Place	Name	Grade	Team	Time	Points
114	Hannah Cunningham	FR	Cuyahoga CC	22:22.7	
115	Allyson Merriman	FR	Wilmington (Ohio)	22:25.2	85
116	Chloe Johnson	FR	Northern Kentucky	22:26.7	86
117	Sarah Lute	FR	Muskingum	22:27.2	87
118	Destiny Smith	FR	Wittenberg	22:29.5	
119	Dorothy DeWees	FR	Hanover	22:33.0	
120	Basil Gates	SR	Bluffton	22:34.6	
121	Danielle Williams	FR	Wittenberg	22:39.5	
122	Naomi Kaczor	SO	Wooster	22:41.9	
123	Jillian Ayres	JR	Muskingum	22:43.5	88
124	Meredith Brown	FR	Wittenberg	22:50.2	
125	Leslie Estrada	JR	Berea	22:50.6	89
126	Fiona McCaig	SO	Franciscan (Ohio)	22:52.4	
127	Alyssa Heinrichs	JR	Muskingum	22:53.4	
128	Brooke Donley	JR	Berea	22:55.3	90
129	Anna Walpole	FR	Anderson (Ind.)	22:56.6	91
130	Elise Greenwald	SR	Wooster	22:57.5	
131	Eva Bauman	SR	Wooster	22:58.6	
132	Lawson Phillips	SO	Hanover	23:03.8	
133	Ava Reveal	FR	Thomas More	23:06.9	
134	Gretchen Donley	FR	Heidelberg	23:13.1	92
135	Eleanor Grosvenor	SO	Franciscan (Ohio)	23:21.4	
136	Michaela Hieronymus	JR	Marietta	23:26.3	93
137	MaryKate McCusker	JR	Franciscan (Ohio)	23:28.1	
138	Taylor Crawford	SO	Thomas More	23:28.7	
139	Sofie Kurrasch	FR	Earlham	23:29.4	
140	Ella Vannatter	FR	Muskingum	23:29.4	
141	Emma Hintze	FR	Heidelberg	23:31.1	94
142	Lydia Black	FR	Muskingum	23:36.8	
143	Lily Smith	FR	Hanover	23:40.7	
144	Rami Padilla	FR	Marietta	23:44.3	95
145	Eleanor Brooks	JR	Franciscan (Ohio)	23:46.6	
146	Ana Henderson	JR	Heidelberg	23:47.4	96
147	Grace Wolfe	SO	Capital	23:51.7	97
148	Kyra Kiessling	JR	Muskingum	23:52.2	
149	Sofia Lawson	JR	Franciscan (Ohio)	23:53.5	
150	Mackenzie Moran	SR	Marietta	23:53.5	98
151	Lyvia Salo	FR	Anderson (Ind.)	24:01.0	99



# Race 1 - Womens 5K Finish - 5K

10/18/2024 - 4:30 pm

## Individual Results

Place	Name	Grade	Team	Time	Points
152	Tatianna Poelking	SO	Wright State Lake Campus	24:06.9	
153	Clare McKenna	JR	Franciscan (Ohio)	24:09.6	
154	Julia Gooding	SR	Mount St. Joseph	24:10.6	
155	Anna Packer	JR	Mount St. Joseph	24:10.8	
156	Holly Milbrandt	FR	Cuyahoga CC	24:13.4	
157	Kenzie Smith	SO	Heidelberg	24:16.2	
158	Miranda Smith	FR	Shawnee State	24:24.2	
159	Alecia Eischen	FR	Wright State Lake Campus	24:27.3	
160	Sadie Knox	SO	Anderson (Ind.)	24:28.9	100
161	Julia Maynard	FR	Muskingum	24:31.9	
162	Alex Wilkinson	SO	Capital	24:39.7	101
163	Erika Maldonado	FR	Berea	24:41.7	
164	Nora Filler	FR	Anderson (Ind.)	24:41.8	102
165	Raelynn Rufer	SO	Hanover	24:44.1	
166	Katelyn Trotto	SO	Earlham	24:44.5	
167	Kendra Antol	SR	Franciscan (Ohio)	24:47.2	
168	Kateri Villanella	SO	Franciscan (Ohio)	24:47.4	
169	Maria Eusebio	FR	Franciscan (Ohio)	24:47.7	
170	Faustyna Jaracz	FR	Franciscan (Ohio)	24:50.4	
171	Arej Salem		University of Dayton Run Club	24:58.8	103
172	Cheyenne Wentz	SO	Wooster	24:59.4	
173	Ella Adams	JR	Franciscan (Ohio)	25:11.3	
174	Charlotte Burnett	SR	Hanover	25:15.2	
175	Mariana Lavigne	FR	Franciscan (Ohio)	25:28.1	
176	Scarlet Carey	FR	Cuyahoga CC	25:38.2	
177	Bella Stevens	SR	Wilmington (Ohio)	25:45.7	104
178	Leah Gorby	FR	Wilmington (Ohio)	25:57.5	105
179	Kamryn McDonald	FR	Bluffton	25:58.2	
180	Michelle Kemoib	FR	Pikeville	26:02.7	106
181	Hope Adams	SR	Marietta	26:04.4	107
182	Madison Aaron	FR	Anderson (Ind.)	26:05.6	
183	Katlynn Wald	JR	Marietta	26:30.7	108
184	Sheila Maiyo	FR	Pikeville	26:53.7	109
185	Abby Jo Leiss	JR	Wilmington (Ohio)	27:06.1	110
186	Jamie Tang	FR	Wooster	27:17.8	
187	Faith Krakowski	SO	Cuyahoga CC	27:34.7	

Place	Name	Grade	Team	Time	Points
188	Aerial Miller	JR	Wilberforce University	27:56.9	
189	Jasmine Meade	FR	Pikeville	28:21.0	111
190	Amelia Dougherty	SR	University of Dayton Run Club	28:21.5	112
191	Anna Wilson	SR	University of Dayton Run Club	28:21.8	113
192	Wyn Caudle	SO	Wooster	28:38.5	
193	Abby Haag	FR	Anderson (Ind.)	29:09.9	
194	Kameron Jones	FR	Anderson (Ind.)	29:20.1	
195	Alexa Muha	SR	Pikeville	29:48.2	114
196	Laikin Tackett	SR	Pikeville	30:12.6	115
197	ALISON cantrell	SO	Pikeville	30:37.1	116
198	Gabrielle Thomas	SR	Wilberforce University	30:52.9	
199	DeTorri Hall	JR	Wilberforce University	31:26.7	
200	Margo Abrams	JR	Wilberforce University	34:10.1	

