














# Centerville Saturday Night Lights XC Race - Presented by Nike and Runners Plus Centerville

## Race 15 - HS Girls Lainey Studebaker Championship Race - 5K

8/23/25 - 9:30 pm

### Team Results

Place	Team	Score	Team Time	Runner Avg	Avg Mile	5 Man Gap	Finish Order	Scoring Order
1	 Athens	114	1:37:20	19:28	6:16	3:25	1-18-21-25-51-72	1-18-21-24-50-71
2	 Beavercreek	136	1:39:50	19:58	6:26	0:28	20-27-28-30-35-43-45	20-26-27-29-34-42-44
3	 Lancaster	140	1:38:33	19:43	6:21	3:03	2-16-31-32-62-71-85	2-16-30-31-61-70-83
4	 Oak Hills	149	1:39:50	19:58	6:26	1:55	11-22-33-38-48-69-73	11-22-32-37-47-68-72
5	 Turpin	158	1:40:11	20:03	6:27	1:57	12-23-29-47-50-56-95	12-23-28-46-49-55-91
6	 Lak. East	181	1:39:55	19:59	6:26	3:17	5-14-19-63-83-96-101	5-14-19-62-81-92-97
7	 Mason	189	1:40:57	20:12	6:30	2:24	6-36-40-53-58-68-81	6-35-39-52-57-67-79
8	Lexington Catholic	193	1:40:35	20:07	6:29	2:52	4-13-49-64-66-93-105	4-13-48-63-65-89-100
9	North Oldham	208	1:40:53	20:11	6:30	2:50	7-9-44-75-76-84-118	7-9-43-74-75-82-110
10	 Talawanda	214	1:41:13	20:15	6:31	2:54	8-10-55-67-77-113-114	8-10-54-66-76-106-107
11	 Seton	260	1:43:12	20:39	6:39	3:13	3-39-70-74-78-80-82	3-38-69-73-77-78-80
12	Notre Dame	304	1:45:54	21:11	6:49	2:48	17-46-65-92-94-121-128	17-45-64-88-90-113-116
13	Eastern	332	1:46:51	21:23	6:53	1:48	42-60-61-88-91-98-100	41-59-60-85-87-94-96
14	 Centerville	339	1:47:28	21:30	6:56	2:53	34-54-57-99-108-109-119	33-53-56-95-102-103-111
15	 Fairbanks	360	1:48:00	21:36	6:58	2:41	26-59-90-97-102-106-124	25-58-86-93-98-101-115
16	Campbell County	372	1:48:40	21:44	7:00	4:41	15-41-103-110-123	15-40-99-104-114
17	 Waynesville	384	1:49:16	21:52	7:02	3:04	37-52-87-112-116-117-120	36-51-84-105-108-109-112
DNP	 John Glenn		19:54	19:54	6:25		24	1 Runner

# Race 15 - HS Girls Lainey Studebaker Championship Race - 5K

8/23/25 - 9:30 pm

## Individual Results

Place	Name	Grade	Team	Time	Points
1	Sophia Szolosi	12	Athens	17:23.1	1
2	Harper Allen	12	Lancaster	18:08.6	2
3	Heidi Harmeyer	12	Seton	18:22.4	3
4	Abigail Turner	11	Lexington Catholic	18:25.3	4
5	Molly Deardorff	12	Lak. East	18:26.7	5
6	Atalia Hawkins	11	Mason	18:36.5	6
7	Elle Cargould	12	North Oldham	18:39.8	7
8	Abra Mills	12	Talawanda	18:40.9	8
9	Millie Huang	10	North Oldham	18:43.7	9
10	Adriana Luking	12	Talawanda	18:44.1	10
11	Aleah Coster	11	Oak Hills	18:50.5	11
12	Bridget McKee	12	Turpin	18:50.9	12
13	Anna Dawahare	11	Lexington Catholic	18:51.5	13
14	Ava Dickenson	12	Lak. East	18:51.7	14
15	Lila Dunlevy	10	Campbell County	18:58.5	15
16	Brooke Derringer	10	Lancaster	19:03.0	16
17	Norah Barker	11	Notre Dame	19:27.4	17
18	Zoe Wayner	10	Athens	19:31.8	18
19	Alyssa Browne	9	Lak. East	19:37.5	19
20	Delaney DeVite	12	Beavercreek	19:40.4	20
21	Landis Corrigan	12	Athens	19:42.4	21
22	Lucy Schutte	10	Oak Hills	19:47.2	22
23	Makenna Lundrigan	11	Turpin	19:48.1	23
24	Ashlynn Kuklica	11	John Glenn	19:53.6	
25	Andie Corrigan	10	Athens	19:54.0	24
26	Ava Lahmers	11	Fairbanks	19:54.9	25
27	Mallory Abraham	11	Beavercreek	19:58.4	26
28	Julia Pochet	11	Beavercreek	19:59.7	27
29	Allie Martin	12	Turpin	20:00.9	28
30	Sophia Johnson	12	Beavercreek	20:03.2	29
31	Amelia Fries	10	Lancaster	20:03.7	30
32	Hadley Allen	10	Lancaster	20:06.5	31
33	Eden Vath	9	Oak Hills	20:06.8	32
34	shayda hart	11	Centerville	20:07.3	33
35	Sophia Bowden	12	Beavercreek	20:08.0	34
36	Auna Korostyshevsky	11	Mason	20:09.1	35
37	Kendal Erbach	12	Waynesville	20:09.3	36
38	Maeghan Zimmerly	11	Oak Hills	20:19.8	37
39	Abigail Condren	12	Seton	20:20.5	38

Place	Name	Grade	Team	Time	Points
40	Emily Moran	11	Mason	20:20.8	39
41	Katherine McKee	11	Campbell County	20:24.7	40
42	Gemma Harkins	12	Eastern	20:24.9	41
43	Laura Robbins	10	Beavercreek	20:27.0	42
44	Grace Horan	10	North Oldham	20:29.8	43
45	Carmela Adducchio	10	Beavercreek	20:34.3	44
46	Abigail Carnes	11	Notre Dame	20:42.7	45
47	Reagan Schneider	12	Turpin	20:43.9	46
48	Ellie Polking	9	Oak Hills	20:45.1	47
49	Addison Mason	10	Lexington Catholic	20:45.5	48
50	Colby Lewis	9	Turpin	20:47.2	49
51	Olivia Smart	12	Athens	20:48.0	50
52	Aislin Turkelson	11	Waynesville	20:49.0	51
53	Tessa Palmer	12	Mason	20:50.1	52
54	Caroline Haines	11	Centerville	20:54.1	53
55	Katie Sparks	10	Talawanda	20:56.0	54
56	Olivia Sentker	10	Turpin	20:57.4	55
57	Alianne Boehm	11	Centerville	20:59.3	56
58	Eva Mathur	10	Mason	21:00.1	57
59	Sadie Miller	11	Fairbanks	21:01.6	58
60	Emerson Lilly	12	Eastern	21:05.2	59
61	Alexis Arroyo	11	Eastern	21:06.0	60
62	Lindiwe Neeley	11	Lancaster	21:11.0	61
63	Elise Brown	12	Lak. East	21:14.7	62
64	Nora Parker	12	Lexington Catholic	21:15.4	63
65	Ryan Bennett	9	Notre Dame	21:15.4	64
66	Abby Etherington	11	Lexington Catholic	21:16.8	65
67	Maddy Sparks	10	Talawanda	21:17.1	66
68	Mitalee Godbole	11	Mason	21:17.8	67
69	Samantha Getz	11	Oak Hills	21:22.4	68
70	Anna Wolfram	12	Seton	21:24.5	69
71	Lily Carpico	12	Lancaster	21:25.2	70
72	Margaret Nunemaker	11	Athens	21:25.8	71
73	Rachael Wunderlich	12	Oak Hills	21:28.0	72
74	Ellie Hutzel	11	Seton	21:29.3	73
75	Harper Lehmann	11	North Oldham	21:29.5	74
76	Catherine Baird	11	North Oldham	21:29.6	75
77	Charley Robinson	10	Talawanda	21:34.2	76
78	Grace Voss	9	Seton	21:34.6	77

# Race 15 - HS Girls Lainey Studebaker Championship Race - 5K

8/23/25 - 9:30 pm

## Individual Results

Place	Name	Grade	Team	Time	Points
79	Brooke Stremmel	12	Beavercreek	21:34.9	
80	Lily Hutchinson	11	Seton	21:37.9	78
81	Avery Moellers	11	Mason	21:40.4	79
82	Faith Sand	12	Seton	21:40.5	80
83	Megan Hoffman	11	Lak. East	21:43.6	81
84	Lola Sensenbrenner	9	North Oldham	21:45.9	82
85	Katie Coy	11	Lancaster	21:47.5	83
86	Lauren Williams	10	Seton	21:55.4	
87	Reese Williams	10	Waynesville	22:00.7	84
88	Alayna Powers	9	Eastern	22:02.4	85
89	Kara Kamel	11	Mason	22:04.8	
90	Mollie Thrush	12	Fairbanks	22:08.9	86
91	Carmela McWaters	11	Eastern	22:12.1	87
92	Olivia Browning	11	Notre Dame	22:12.4	88
93	Ainsley Adair	11	Lexington Catholic	22:13.8	89
94	Gretchen Germann	10	Notre Dame	22:15.2	90
95	Kaylee Stanford	10	Turpin	22:16.1	91
96	Brooks Billingsley	12	Lak. East	22:16.7	92
97	Hannah Niehaus	12	Fairbanks	22:18.9	93
98	Rose Hala	9	Eastern	22:19.7	94
99	Sara Walusimbi	12	Centerville	22:27.8	95
100	Ainsley Keith	20	Eastern	22:33.7	96
101	Dorothy Specht	9	Lak. East	22:34.5	97
102	Elizabeth Phillippo	12	Fairbanks	22:35.7	98
103	Isabella Evers	11	Campbell County	22:36.7	99
104	Ella Nienaber	9	Oak Hills	22:41.3	
105	Sarah Scott	12	Lexington Catholic	22:45.8	100
106	Hadley Premuda	10	Fairbanks	22:48.2	101
107	Madelyn Still	12	Lak. East	22:53.8	
108	Catie Duncan	11	Centerville	22:59.4	102
109	Stella Coppock	11	Centerville	23:00.1	103
110	Brooklynn Phelps	10	Campbell County	23:00.7	104
111	Catherine Soldato	10	Lexington Catholic	23:02.0	
112	Kendra Ball	11	Waynesville	23:03.9	105
113	Katelyn Bulanda	12	Talawanda	23:06.3	106
114	Clara Craddock	12	Talawanda	23:06.8	107
115	Olivia Owens	12	Turpin	23:09.0	
116	Zedie Click	12	Waynesville	23:12.4	108
117	Madison Bell	10	Waynesville	23:17.0	109

Place	Name	Grade	Team	Time	Points
118	Caroline Stickle	9	North Oldham	23:21.6	110
119	Lily Mundy	12	Centerville	23:24.4	111
120	Cora Roberts	10	Waynesville	23:30.3	112
121	Kennedy King	11	Notre Dame	23:31.5	113
122	Eleanor Gillman	11	Centerville	23:38.0	
123	Mia Petty	12	Campbell County	23:38.7	114
124	Claire Berry	11	Fairbanks	23:43.0	115
125	Sadie Thornton	9	Eastern	23:46.5	
126	Evelyn Malcolm	12	Waynesville	23:49.3	
127	Rory West Poley	12	Talawanda	23:50.8	
128	Cleo Dozier	12	Notre Dame	25:23.9	116