


















Centerville Saturday Night Lights XC Race - Presented by Nike and Runners Plus

Centerville

Race 13 - HS Girls Varsity Gold - 5K

8/23/25 - 8:30 pm


Team Results

Place	Team	Score	Team Time	Runner Avg	Avg Mile	5 Man Gap	Finish Order	Scoring Order
1	Highlands	113	1:43:44	20:45	6:41	0:26	17-21-22-25-28-62-99	17-21-22-25-28-60-93
2	 Northmont	149	1:44:57	21:00	6:46	2:28	5-6-9-66-67-134-157	5-6-9-64-65-116-133
3	 Cedarville	154	1:44:46	20:58	6:45	3:19	1-7-36-46-70-74-122	1-7-34-44-68-72-111
4	 Madeira	190	1:47:11	21:27	6:54	2:03	12-24-37-55-68-77-84	12-24-35-53-66-75-80
5	 Mechanicsburg	191	1:47:16	21:28	6:55	6:30	3-4-11-44-155	3-4-11-42-131
6	Conner	192	1:46:51	21:23	6:53	3:01	14-16-26-41-104-119-126	14-16-26-39-97-110-113
7	 Mason	226	1:48:55	21:47	7:01	0:32	40-43-45-52-56-63-72	38-41-43-50-54-61-70
8	 Beavercreek	234	1:48:36	21:44	7:00	2:25	23-30-33-58-100-105	23-29-32-56-94-98
9	 Mariemont	241	1:48:36	21:44	7:00	2:39	13-15-59-71-92-97-103	13-15-57-69-87-91-96
10	 Anderson	261	1:49:25	21:53	7:03	3:40	8-18-42-94-116	8-18-40-88-107
11	 Indian Hill	275	1:51:09	22:14	7:10	4:52	20-31-47-57-147-152-154	20-30-45-55-125-129-130
12	 Day, Christian	280	1:50:24	22:05	7:07	1:44	32-38-64-69-89-90-91	31-36-62-67-84-85-86
13	 Columbus Grove	295	1:50:20	22:04	7:07	2:56	10-27-75-96-101-133-148	10-27-73-90-95-115-126
14	Villa Madonna	300	1:51:06	22:14	7:10	1:57	34-49-53-80-98-146-156	33-47-51-77-92-124-132
15	 Oak Hills	324	1:52:02	22:25	7:13	1:02	50-51-65-85-87-106-108	48-49-63-81-83-99-101
16	 Lancaster	337	1:52:18	22:28	7:14	1:11	48-60-78-82-83	46-58-76-78-79
17	 McNicholas	398	1:54:14	22:51	7:22	3:12	19-76-107-109-110-138-140	19-74-100-102-103-118-120
18	Simon Kenton	401	1:54:46	22:58	7:24	2:19	39-73-86-112-115	37-71-82-105-106
19	 Chillicothe	415	1:54:34	22:55	7:23	4:48	2-95-111-117-124-149-150	2-89-104-108-112-127-128
20	 Alter	513	2:00:18	24:04	7:45	3:01	54-118-128-136-141-142	52-109-114-117-121-122
21	 Bid. River Valley	570	2:05:11	25:03	8:04	4:14	61-139-143-158-160-166-167	59-119-123-134-135-136-137

Race 13 - HS Girls Varsity Gold - 5K

8/23/25 - 8:30 pm

Team Results

Place	Team	Score	Team Time	Runner Avg	Avg Mile	5 Man Gap	Finish Order	Scoring Order
DNP	Bluegrass United		1:06:59	22:20	7:12		29-35-132	3 Runners
DNP	Chess Christian		1:21:52	27:18	8:47		137-153-168	3 Runners
DNP	 Spr. Shawnee		26:55	26:55	8:40		163	1 Runner

Race 13 - HS Girls Varsity Gold - 5K

8/23/25 - 8:30 pm

Individual Results

Place	Name	Grade	Team	Time	Points
1	Mandy Mark	10	Cedarville	19:11.1	1
2	Gabby Maranzana	10	Chillicothe	19:29.4	2
3	Isabelle Rodgers	12	Mechanicsburg	19:32.8	3
4	Clair Rodgers	12	Mechanicsburg	19:41.0	4
5	Sadie Mergler	9	Northmont	19:56.6	5
6	Makenna Long	11	Northmont	19:57.5	6
7	Ellie Mark	12	Cedarville	19:59.8	7
8	Emma Sallee	11	Anderson	20:14.0	8
9	Jazlen Simpson	12	Northmont	20:16.5	9
10	Sarah Kamphaus	12	Columbus Grove	20:20.4	10
11	Evelyn Shultz	10	Mechanicsburg	20:20.5	11
12	Hannah Gemmel	11	Madeira	20:21.3	12
13	Maria Mavridoglou	10	Mariemont	20:23.7	13
14	Avery Vanlandingham	12	Conner	20:23.7	14
15	Corrine Cline	9	Mariemont	20:24.1	15
16	Ellie Frey	12	Conner	20:30.9	16
17	Liza Zengel	12	Highlands	20:31.3	17
18	Grace Helbig	10	Anderson	20:34.6	18
19	Ella McConnell	11	McNicholas	20:34.9	19
20	Claire Wilkes	11	Indian Hill	20:38.4	20
21	Ella Taylor	11	Highlands	20:38.5	21
22	Sydney Houlihan	12	Highlands	20:40.1	22
23	Charlotte Howard	11	Beavercreek	20:49.7	23
24	Lucy Folger	10	Madeira	20:53.9	24
25	Sophie Taylor	11	Highlands	20:56.1	25
26	Bella Rechten	12	Conner	20:56.4	26
27	Lily Montgomery	12	Columbus Grove	20:56.5	27
28	Isla Meyn	10	Highlands	20:57.3	28
29	Riley James	11	Bluegrass United	21:03.8	
30	Kayla Messer	12	Beavercreek	21:03.9	29
31	Emily Shea	9	Indian Hill	21:12.1	30
32	Charlotte Lethander	12	Day. Christian	21:13.7	31
33	Julia Misutka	12	Beavercreek	21:15.6	32
34	Alyssa Martin	12	Villa Madonna	21:16.5	33
35	Evelyn Gullett	10	Bluegrass United	21:17.3	
36	Claire Wonders	12	Cedarville	21:24.9	34
37	Brooke Ashton	11	Madeira	21:25.5	35
38	Amber Prentice	12	Day. Christian	21:26.3	36

Place	Name	Grade	Team	Time	Points
39	Ella Carroll	11	Simon Kenton	21:34.0	37
40	Clara Vaz	10	Mason	21:34.8	38
41	Claire Higgins	12	Conner	21:35.0	39
42	Zoe Patterson	10	Anderson	21:38.0	40
43	Evie Marvich	9	Mason	21:38.2	41
44	Elizabeth Shuryan	10	Mechanicsburg	21:38.3	42
45	Angel Pandey	12	Mason	21:38.5	43
46	Madeline Minor	11	Cedarville	21:40.3	44
47	Josephine Tindale	10	Indian Hill	21:40.8	45
48	Alyssa Johnson	9	Lancaster	21:41.0	46
49	Lena Schroeder	12	Villa Madonna	21:51.5	47
50	Alaina Sexton	10	Oak Hills	21:55.2	48
51	Maryn Osterfeld	10	Oak Hills	21:55.3	49
52	Sophia Vasquez	9	Mason	21:57.0	50
53	Norie Barker	11	Villa Madonna	21:58.3	51
54	Veronica Johnston	10	Alter	22:03.5	52
55	Paige World	11	Madeira	22:05.2	53
56	Brooklyn Goldschmidt	11	Mason	22:06.2	54
57	Megan Sichel	10	Indian Hill	22:07.0	55
58	Myca Pearce	12	Beavercreek	22:11.9	56
59	Mary McIntosh	11	Mariemont	22:13.5	57
60	Ava Zeiders	11	Lancaster	22:13.7	58
61	Laella Mullins	12	Bid. River Valley	22:13.7	59
62	Georgia Zengel	10	Highlands	22:15.7	60
63	Charlotte Bruning	9	Mason	22:17.3	61
64	Evelyn Garret	10	Day. Christian	22:21.0	62
65	Harper Amlung	9	Oak Hills	22:21.9	63
66	Emma Martin	10	Northmont	22:22.1	64
67	Addison Brown	11	Northmont	22:23.8	65
68	Olivia Naegeli	10	Madeira	22:24.3	66
69	Riley Domigan	12	Day. Christian	22:25.1	67
70	Gloria Lopez	11	Cedarville	22:29.5	68
71	Olivia Riportella	12	Mariemont	22:31.6	69
72	Ella Boynton	9	Mason	22:34.4	70
73	Karsyn Kreidenweis	9	Simon Kenton	22:36.2	71
74	Emma Krizo	11	Cedarville	22:37.0	72
75	Claire Koch	10	Columbus Grove	22:37.3	73
76	Annabel Moeves	11	McNicholas	22:39.3	74
77	Maddy Zoekler	12	Madeira	22:39.3	75

Race 13 - HS Girls Varsity Gold - 5K

8/23/25 - 8:30 pm

Individual Results

Place	Name	Grade	Team	Time	Points
78	Morgan Johnson	12	Lancaster	22:42.3	76
79	Aspen Schenk	9	Mason	22:45.5	
80	Anna Kolar	12	Villa Madonna	22:45.9	77
81	Clara Anderson	9	Mason	22:48.6	
82	Alia Hopple	12	Lancaster	22:49.2	78
83	JaciLynn Sark	12	Lancaster	22:51.5	79
84	Norah Kellett	10	Madeira	22:51.7	80
85	Allyson Hassett	11	Oak Hills	22:52.5	81
86	Kali Kreidenweis	11	Simon Kenton	22:54.7	82
87	Lydia De Witt	11	Oak Hills	22:56.4	83
88	Eleanor Drews	11	Madeira	22:57.4	
89	Grace Eckert	9	Day. Christian	22:57.4	84
90	Emily LaCasse	11	Day. Christian	23:00.6	85
91	Lydia Dawson	10	Day. Christian	23:01.7	86
92	Lyla Larsen	11	Mariemont	23:02.5	87
93	Ellie Ross	10	Day. Christian	23:03.4	
94	Olivia Frye	9	Anderson	23:04.2	88
95	Ava Beck	11	Chillicothe	23:05.2	89
96	Lauren Martz	12	Columbus Grove	23:09.0	90
97	Abigail Lindsley	10	Mariemont	23:09.8	91
98	Lily Lewis	11	Villa Madonna	23:12.9	92
99	Mirabelle Go	10	Highlands	23:14.0	93
100	Sage Sartin	11	Beavercreek	23:14.1	94
101	Alexa Kamphaus	9	Columbus Grove	23:16.3	95
102	Anna LeRoy	10	Madeira	23:17.6	
103	Saura Patel	12	Mariemont	23:24.1	96
104	Karlie Meyers	12	Conner	23:24.4	97
105	Katelyn Richards	11	Beavercreek	23:26.2	98
106	Elyse Kinzie	12	Oak Hills	23:29.3	99
107	Piper Cutforth	11	McNicholas	23:33.2	100
108	Ava Sullivan	9	Oak Hills	23:33.9	101
109	Addy Russo	12	McNicholas	23:39.1	102
110	Kaitlyn McConnell	11	McNicholas	23:46.7	103
111	Reina Cunningham	11	Chillicothe	23:47.6	104
112	Parker Beaman	11	Simon Kenton	23:48.6	105
113	Margot Mace	11	Mariemont	23:49.3	
114	Katherine Smith	9	Madeira	23:49.5	
115	Ava Hardman	12	Simon Kenton	23:52.2	106
116	Clare Bomkamp	10	Anderson	23:53.4	107

Place	Name	Grade	Team	Time	Points
117	Sophie Knapp	12	Chillicothe	23:54.2	108
118	Nora Blakeley	9	Alter	23:55.5	109
119	Isabelle Jackson	12	Conner	23:58.2	110
120	Evie Murphy	10	Oak Hills	24:00.4	
121	Harper Gregory	9	Mason	24:02.8	
122	Paige Minor	10	Cedarville	24:13.0	111
123	Mallory Re	11	Mason	24:13.5	
124	Lilah Bennett	10	Chillicothe	24:17.0	112
125	Olivia Prentice	11	Day. Christian	24:18.0	
126	Ana Nordine	11	Conner	24:19.4	113
127	Gloria Wilson	10	Oak Hills	24:19.5	
128	Cora Simpson	12	Alter	24:22.0	114
129	Vanessa Galeano	9	Mason	24:26.5	
130	Ellie Thompson	11	Oak Hills	24:28.5	
131	Micaela Nagley	9	Day. Christian	24:28.8	
132	Carolina Newell	9	Bluegrass United	24:37.6	
133	Breanne Fuerst	12	Columbus Grove	24:41.1	115
134	Braelyn Williams	9	Northmont	24:46.5	116
135	Marlowe Heiert	10	Highlands	24:48.7	
136	Juliana Montoya	11	Alter	24:52.7	117
137	Ellie Zoller	11	Chess Christian	24:53.1	
138	Therese Bursa	10	McNicholas	24:58.7	118
139	Addison Browning	11	Bid. River Valley	25:00.2	119
140	Grace Ernst	11	McNicholas	25:02.9	120
141	Sarah Kenyon	10	Alter	25:03.8	121
142	Maddie Zimmer	11	Alter	25:10.6	122
143	Kynleigh Waugh	9	Bid. River Valley	25:13.5	123
144	Addison Fitzgerald	9	Mason	25:19.3	
145	Abigail Vogel	12	Conner	25:23.2	
146	Ruby Logsdon	9	Villa Madonna	25:27.8	124
147	Hannah McParlane	11	Indian Hill	25:30.3	125
148	Lydia Schumacher	11	Columbus Grove	25:33.3	126
149	Meilah Stangle	11	Chillicothe	25:35.2	127
150	Michell George	8	Chillicothe	25:35.5	128
151	Dakota Dunn	12	Columbus Grove	25:35.7	
152	Lottie Henz	10	Indian Hill	25:47.1	129
153	Elizabeth Crosley	12	Chess Christian	25:47.1	
154	Liz George	12	Indian Hill	25:53.7	130
155	Ava Sexton	12	Mechanicsburg	26:02.7	131

Race 13 - HS Girls Varsity Gold - 5K

8/23/25 - 8:30 pm

Individual Results

Place	Name	Grade	Team	Time	Points
156	Emily Barker	9	Villa Madonna	26:04.3	132
157	Maddie Abbott	11	Northmont	26:13.5	133
158	Ava McClure	11	Bid. River Valley	26:15.4	134
159	Petiah Martin	10	Chillicothe	26:25.6	
160	Bella Hersman	9	Bid. River Valley	26:27.4	135
161	Rosalyn Brown	12	Highlands	26:35.5	
162	Olive Lecky	10	Highlands	26:53.9	
163	Elizabeth Hill	9	Spr. Shawnee	26:54.8	
164	Abby Greve	11	Columbus Grove	26:57.7	
165	Wiley Willis	12	Highlands	27:02.0	
166	Rory Martin	11	Bid. River Valley	30:33.5	136
167	Kylee Mitchem	10	Bid. River Valley	30:35.0	137
168	Kiersten Farler	11	Chess Christian	31:11.1	
169	Kaelynne Coughenour	11	Bid. River Valley	32:29.7	
170	Addison Dewitt	10	Bid. River Valley	35:55.4	